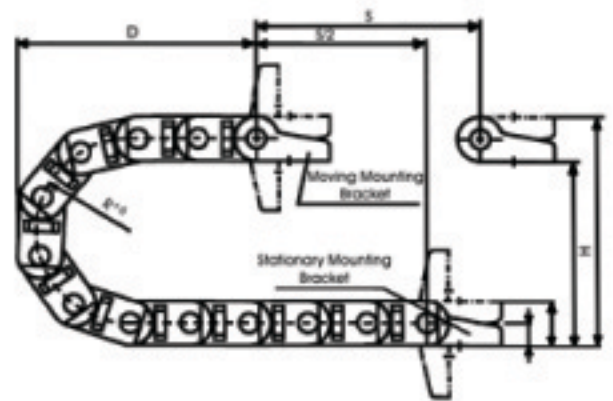




E-Chain E2 Mini New: 15-015-038-0 Inch Version

Inner Width	Outer Width	Radius	Curve Height H	Curve Length K	Weight
0.59 in	1.02 in	1.50 in	3.94 in	7.28 in	0.24 lbs/ft

Operating Space: H + .79" @ .68 lbs/ft

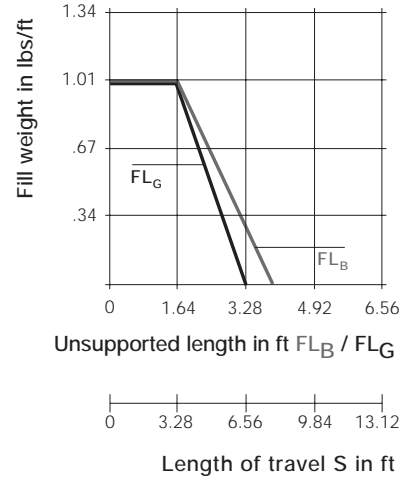




For new applications, we recommend the New Series 15 "Zipper"



4 Widths
7 Bending Radii



Interior separation possible



2 options for mounting brackets

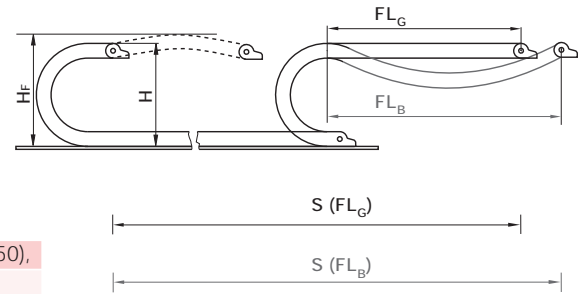


Mounting bracket with or without strain relief tiewrap plates



Unsupported length

- FL_B = unsupported with permitted sag
- FL_G = unsupported with straight upper run



Product Range:

Inner Widths (Bi) inches (mm):	.59 (15), .98 (25), 1.50 (38), 1.97 (50),
Bending Radii (R) inches (mm):	1.50 (038), 1.89 (048), 2.95 (075),
	4.33 (110), 5.70 (145), 7.09 (180)
Pitch:	1.20 (30.5 mm)/link
	10.06 links/ft (33 links/m)

The inner widths 63, 80, 100, see Page 4.12, New Series 15 "Zipper"

Quicksnap: the complete unit, detachable by hand
Call for availability



Quickfix: mounting bracket with pin
Call for availability



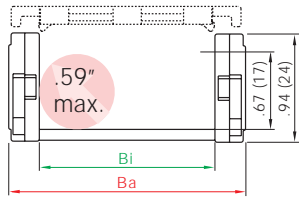
When to use the Series 15 "Zipper":

- If extremely quick, zipper-like access to cables is required
- If connection options are required (Quicksnap, Quickfix, etc.)
- If interior separation is required
- If high stability and long service life are required



When not to use the Series 15 "Zipper":

- If access to cables via individual links is not required
 - ▶ New Series 10 "mini", Chapter 4
- If torsion occurs
 - ▶ Series E14 "E-Z Chain", Chapter 2
- If the chain must be snap-open along the inner radius
 - ▶ New B15i, Chapter 4



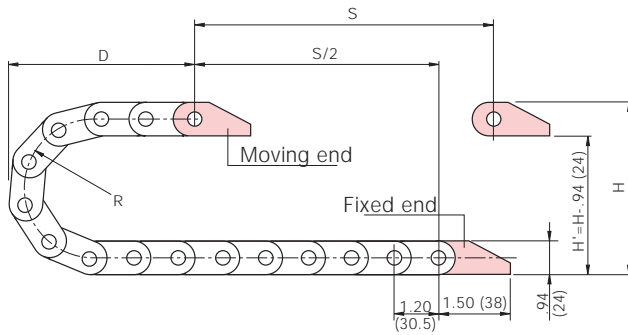
Part No.	Bi	Ba
15-1	.59 (15)	1.02 (26)
15-2	.98 (25)	1.42 (36)
15-3	1.50 (38)	1.93 (49)
15-4	1.97 (50)	2.40 (61)

Bending Radii for ALL Widths

1.50 (038)
1.89 (048)
2.95 (075)
4.33 (110)
5.71 (145)
7.09 (180)

Supplement part number with required radius
for example, 15-2-100-0

Installation Dimensions



R	1.50 (038)	1.89 (048)	2.95 (075)
H'	3.94 (100)	4.72 (120)	6.89 (175)
D	3.15 (80)	3.54 (90)	4.72 (120)
K	7.28 (185)	8.46 (215)	11.81 (300)

R	04.33 (110)	5.71 (145)	7.09 (180)
H'	09.65 (245)	12.40 (315)	15.16 (385)
D	06.10 (155)	7.48 (190)	8.86 (225)
K	016.14 (410)	20.47 (520)	24.80 (630)

*The required clearance height is $H_F = H + .79 (20)$ with .67 lbs/ft (1 kg/m) fill weight. Please consult igus® if space is particularly restricted.

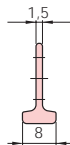
- Pitch: = 1.20 (30.5 mm) per link
- Links per ft (m): = 10.06 (33)
- Chain length: = $\frac{S}{2} + K$

Interior Separation

One option is available for the interior separation of the Series 15 "Zipper":

Vertical separators

These separators are used if only a vertical subdivision is required. A slotted separator is used for this subdivision. This separator can also be used with full-width shelves for a continuous horizontal subdivision.



Vertical Separator

Unassembled	Part No. 150
Assembled	Part No. 151



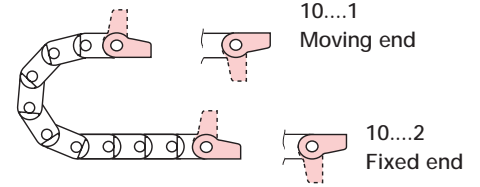
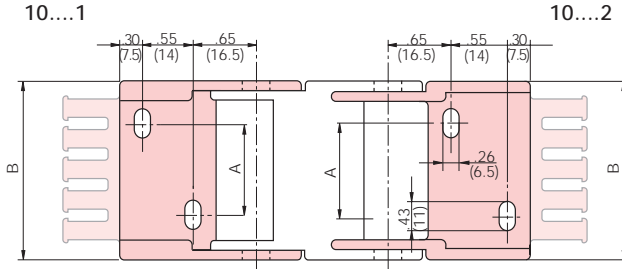
Mounting Brackets (3 options for all applications)

Option 1: polymer, one-piece

- Mounting bracket with or without pivoting strain relief tiwrap plates



- One-piece, locked mounting bracket
- Corrosion-resistant
- Available pre-assembled
- Inner and outer attachment possible
- Flush mounting
- Integrated strain relief available

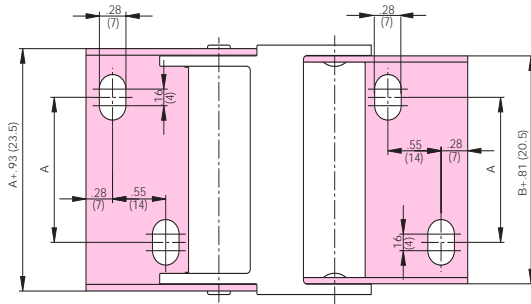


101-12-P(Z) and 104-12-P(Z)

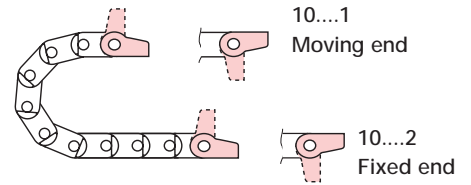
Chain Type	Part No. Full set with Tiewrap Plate	Part No. Mounting Bracket Set	Dimension A in. (mm)
15-1	101-12PZ	101-12P	(0)
15-2	102-12PZ	102-12P	.39 (10)
15-3	103-12PZ	103-12P	.91 (23)
15-4	104-12PZ	104-12P	1.38 (35)

10...12 = Full set, each part with pin/bore
 10... 1 = Mounting bracket with bore
 10... 2 = Mounting bracket with pin

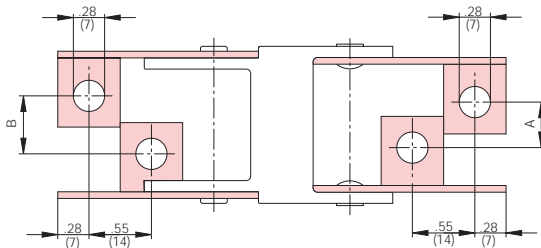
Option 2: steel, one-piece



- One-piece, locked mounting bracket
- Available pre-assembled
- Inner and outer attachment possible



Option 3: steel, two-piece



- 1 set, suitable for all widths

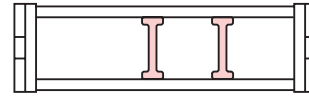
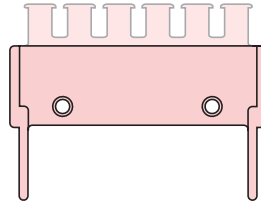
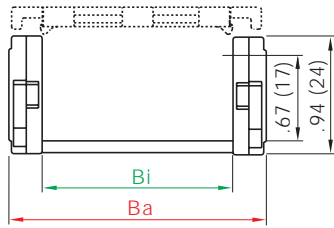
Chain Type	Part No. Set One-Piece	Part No. Set Two-Piece	Dimension A in. (mm)	Dimensions B in. (mm)
15-1	101-12	100-12	(0)	.12 (3)
15-2	102-12	100-12	.39 (10)	.51 (13)
15-3	103-12	100-12	.91 (23)	1.02 (26)
15-4	104-12	100-12	1.38 (35)	1.50 (38)

10...12 = Full set, each part with pin/bore
 10... 1 = Mounting bracket with bore
 10... 2 = Mounting bracket with pin

Order Example and Technical Data: Series 15 "Zipper"

Order example

15-15...



1. Chain selection:

15-2-038-0


2. Mounting brackets:

102-12PZ


3. Interior separation:

2 separators unassembled

(Part No. 150),

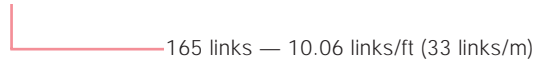
or assembled every other link

(Part No. 151).

 Alternative interior separation configuration
 according to design layout possible.

For 16.4 ft (5 m) chain, color black, with mounting brackets:

16.4 ft (5 m) 15-2-038-0 and 102-12PZ



Technical data

Chain Type	Weight Per Link		Weight Per Meter	
	(oz.)	(g)	(lbs)	(kg)
15-1	.35	(≈ 10)	.24	(≈ 0.35)
15-2	.42	(≈ 12)	.27	(≈ 0.40)
15-3	.49	(≈ 14)	.31	(≈ 0.46)
15-4	.56	(≈ 16)	.35	(≈ 0.52)

Material	igumid G
Permitted temperature	-40°F/266°F (-40°C/+130°C)
Gliding speed max.	9.8 ft/s (3 m/s)
Unsupported v max.	32.8 ft/s (10 m/s)
Flammability class	VDE 0304 IIC UL94 HB

