

SLA1X1W4


Slotted Wall Duct - 1" X 1" Adhesive, PVC, White, 120' / carton

Article Number: 181-11021

Part Number: SLA1X1W4

Type: SLA1X1

Material: PVC



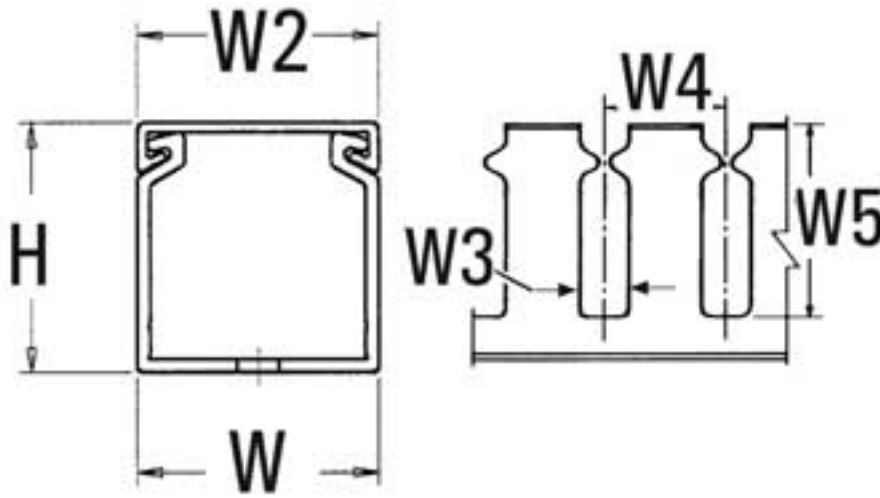
1. Base Data

Part No.	SLA1X1W4
-----------------	----------

Type	SLA1X1
-------------	--------

Color	White
--------------	-------

2. Product Dimensions



Length (L)	6 ft / 1.83 m
Width (W)	1.00 " / 25.4 mm
Width (W2)	1.00 " / 25.4 mm
Width (W3)	10.2 mm
Width (W4)	1.00 " / 25.4 mm
Width (W5)	.75 " / 19.1 mm
Height (H)	1.05 " / 26.7 mm
Mounting Hole Centers	4.00 " / 101.60 mm

4. Material and Specifications

Material	Polyvinylchloride (PVC)
Material Shortcut	PVC
Certification	CSA
CSA Certified	Yes
Flammability	self-extinguishing
Operating Temperature	+122 °F (+50 °C)

Logistic and Packaging

Packaging Type	carton
Pkg. Qty.	120 ft / 36.6 m
Carton Qty.	120 ft
UPC	08930604757

Miscellaneous

UL Recognized (US and Canada)	Yes
Width (W3)	.40 "

Wiring Duct

Pro-Duct Wiring Duct

HellermannTyton's Pro-Duct wiring duct efficiently routes and protects wire and cable. Manufactured from high impact, rigid PVC, Pro-Duct includes solid, slotted and high density slotted styles. Available in over 28 sizes, Pro-Duct comes in standard colors of white, gray and black in 6 foot lengths. Blue wiring duct is also available in a variety of standard sizes. Other colors are available. Contact HellermannTyton for minimum volume requirements.

Pro-Duct Features

All styles of Pro-Duct wiring duct (solid, slotted and high density slotted) are designed with many installer preferred features:

- Smooth edges protect installer and wires from abrasion.
- Cover is flush with the side of the duct for increased wire capacity. It also allows for tight, side-by-side placement.
- No cover slippage. The covers are provided with a non-slip plastic lining. This ensures that the covers remain in place during vibration, yet they easily snap on and off, offering ready access to the wire run.
- Mounting holes are designed for installation versatility. Elongated mounting holes allow for changes in panel designs and installation flexibility.
- Mounting holes are standard. Contact HellermannTyton for duct without mounting holes.
- Enhanced wire capacity helps maximize space within panels.
- Interchangeable covers between solid, slotted, and high density slotted styles reduce inventory and increase versatility.
- Professional appearance increases panel's overall neatness.

Pro-Duct is U.L. Recognized, CSA Certified, and carries a U.L. flame rating of 94V0.



Solid Wall Duct

Solid wall duct is designed for straight wire runs where break-outs are not required.

- Smooth edges
- Non-slip cover
- Professional appearance



Slotted Wall Duct

Slotted wall duct features break-away fingers which provide additional access for wire leads.

Slotted wall duct is manufactured with two score lines.

The first score line is at the base of the finger, allowing the finger to be bent and broken away when a greater opening is required. The second score line is lower allowing a section of the sidewall to be easily removed by cutting the sidewall down to the lower score line. Use HellermannTyton's TDNT notching tool and snap out the desired section. Both score lines provide smooth edges to ensure worker safety.

Strong fingers prevent unwanted breaking.

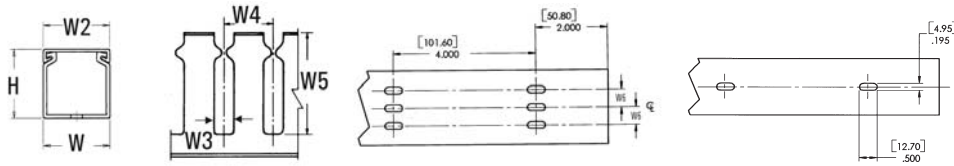
The fingers are easily deflected outward, allowing ready positioning of the wires within the slotted wall duct.

Restricted opening design in the finger of the duct helps keep wires in place.

Restriction also prevents unintended removal of wires and permits any individual wire to be traced without disconnection.



Slotted Wall Duct



File # E64139 File # 49249

Product Selection			Width (W)	Height (H)	Width (W2)	Width (W3)	Width (W4)	Width (W5)	Width (W6)	Description	Color	Pkg. Qty. ft. (6 ft. lengths)
Article No.	Part No.	Type										
1" x 1" (25.4 x 25.4) Nominal Duct Size												
181-11015	SL1X1W4	SL1X1	1.00" (25.4)	1.05" (26.7)	1.00" (25.4)	.40" (10.2)	1.00" (25.40)	.75" (19.05)	One row of holes on ⌀	Non-Adhesive	White	120 ft
181-11021	SLA1X1W4	SLA1X1								Adhesive	White	120 ft
181-11013	SL1X1G4	SL1X1								Non-Adhesive	Gray	120 ft
181-11019	SLA1X1G4	SLA1X1								Adhesive	Gray	120 ft
181-11009	SL1X1BK4	SL1X1								Non-Adhesive	Black	120 ft
181-11016	SLA1X1BK4	SLA1X1								Adhesive	Black	120 ft
1" x 1.5" (25.4 x 38.1) Nominal Duct Size												
181-11507	SL1X1.5W4	SL1X1.5	1.02" (25.91)	1.56" (26.1)	1.00" (25.40)	.40" (10.16)	1.00" (25.40)	1.19" (30.2)	One row of holes on ⌀	Non-Adhesive	White	120 ft
181-11511	SLA1X1.5W4	SLA1X1.5								Adhesive	White	120 ft
181-11505	SL1X1.5G4	SL1X1.5								Non-Adhesive	Gray	120 ft
181-11509	SLA1X1.5G4	SLA1X1.5								Adhesive	Gray	120 ft
181-00552	SL1X1.5BK4	SL1X1.5								Non-Adhesive	Black	120 ft
181-00564	SLA1X1.5BK4	SLA1X1.5								Adhesive	Black	120 ft
1" x 2" (25.4 x 50.8) Nominal Duct Size												
181-12008	SL1X2W4	SL1X2	1.03" (26.16)	2.06" (52.32)	1.00" (25.40)	.40" (10.16)	1.00" (25.40)	1.62" (41.1)	One row of holes on ⌀	Non-Adhesive	White	120 ft
181-12013	SLA1X2W4	SLA1X2								Adhesive	White	120 ft
181-12005	SL1X2G4	SL1X2								Non-Adhesive	Gray	120 ft
181-12011	SLA1X2G4	SLA1X2								Adhesive	Gray	120 ft
181-00024	SL1X2BK4	SL1X2								Non-Adhesive	Black	120 ft
181-00565	SLA1X2BK4	SLA1X2								Adhesive	Black	120 ft
1" x 3" (25.4 x 76.2) Nominal Duct Size												
181-13008	SL1X3W4	SL1X3	1.02" (25.91)	3.06" (77.72)	1.00" (25.40)	.40" (10.16)	1.00" (25.40)	2.60" (66.0)	One row of holes on ⌀	Non-Adhesive	White	120 ft
181-13012	SLA1X3W4	SLA1X3								Adhesive	White	120 ft
181-13006	SL1X3G4	SL1X3								Non-Adhesive	Gray	120 ft
181-13010	SLA1X3G4	SLA1X3								Adhesive	Gray	120 ft
181-13003	SL1X3BK4	SL1X3								Non-Adhesive	Black	120 ft
181-00566	SLA1X3BK4	SLA1X3								Adhesive	Black	120 ft
1" x 4" (25.4 x 101.6) Nominal Duct Size												
181-14006	SL1X4W4	SL1X4	1.00" (25.40)	4.06" (103.12)	1.00" (25.40)	.40" (10.16)	1.00" (25.40)	3.6" (91.4)	One row of holes on ⌀	Non-Adhesive	White	120 ft
181-00569	SLA1X4W4	SLA1X4								Adhesive	White	120 ft
181-14003	SL1X4G4	SL1X4								Non-Adhesive	Gray	120 ft
181-00568	SLA1X4G4	SLA1X4								Adhesive	Gray	120 ft
181-14001	SL1X4BK4	SL1X4								Non-Adhesive	Black	120 ft
181-00567	SLA1X4BK4	SLA1X4								Adhesive	Black	120 ft
1.5" x 1" (38.1 x 25.4) Nominal Duct Size												
181-15107	SL1.5X1W4	SL1.5X1	1.50" (38.10)	1.05" (26.67)	1.50" (38.10)	.40" (10.16)	1.00" (25.40)	.75" (19.1)	One row of holes on ⌀	Non-Adhesive	White	120 ft
181-00572	SLA1.5X1W4	SLA1.5X1								Adhesive	White	120 ft
181-15105	SL1.5X1G4	SL1.5X1								Non-Adhesive	Gray	120 ft
181-00571	SLA1.5X1G4	SLA1.5X1								Adhesive	Gray	120 ft
181-00548	SL1.5X1BK4	SL1.5X1								Non-Adhesive	Black	120 ft
181-00570	SLA1.5X1BK4	SLA1.5X1								Adhesive	Black	120 ft

Dimensions are approximate and subject to technical changes. Use **Part No.** for ordering and **Type** for specification purposes. Slotted wall duct in larger sizes continued on the next page. Covers are listed on page 117.