


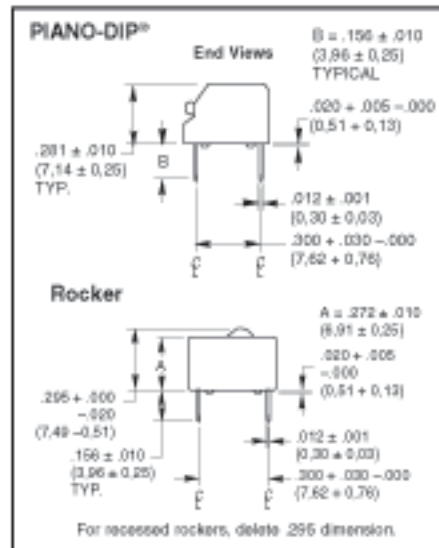
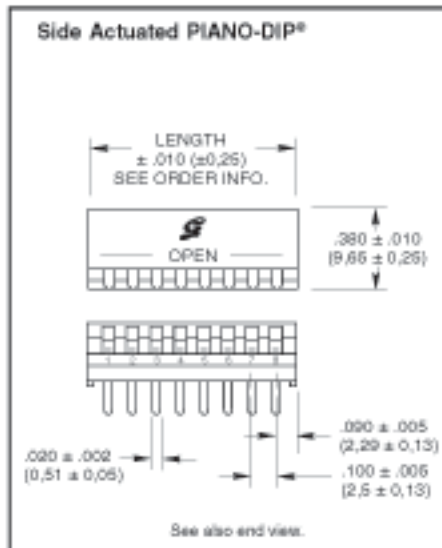
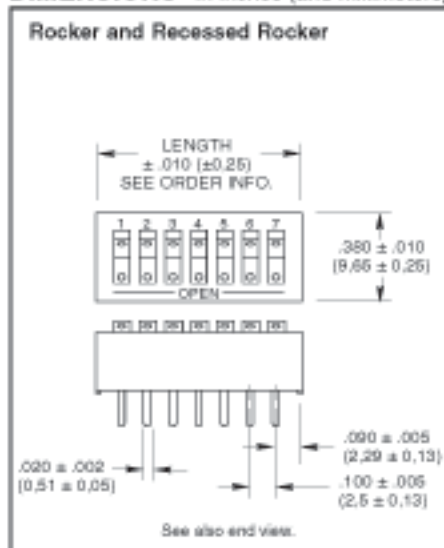
SERIES 76
SPST Rocker

FEATURES

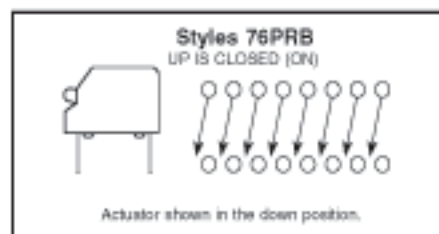
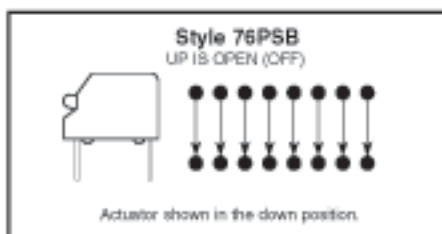
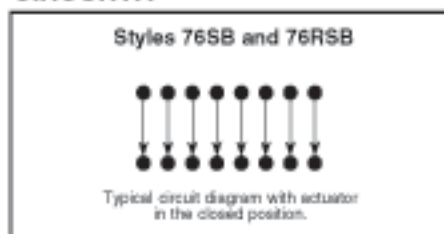
- Raised and Recessed, Rocker and PIANO-DIP® Styles
- Sealed Base Standard
- Spring and Ball Contact
- Top Tape Seal Option



DIMENSIONS In inches (and millimeters)



CIRCUITRY



ORDERING INFORMATION

<p>76RSB04ST</p> <p>Series: 76 Switch Style: RSB Number of Positions: 04 T: T (RoHS compliant) Sealed*: S Number of Positions: 02 through 10, 12</p>	<p>Series</p> <p>Switch Style: SB = Raised Rocker RSB = Recessed Rocker PSB = Piano-DIP (Up is Off) PRB = Piano-DIP (Up is On)</p>	<table border="1"> <thead> <tr> <th>No. of Pos.</th> <th>Length (Inches)</th> <th>Length (Metric)</th> <th>No./Tube</th> </tr> </thead> <tbody> <tr><td>2</td><td>0.280"</td><td>7.1 mm</td><td>35</td></tr> <tr><td>3</td><td>0.380"</td><td>9.7 mm</td><td>27</td></tr> <tr><td>4</td><td>0.480"</td><td>12.2 mm</td><td>21</td></tr> <tr><td>5</td><td>0.580"</td><td>14.7 mm</td><td>18</td></tr> <tr><td>6</td><td>0.680"</td><td>17.3 mm</td><td>15</td></tr> <tr><td>7</td><td>0.780"</td><td>19.8 mm</td><td>13</td></tr> <tr><td>8</td><td>0.880"</td><td>22.4 mm</td><td>12</td></tr> <tr><td>9</td><td>0.980"</td><td>24.9 mm</td><td>10</td></tr> <tr><td>10</td><td>1.080"</td><td>27.4 mm</td><td>9</td></tr> <tr><td>12</td><td>1.280"</td><td>32.5 mm</td><td>8</td></tr> </tbody> </table>	No. of Pos.	Length (Inches)	Length (Metric)	No./Tube	2	0.280"	7.1 mm	35	3	0.380"	9.7 mm	27	4	0.480"	12.2 mm	21	5	0.580"	14.7 mm	18	6	0.680"	17.3 mm	15	7	0.780"	19.8 mm	13	8	0.880"	22.4 mm	12	9	0.980"	24.9 mm	10	10	1.080"	27.4 mm	9	12	1.280"	32.5 mm	8
	No. of Pos.	Length (Inches)	Length (Metric)	No./Tube																																										
2	0.280"	7.1 mm	35																																											
3	0.380"	9.7 mm	27																																											
4	0.480"	12.2 mm	21																																											
5	0.580"	14.7 mm	18																																											
6	0.680"	17.3 mm	15																																											
7	0.780"	19.8 mm	13																																											
8	0.880"	22.4 mm	12																																											
9	0.980"	24.9 mm	10																																											
10	1.080"	27.4 mm	9																																											
12	1.280"	32.5 mm	8																																											

*A top tape seal is required for switches that are machine soldered or heavily cleaned after hand soldering. To order top seal versions, add "S" to the Grayhill part number.