

**SERIES 39**

**Miniature Limit**

**FEATURES**

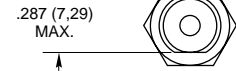
- Adjustable Location Setting
- Plunger Sealed Version



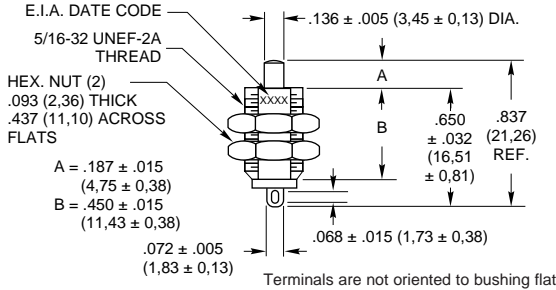
**DIMENSIONS** In Inches (and millimeters)

**SPST–Normally Open, With Overtravel**

39-101



Mounting Hole  
.339 (8,61) Diameter  
'D' shape per above.



Terminals are not oriented to bushing flat

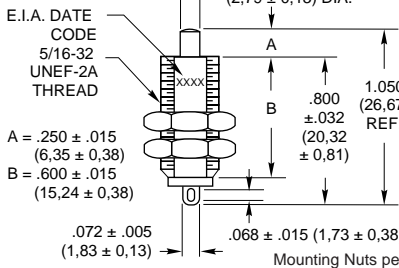
Rating at 115 Vac Resistive	Rating at 220 Vac Resistive	Operations at Rated Load	Part Number	Button Color
1/2 Amp	1/4 Amp	500,000	39-101	Nat. Nylon

Action	Total Travel	Over Travel	Actuating Force (oz.)
Momentary	.187 ± .015 (4,75 ± 0,38)	.060 (2,03) Min. from top of bushing	5 + 3 - 2

**SPST–Normally Open, With Extended Overtravel**

39-102

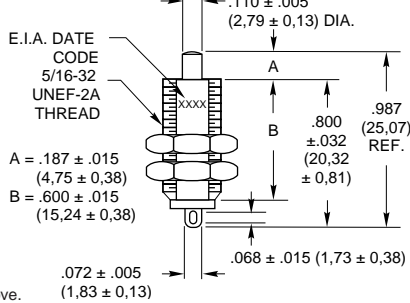
39-103



Mounting Nuts per above.

**SPST–Normally Open, With Overtravel, Sealed Actuator**

39-701



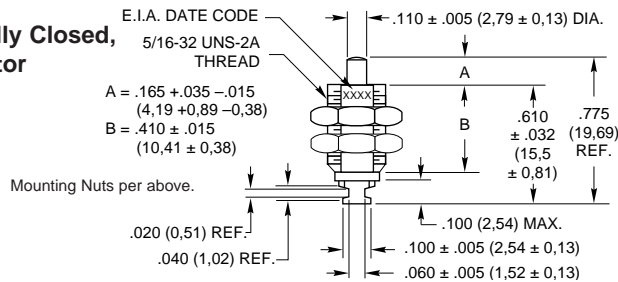
Mounting Nuts per above.

Rating at 115 Vac Resistive	Rating at 220 Vac Resistive	Operations at Rated Load	Part Number	Button Color
150 mA	75 mA	30,000	39-102	Nat. Nylon
150 mA	75 mA	100,000	39-701	Nat. Nylon
1/2 Amp	1/4 Amp	30,000	39-103	Nat. Nylon

Action	Total Travel	Over Travel	Actuating Force (oz.)
Momentary	.250 ± .015 (6,35 ± 0,38)	39-102 and 39-103: .200 (5,08) Nominal. from top of bushing	6.8 ± 5
Momentary	.187 ± .015 (4,75 ± 0,38)	39-701: .060 (2,03) Min. from top of bushing	8 ± 4

**SPST–Normally Closed, Sealed Actuator**

39-702



Mounting Nuts per above.

Rating at 115 Vac Resistive	Rating at 220 Vac Resistive	Operations at Rated Load	Part Number	Button Color
1/4 Amp	1/8 Amp	100,000	39-702	Nat. Nylon

Action	Total Travel	Over Travel	Actuating Force (oz.)
Momentary	.042 ± .010 (1,07 ± 0,25)	None	8 ± 4

**CIRCUITRY**



**SPECIFICATIONS**

**Rating Criteria**

- Contact Resistance:** 25 milliohms maximum on a new switch
- Voltage Breakdown:** 1,000 Vac between mutually insulated parts
- Insulation Resistance:** 1,000 megohms minimum
- Operating Temperature:** -40°C to +85°C

**Materials and Finishes**

- Bushing and Mounting Nuts:** Brass, cadmium-plated
- Insulation Sleeve:** Molded polyester for 39-101, 39-102, 39-103 and 39-701; phenolic per MIL-M-14 type CFG for 39-702
- Base:** Thermoset plastic
- Terminals:** Commercial bronze for 39-101, 39-102, 39-103 and 39-701; silver for 39-702
- Springs:** Tinned music wire
- Contacts:** Fine silver, gold-plated for 39-101, 39-102, 39-103 and 39-701; fine silver for 39-702
- Button:** Thermoplastic
- O-Ring:** (39-701 & 39-702) Silicone

**STANDARD OPTIONS**

- Epoxy-sealed terminals and wire leads, see page E-34.
- Optional plating: gold-plated contacts for dry circuit conditions, contact Grayhill.

**ORDERING INFORMATION**

Part No.	Description
39-101	SPST, N.O. With Overtravel
39-102	SPST, N.O. With Extended Overtravel
39-103	SPST, N.O. With Extended Overtravel
39-701	SPST, N.O. With Overtravel, Sealed
39-702	SPST, N.C. Sealed

Available from your local Grayhill Distributor. For prices and discounts, contact a local Sales Office, an authorized local Distributor or Grayhill.