

SERIES 10 SERIES 4000 SPST, 1 and 3 Amp

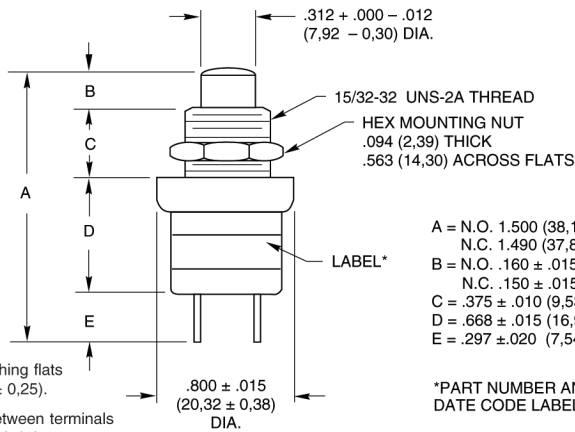
FEATURES

- Momentary or Momentary With Positive Feel
- UL Recognized at 3 Amps



DIMENSIONS In Inches (and millimeters)

4001(UL)
10-09 (UL)
10-100
4002 (UL)
10-10 (UL)
10-101



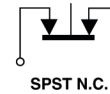
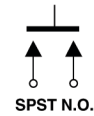
A = N.O. 1.500 (38,1) REF.
N.C. 1.490 (37,8) REF.
B = N.O. .160 ± .015 (4,06 ± 0,38)
N.C. .150 ± .015 (3,81 ± 0,38)
C = .375 ± .010 (9,53 ± 0,25)
D = .668 ± .015 (16,97 ± 0,38)
E = .297 ± .020 (7,54 ± 0,51)

Dimension across bushing flats is .406 ± .010 (10,31 ± 0,25).
The inside distance between terminals is .359 (9,12) at the switch base.

*PART NUMBER AND E.I.A. DATE CODE LABEL

| Action | Part No. | Circuitry | Oper. at Rated Load | Rating at 115 Vac Resistive | Rating at 220 Vac Resistive | Actuating Force |
|---|---------------------|-----------|---------------------|-----------------------------|-----------------------------|-----------------|
| Momentary | 4001 10-09 | SPST-N.O. | 100,000 | 1 Amp | 1/2 Amp | 22 oz. ± 8 |
| Momentary | 4002 10-10 | SPST-N.C. | 100,000 | 1 Amp | 1/2 Amp | 23 oz. ± 7 |
| Pos. Feel | 10-100 | SPST-N.O. | 100,000 | 1 Amp | 1/2 Amp | 35 oz. ± 8 |
| Pos. Feel | 10-101 | SPST-N.C. | 100,000 | 1 Amp | 1/2 Amp | 35 oz. ± 10 |
| Underwriters Laboratory Recognized | | | | | | |
| Momentary | 4001 UL 10-09 UL | SPST-N.O. | 6,000 | 3 Amp | — | 22 oz. ± 8 |
| Momentary | 4002 UL 10-10 UL | SPST-N.C. | 6,000 | 3 Amp | — | 23 oz. ± 7 |

CIRCUITRY



ACCESSORIES



Decorative Mounting Nut
Part No. 07C1040-1



Button Guard
Part No. 10C1015-1

SPECIFICATIONS

Rating Criteria

Rated: See chart above

Contact Resistance: 25 milliohms or less on a new switch

Voltage Breakdown: 1,000 Vac between mutually insulated parts

Insulation Resistance: 1,000 megohms minimum

Additional Characteristics

Total Travel: Normally open .140 ± .032 (3,56 ± 0,81). Normally closed .110 + .010/ - .020 (2,79 + 0,25/ - 0,51).

Overtravel: Normally open .020 (0,51) minimum

Pretravel: Normally closed .010 (0,25) minimum

Operating Temperature: -40°C to +85°C

UL Recognition: See chart above for rating. UL file number is 35289.

Materials and Finishes

Mounting Nut: Brass, tin zinc

Mounting Bushing and Cover: Zinc, zinc trivalent chromate-plated

Button and Base: Thermoset plastic

Shorting Bar: Brass, silver-plated

Spring: Tinned music wire

Contact Terminals: Beryllium copper, silver-plated .0003" to .0005"

STANDARD OPTIONS

Epoxy sealed terminals are not available through distributors.

For terminals bent at 90°, contact Grayhill.

ORDERING INFORMATION

| Description & Button Color | Part No. |
|----------------------------------|-----------|
| SPST, N.O., Red | 4001 |
| SPST, N.O., Black | 10-09 |
| SPST, N.O., UL, Red | 4001UL |
| SPST, N.O., UL, Black | 10-09 UL |
| SPST, N.O., Positive Feel, Red | 10-100 |
| SPST, N.C., Positive Feel, Black | 10-101 |
| SPST, N.C., Red | 10-10 |
| SPST, N.C., Black | 4002 |
| SPST, N.C., UL, Red | 10-10 UL |
| SPST, N.C., UL Black | 4002 UL |
| Accessory Nut | 07C1040-1 |
| Accessory Button Guard | 10C1015-1 |

Available from your local Grayhill Distributor.
For prices and discounts, contact a local Sales Office, an authorized local Distributor or Grayhill.