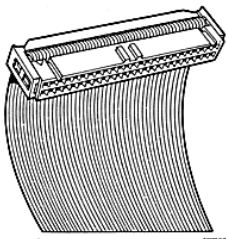


71600-314LF

Assistant



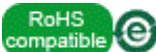
71600-314LF - Quickie®

**Receptacle -Double row - 14 Positions
- 2.54 mm (0.1 in.)**

Email Datasheet Print Datasheet

ACTIVE

[Customer Drawing](#)



Electronics division

FCI Brings You More

- [Contact our sales/technical support](#)
- [Sample request](#)
- € [Price request](#)
- [Check distributor stock](#)

Direct Links ...>

Cross Reference ✕

RoHS/LF P/N search

Document & Drawing search

Application tooling

Services ...>

Contact us

Distributor list

Pricing request

Order samples

Literature ...>

Brochures & catalogs

Product documentation

Technical library

Mating Half



10056844-114LF Double row, 14 Positions, 2.54 mm (0.1 in.), Vertical, Low Profile Header 0.76 µm (30 µin.) Gold Mating plating



72454-014LF Double row, 14 Positions, 2.54 mm (0.1 in.), Vertical Header 0.76 µm (30 µin.) Gold Mating plating



75869-102LF Double row, 14 Positions, 2.54 mm (0.1 in.), Vertical, Shrouded Header 0.76 µm (30 µin.) Gold or GXT™ Plating



75867-102LF Double row, 14 Positions, 2.54 mm (0.1 in.), Right Angle, Shrouded Header 0.76 µm (30 µin.) Gold or GXT™ Plating

Download document

Technical Resources

- [> RoHS qualification documents](#)
- [> Product Specification](#)

Literature

- [> Quickie™ CTB connectors for PIP Processes](#)
- [> Basics+ Product Focus](#)
- [> Basics+ Brochure](#)
- [> Connectors for Medical Devices Brochure](#)
- [> Connector Overview Brochure](#)

Application Tooling

- [> Asia Pacific Application Tooling](#)
- [> Americas Application Tooling](#)
- [> Europe Application Tooling](#)

Specifications

General	
Insulation Displacement Contact (IDC)	IDC Receptacle
Number of contacts (Total)	14
Number of rows	2
Polarization	Dual
Strain Relief	Standard
Style	Standard Single Beam
Termination Style	IDC
Application Equipment	QP-104 QP-112 QP-106
Mating half	Mates with shrouded Eject Latch Header Latch 1
Electrical	
Current rating	1 amp Continuous
Resistance (Contact)	15 m ohms max.
Resistance (Insulation)	50000 M ohms
Voltage rating	1000V AC rms
Physical	
Color (Housing)	Grey
Material (Contact)	Phosphor Bronze
Material (Housing)	Glass - Filled Thermoplastic Polyester
Plating (Contact area)	0.76 µm (30 µin.) Gold
Underplating (Contact)	1.27 µm (50 µin.) Nickel
Flammability rating	UL 94 V-0
Temperature (Range)	-65°C to +105°C
Approvals / Certifications	
Approvals / Certifications	UL and CSA Approved
Other Features	
Packaging (Type)	Tube

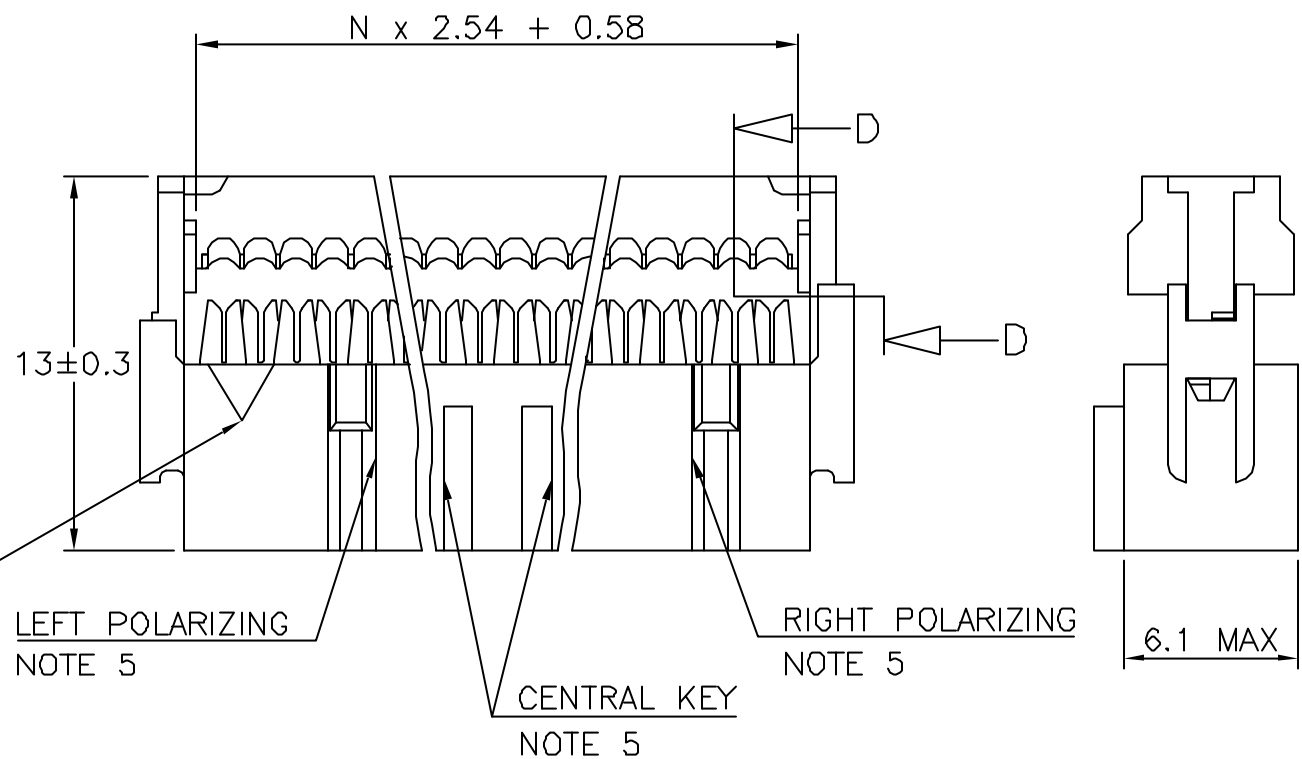
PRODUCT NUMBER

71600-YXXLF

LEAD FREE, SEE NOTE 6

TOTAL NB OF POSITION 04 TO 64
SEE SHEET 2

OPTIONAL STRAIN RELIEF
SEE SHEET 2



TRIANGLE INDICATES
POSITION 1
NOTE 5

LEFT POLARIZING
NOTE 5

RIGHT POLARIZING
NOTE 5

CENTRAL KEY
NOTE 5

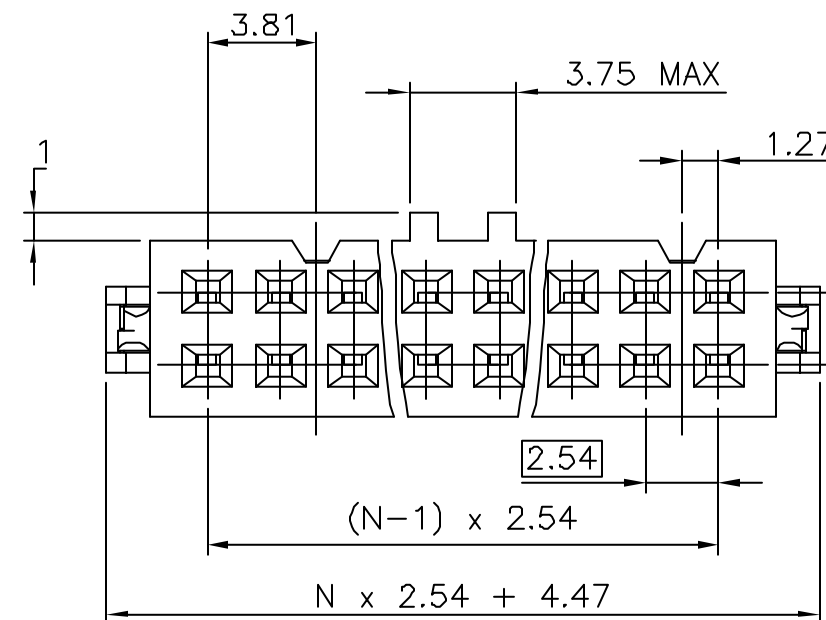
COVER ORIENTATION

CABLE ENTRY

CABLE ENTRY

TRIANGLE SIDE

D D SECTION



NOTES:

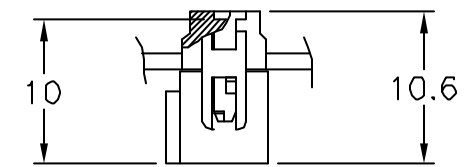
- 1 - PLASTIC MAT'L : GLASS FILLED HIGH TEMPERATURE THERMOPLASTIC. UL94V-0 COLOR: GREY
- 2 - PIN MATERIAL : PHOSPHOR BRONZE
- 3 - PRODUCT PACKAGED IN TUBES.
- 4 - TO DETERMINE DIMENSIONS :
N = NUMBER OF POSITIONS
EXAMPLE : 8 POS $N \times 2.54 = 20.32\text{mm}$
- 5 - 2x5, 2x6, 2x7 HAVE NO LEFT POLARIZING SLOT.
- 2x2, 2x3 WITH CENTRAL KEY HAVE NO TRIANGLE, NO LEFT AND RIGHT POLARIZING SLOT.
- 2x2 WITHOUT CENTRAL KEY HAS NO LEFT AND RIGHT POLARIZING SLOT.
- 2x3, 2x4 WITHOUT CENTRAL KEY HAVE NO LEFT POLARIZING SLOT
- 2x4 WITH CENTRAL KEY HAVE NO LEFT AND RIGHT POLARIZING SLOT
- 6 - THIS PRODUCT MEETS EUROPEAN UNION DIRECTIVES AND OTHER COUNTRY REGULATIONS AS PER GS-22-008.
PACKAGING SPECIFICATION AS PER GS-14-920.

mat'l. code				surface		tolerance		projection		product family	
SEE NOTES				ISO 1302		ISO 406 ISO 1101		mm		2.54MM IDC	
Ltr	ecn no	dr	date	tolerances unless otherwise specified		X.X ±0.3		mm		title	
AG	F04-0330	LMU	04.09.01	angles		X.XX ±0.13		scale 5:1		QUICKIE III FEM	
AH	F05-0109	JCO	05.01.17	Linear		X.XXX ±0.05				0.76µm Au	
AJ	F05-0171	LMU	05.04.07							dwg no	
AK	F05-0180	LMU	05.04.22	dr	D.LE	01.01.24			sheet 1 of 2		size
AL	F06-0270	LMU	06.09.12	enrg	P.NZ	01.01.24			71600		A3
AM	F06-0274	LMU	06.09.25	chr	JF.N	01.01.24			type		CUSTOMER Drawing
				appd	P.NZ	01.01.24					
sheet index	revision sheet	AM	AE								
	1	1	2								

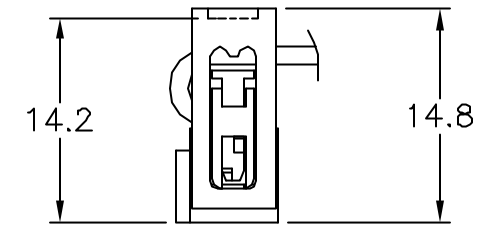
CORE RANGE	
STRAIN RELIEF	Nbr OF POSITIONS
0/1	04
0/1	06
0/1	08
0/1	10
0/1	14
0/1	16
0/1	18
0/1	20
0/1	24
0/1	26
0/1	30
0/1	34
0/1	40
0/1	50
0/1	60
0/1	64
PLATING 0.76µm GOLD ON CONTACT AREA 1.27 µm Ni REMAINDER OF PRODUCT	

CATALOGUE RANGE	
STRAIN RELIEF	Nbr OF POSITIONS
2/6	04
2/6	06
2/6	08
2/6	10
2/6	14
2/6	16
2/6	18
2/6	20
2/6	24
2/6	26
2/6	30
2/6	34
2/6	40
2/6	50
2/6	60
2/6	64
PLATING 0.76µm GOLD ON CONTACT AREA 1.27 µm Ni REMAINDER OF PRODUCT	

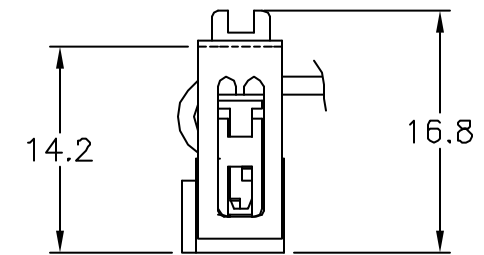
624
304
204 / 224
004
DASHES NOT AVAILABLE



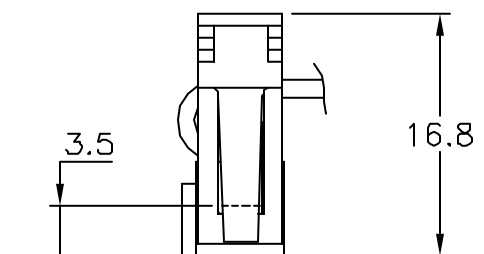
WITHOUT STRAIN RELIEF



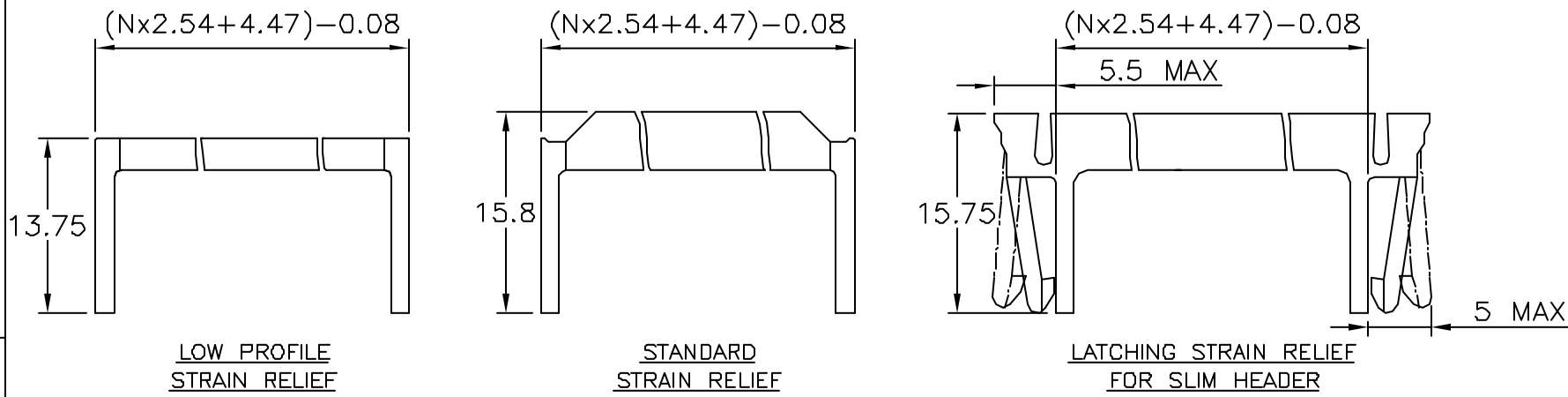
WITH LOW PROFILE STRAIN RELIEF



WITH STANDARD STRAIN RELIEF



WITH LATCHING STRAIN RELIEF



LOW PROFILE STRAIN RELIEF

STANDARD STRAIN RELIEF

LATCHING STRAIN RELIEF FOR SLIM HEADER

71600-6YYLF	●					●
71600-3YYLF		●	●			
71600-2YYLF	●				●	
71600-1YYLF	●			●		
71600-0YYLF	●		●			
PRODUCT NUMBER	WITH	WITHOUT	STANDARD	WITHOUT	LOW PROFILE	LATCHING
	CENTRAL KEY		STRAIN RELIEF			

mat'l. code				surface ISO 1302 ✓		tolerance ISO 406 ISO 1101		projection		product family QUICKIE	
ltr	ecn no	dr	date	tolerances unless otherwise specified				mm		title	
X	F70666	AAN	97.11.05	angles Linear				scale N/A		IDC RECEPT DR	
Y	F10121	DLE	01.01.24							dwg no 71600 sheet 2 of - size A3	
AA	F10199	GCO	01.04.26							type CUSTOMER Drawing	
AB	F03019	DLE	03.01.23	dr	D.LE	01.01.24					
AC	F05-0180	LMU	05.04.22	engr	P.NZ	01.01.24					
AD	F06-0270	LMU	06.09.12	chr	JF.N	01.01.24					
AE	F06-0274	LMU	06.09.25	appd	P.NZ	01.01.24					
sheet index	revision sheet										

FCJ logo		sheet 2 of - size A3	
type CUSTOMER Drawing			

FCJ
 FCJconnect.com
 Copyright FCJ