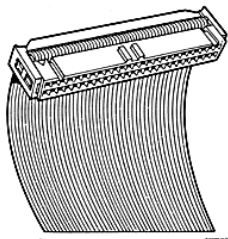


### 71600-020LF

[Assistant](#)



#### 71600-020LF - Quickie®

**Receptacle -Double row - 20 Positions - 2.54 mm (0.1 in.)**

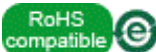
[Email Datasheet](#)  [Print Datasheet](#)

#### FCI Brings You More

- [Contact our sales/technical support](#)
- [Sample request](#)
- € [Price request](#)
- [Check distributor stock](#)

ACTIVE

[Customer Drawing](#)



Electronics division

### Mating Half



**71918-120LF** Double row, 20 Positions, 2.54 mm (0.1 in.), Vertical, Eject Latch Header 0.76 µm (30 µin.) Gold or GXT™ Plating



**71922-120LF** Double row, 20 Positions, 2.54 mm (0.1 in.), Right Angle, Eject Latch Header 0.76 µm (30 µin.) Gold or GXT™ Plating

### Download document

#### Technical Resources

- [> 3D IGES](#)
- [> RoHS qualification documents](#)
- [> 3D STEP](#)
- [> Product Specification](#)

#### Literature

- [> Quickie™ CTB connectors for PIP Processes](#)
- [> Basics+ Product Focus](#)
- [> Basics+ Brochure](#)
- [> Connectors for Medical Devices Brochure](#)
- [> Connector Overview Brochure](#)

#### Application Tooling

- [> Asia Pacific Application Tooling](#)
- [> Americas Application Tooling](#)
- [> Europe Application Tooling](#)

### Specifications

**Direct Links** ...>

- [Cross Reference](#) ✕
- [RoHS/LF P/N search](#) 🌿
- [Document & Drawing search](#)
- [Application tooling](#)

**Services** ...>

- [Contact us](#)
- [Distributor list](#)
- [Pricing request](#)
- [Order samples](#)

**Literature** ...>

- [Brochures & catalogs](#)
- [Product documentation](#)
- [Technical library](#)

<b>General</b>	
Insulation Displacement Contact (IDC)	IDC Receptacle
Number of contacts (Total)	20
Number of rows	2
Polarization	Center and Dual
Strain Relief	Standard
Style	Standard Single Beam
Termination Style	IDC
Application Equipment	QP-104 QP-112 QP-106
Mating half	Mates with shrouded Eject Latch Header Latch 1
<b>Electrical</b>	
Current rating	1 amp Continuous
Resistance (Contact)	15 m ohms max.
Resistance (Insulation)	50000 M ohms
Voltage rating	1000V AC rms
<b>Physical</b>	
Color (Housing)	Grey
Material (Contact)	Phosphor Bronze
Material (Housing)	Glass - Filled Thermoplastic Polyester
Plating (Contact area)	0.76 $\mu\text{m}$ (30 $\mu\text{in.}$ ) Gold
Underplating (Contact)	1.27 $\mu\text{m}$ (50 $\mu\text{in.}$ ) Nickel
Flammability rating	UL 94 V-0
Temperature (Range)	-65°C to +105°C
<b>Approvals / Certifications</b>	
Approvals / Certifications	UL and CSA Approved
<b>Other Features</b>	
Packaging (Type)	Tube

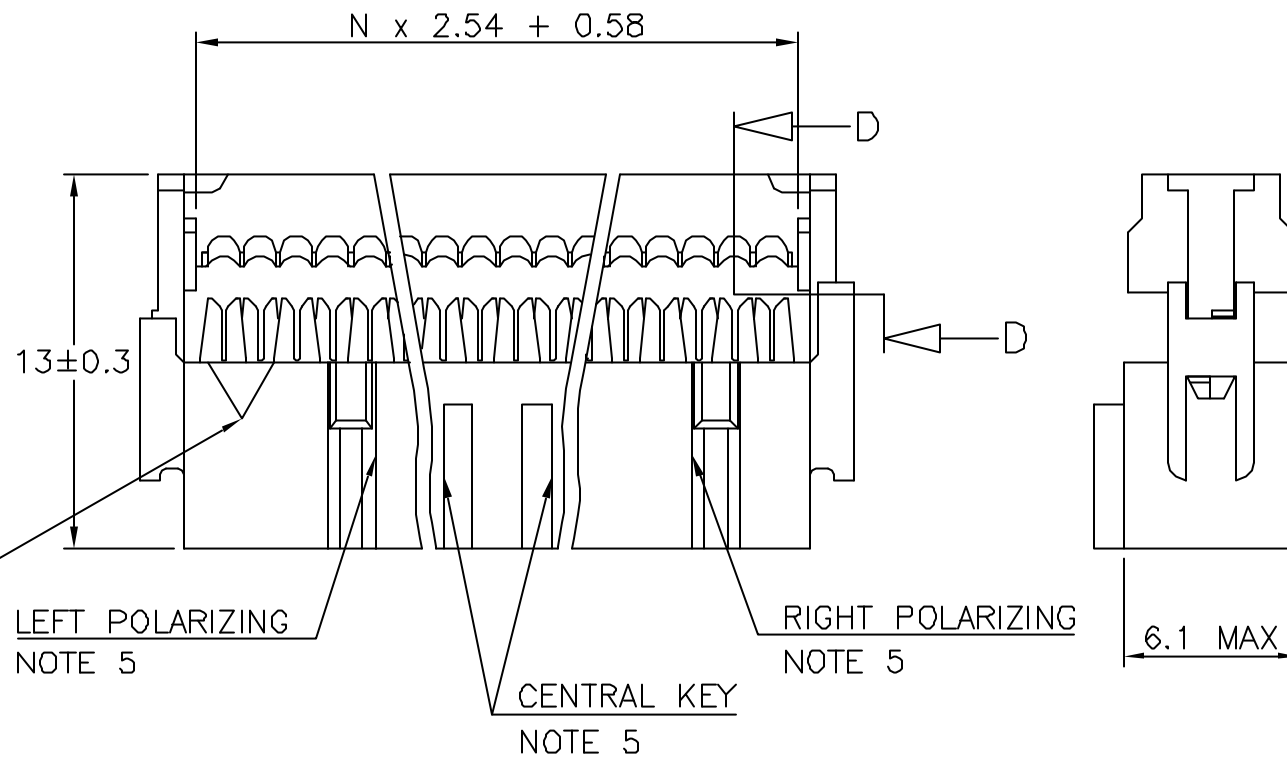
PRODUCT NUMBER

71600-YXXLF

LEAD FREE, SEE NOTE 6

TOTAL NB OF POSITION 04 TO 64  
SEE SHEET 2

OPTIONAL STRAIN RELIEF  
SEE SHEET 2



TRIANGLE INDICATES  
POSITION 1  
NOTE 5

LEFT POLARIZING  
NOTE 5

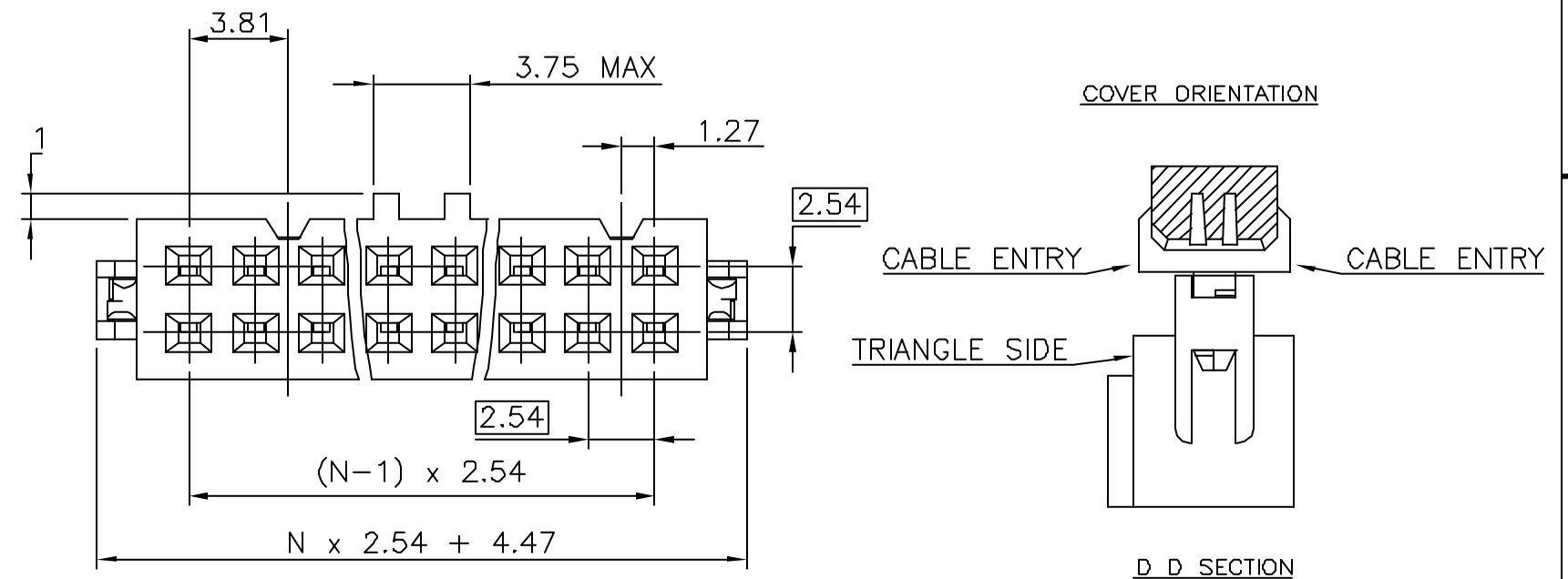
RIGHT POLARIZING  
NOTE 5

CENTRAL KEY  
NOTE 5

6.1 MAX

NOTES:

- 1 - PLASTIC MAT'L : GLASS FILLED HIGH TEMPERATURE THERMOPLASTIC. UL94V-0 COLOR: GREY
- 2 - PIN MATERIAL : PHOSPHOR BRONZE
- 3 - PRODUCT PACKAGED IN TUBES.
- 4 - TO DETERMINE DIMENSIONS :  
N = NUMBER OF POSITIONS  
EXAMPLE : 8 POS  $N \times 2.54 = 20.32\text{mm}$
- 5 - 2x5, 2x6, 2x7 HAVE NO LEFT POLARIZING SLOT.  
- 2x2, 2x3 WITH CENTRAL KEY HAVE NO TRIANGLE, NO LEFT AND RIGHT POLARIZING SLOT.  
- 2x2 WITHOUT CENTRAL KEY HAS NO LEFT AND RIGHT POLARIZING SLOT.  
- 2x3, 2x4 WITHOUT CENTRAL KEY HAVE NO LEFT POLARIZING SLOT  
- 2x4 WITH CENTRAL KEY HAVE NO LEFT AND RIGHT POLARIZING SLOT
- 6 - THIS PRODUCT MEETS EUROPEAN UNION DIRECTIVES AND OTHER COUNTRY REGULATIONS AS PER GS-22-008.  
PACKAGING SPECIFICATION AS PER GS-14-920.



COVER ORIENTATION

CABLE ENTRY

CABLE ENTRY

TRIANGLE SIDE

D D SECTION

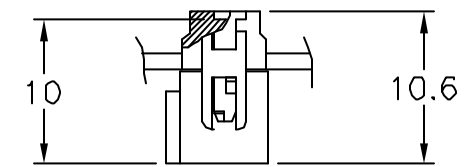
Copyright FCJ

mat'l. code		surface		tolerance		projection		product family	
SEE NOTES		ISO 1302		ISO 406 ISO 1101		mm		2.54MM IDC	
Ltr	ecn no	dr	date	tolerances unless otherwise specified		mm		title	
AG	F04-0330	LMU	04.09.01	angles	Linear	X.X ±0.3		QUICKIE III FEM	
AH	F05-0109	JCO	05.01.17			X.XX ±0.13		0.76µm Au	
AJ	F05-0171	LMU	05.04.07			X.XXX ±0.05		scale 5:1	
AK	F05-0180	LMU	05.04.22	dr	D.LE	01.01.24		dwg no	
AL	F06-0270	LMU	06.09.12	enrg	P.NZ	01.01.24		sheet 1 of 2	
AM	F06-0274	LMU	06.09.25	chr	JF.N	01.01.24		size	
				appd	P.NZ	01.01.24		A3	
sheet index		revision	AM	AE					
		sheet	1	2					
		type		CUSTOMER Drawing					

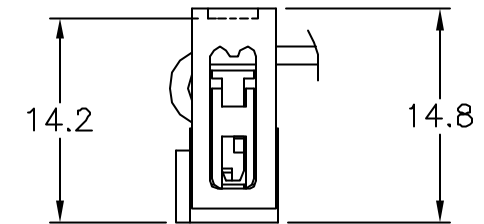
CORE RANGE	
STRAIN RELIEF	Nbr OF POSITIONS
0/1	04
0/1	06
0/1	08
0/1	10
0/1	14
0/1	16
0/1	18
0/1	20
0/1	24
0/1	26
0/1	30
0/1	34
0/1	40
0/1	50
0/1	60
0/1	64
PLATING 0.76µm GOLD ON CONTACT AREA 1.27 µm Ni REMAINDER OF PRODUCT	

CATALOGUE RANGE	
STRAIN RELIEF	Nbr OF POSITIONS
2/6	04
2/6	06
2/6	08
2/6	10
2/6	14
2/6	16
2/6	18
2/6	20
2/6	24
2/6	26
2/6	30
2/6	34
2/6	40
2/6	50
2/6	60
2/6	64
PLATING 0.76µm GOLD ON CONTACT AREA 1.27 µm Ni REMAINDER OF PRODUCT	

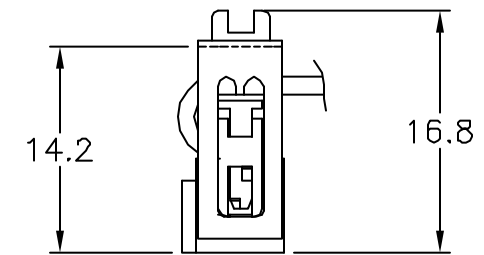
624
304
204 / 224
004
DASHES NOT AVAILABLE



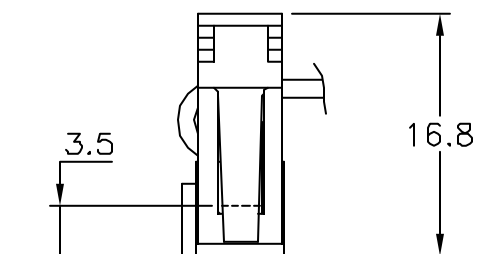
WITHOUT STRAIN RELIEF



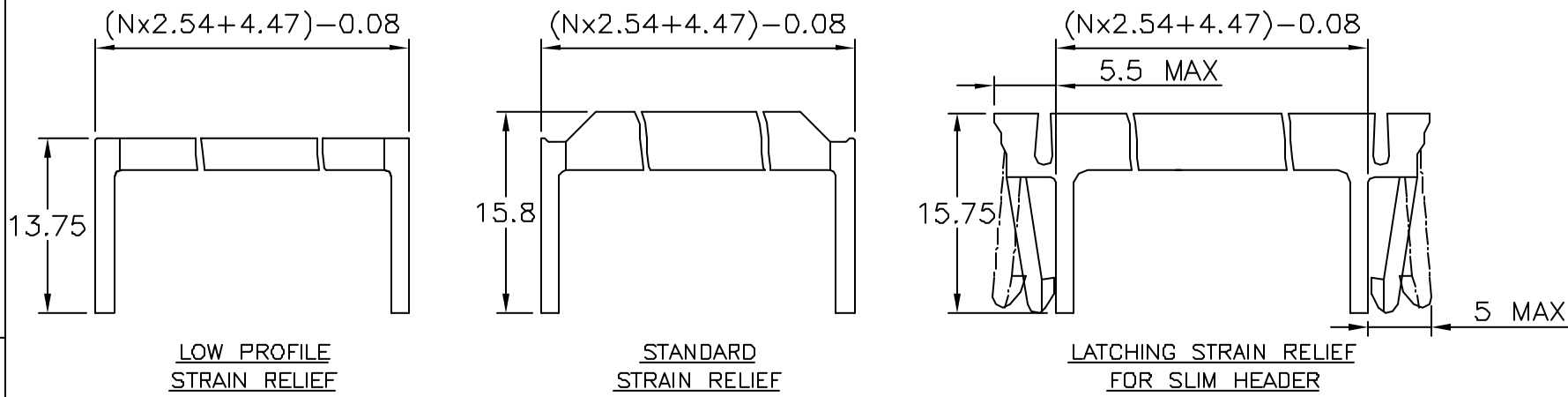
WITH LOW PROFILE STRAIN RELIEF



WITH STANDARD STRAIN RELIEF



WITH LATCHING STRAIN RELIEF



LOW PROFILE STRAIN RELIEF

STANDARD STRAIN RELIEF

LATCHING STRAIN RELIEF FOR SLIM HEADER

71600-6YYLF	●					●
71600-3YYLF		●	●			
71600-2YYLF	●				●	
71600-1YYLF	●			●		
71600-0YYLF	●		●			
PRODUCT NUMBER	WITH	WITHOUT	STANDARD	WITHOUT	LOW PROFILE	LATCHING
	CENTRAL KEY		STRAIN RELIEF			

mat'l. code				surface ISO 1302 ✓		tolerance ISO 406 ISO 1101		projection mm		product family QUICKIE	
ltr	ecn no	dr	date	tolerances unless otherwise specified				mm		title IDC RECEIPT DR	
X	F70666	AAN	97.11.05	angles Linear				scale N/A		dwg no 71600	
Y	F10121	DLE	01.01.24					FCJ		sheet 2 of - size A3	
AA	F10199	GCO	01.04.26							type CUSTOMER Drawing	
AB	F03019	DLE	03.01.23	dr	D.LE	01.01.24					
AC	F05-0180	LMU	05.04.22	engr	P.NZ	01.01.24					
AD	F06-0270	LMU	06.09.12	chr	JF.N	01.01.24					
AE	F06-0274	LMU	06.09.25	appd	P.NZ	01.01.24					
sheet index	revision sheet										



Copyright FCI