

Strap Varistors

HighE Series

Construction

- Rectangular varistor element as in SIOV-B40
- Coating: epoxy resin, flame-retardant to UL 94 V-0
- Bolt-holed strap terminals for screw fixing or soldering
- Bent or straight strap terminals

Features

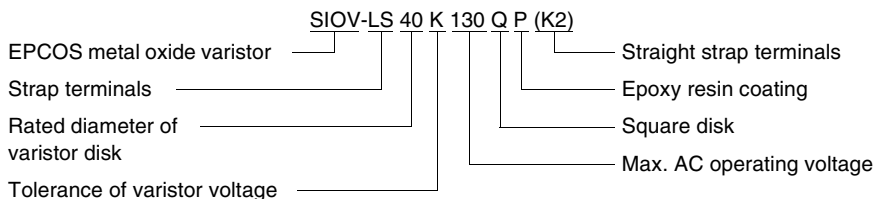
- Electrical equivalents to type series SIOV-B40K130 ... 750
- Maximum load capacity with minimum size
- PSpice models

Approvals

- UL
- CSA

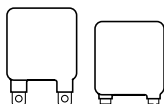
Type designation

Detailed description of coding system on page 39, chapter "General Technical Information"



General technical data

Climatic category	40/85/56	in accordance with IEC 60068-1
LCT	- 25 °C	
UCT	+ 85 °C	
Damp heat, steady state (93 % r.h., 40 °C)	56 days	in accordance with IEC 60068-2-3
Operating temperature	- 25 ... + 85 °C	in accordance with CECC 42 000
Storage temperature	- 25 ... + 110 °C	
Electric strength	≥ 2,5 kV _{RMS}	in accordance with CECC 42 000
Insulation resistance	≥ 10 MΩ	in accordance with CECC 42 000
Response time	< 25 ns	



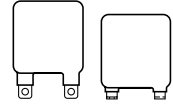
Strap Varistors

HighE Series

Maximum ratings ($T_A = 85\text{ °C}$)

Type	Ordering code	Type	Ordering code	V_{RMS}	V_{DC}	i_{max} 8/20 μ s	W_{max} (2 ms)	P_{max}
SIOV-		SIOV-		V	V	A	J	W
LS40K130QP	B72240 L0131K100	LS40K130QPK2	B72240 L0131K102	130	170	40000	310	1,4
LS40K140QP	B72240 L0141K100 ¹⁾	LS40K140QPK2	B72240 L0141K102	140	180	40000	340	1,4
LS40K150QP	B72240 L0151K100	LS40K150QPK2	B72240 L0151K102	150	200	40000	360	1,4
LS40K230QP	B72240 L0231K100	LS40K230QPK2	B72240 L0231K102 ¹⁾	230	300	40000	460	1,4
LS40K250QP	B72240 L0251K100	LS40K250QPK2	B72240 L0251K102	250	320	40000	490	1,4
LS40K275QP	B72240 L0271K100	LS40K275QPK2	B72240 L0271K102	275	350	40000	550	1,4
LS40K320QP	B72240 L0321K100	LS40K320QPK2	B72240 L0321K102	320	420	40000	640	1,4
LS40K385QP	B72240 L0381K100	LS40K385QPK2	B72240 L0381K102 ¹⁾	385	505	40000	800	1,4
LS40K420QP	B72240 L0421K100	LS40K420QPK2	B72240 L0421K102 ¹⁾	420	560	40000	910	1,4
LS40K440QP	B72240 L0441K100	LS40K440QPK2	B72240 L0441K102 ¹⁾	440	585	40000	950	1,4
LS40K460QP	B72240 L0461K100	LS40K460QPK2	B72240 L0461K102	460	615	40000	960	1,4
LS40K550QP	B72240 L0551K100	LS40K550QPK2	B72240 L0551K102	550	745	40000	960	1,4
LS40K680QP	B72240 L0681K100	LS40K680QPK2	B72240 L0681K102	680	895	40000	1100	1,4
LS40K750QP	B72240 L0751K100	LS40K750QPK2	B72240 L0751K102	750	970	40000	1200	1,4

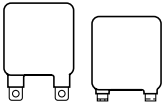
1) available upon request


Characteristics ($T_A = 25\text{ °C}$)

Types	V_V (1 mA) V	ΔV_V (1 mA) %	Max. clamp. voltage		C_{typ} (1 kHz) pF	Derating curve Page	V// char- acteristic Page
			v V	i A			
LS40K130QP / LS40K130QPK2	205	± 10	340	300	5600	260	282
LS40K140QP / LS40K140QPK2	220	± 10	365	300	5200	260	282
LS40K150QP / LS40K150QPK2	240	± 10	395	300	4800	260	282
LS40K230QP / LS40K230QPK2	360	± 10	595	300	3200	261	282
LS40K250QP / LS40K250QPK2	390	± 10	650	300	2900	261	282
LS40K275QP / LS40K275QPK2	430	± 10	710	300	2700	261	282
LS40K320QP / LS40K320QPK2	510	± 10	840	300	2300	261	282
LS40K385QP / LS40K385QPK2	620	± 10	1025	300	1900	261	282
LS40K420QP / LS40K420QPK2	680	± 10	1120	300	1800	261	282
LS40K440QP / LS40K440QPK2	715	± 10	1180	300	1700	261	282
LS40K460QP / LS40K460QPK2	750	± 10	1240	300	1600	261	282
LS40K550QP / LS40K550QPK2	910	± 10	1500	300	1400	261	282
LS40K680QP / LS40K680QPK2	1100	± 10	1815	300	1100	261	282
LS40K750QP / LS40K750QPK2	1200	± 10	2000	300	1000	261	282

Varistor elements without coating (suitable for soldering) are available upon request.

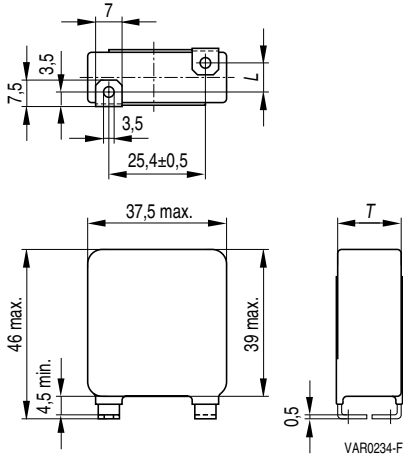
Designation: SIOV-D40K ... QK6



Strap Varistors

High E Series

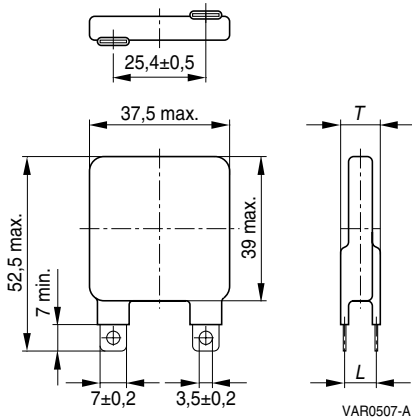
Dimensions



SIOV-LS40K ... QP

Weight: 20 ... 50 g

Type	T_{\max} mm	$L \pm 1,0$ mm
SIOV-		
LS40K130QP	8,1	- 3,5
LS40K140QP	8,2	- 3,3
LS40K150QP	8,3	- 3,2
LS40K230QP	9,0	- 2,0
LS40K250QP	9,2	- 1,8
LS40K275QP	9,4	- 1,6
LS40K320QP	9,9	- 1,1
LS40K385QP	10,6	- 0,4
LS40K420QP	10,9	0,0
LS40K440QP	11,1	0,2
LS40K460QP	11,4	0,4
LS40K550QP	12,3	1,2
LS40K680QP	13,5	2,4
LS40K750QP	14,1	3,0



SIOV-LS40K ... QPK2

Weight: 20 ... 50 g

Type	T_{\max} mm	$L \pm 1,0$ mm
SIOV-		
LS40K130QPK2	8,1	4,4
LS40K140QPK2	8,2	4,5
LS40K150QPK2	8,3	4,6
LS40K230QPK2	9,0	5,4
LS40K250QPK2	9,2	5,6
LS40K275QPK2	9,4	5,8
LS40K320QPK2	9,9	6,3
LS40K385QPK2	10,6	6,9
LS40K420QPK2	10,9	7,3
LS40K440QPK2	11,1	7,6
LS40K460QPK2	11,4	7,8
LS40K550QPK2	12,3	8,8
LS40K680QPK2	13,5	9,9
LS40K750QPK2	14,1	10,5

Herausgegeben von EPCOS AG

Unternehmenskommunikation, Postfach 80 17 09, 81617 München, DEUTSCHLAND

☎ ++49 89 636 09, FAX (0 89) 636-2 26 89

© EPCOS AG 2002. Vervielfältigung, Veröffentlichung, Verbreitung und Verwertung dieser Broschüre und ihres Inhalts ohne ausdrückliche Genehmigung der EPCOS AG nicht gestattet.

Bestellungen unterliegen den vom ZVEI empfohlenen Allgemeinen Lieferbedingungen für Erzeugnisse und Leistungen der Elektroindustrie, soweit nichts anderes vereinbart wird.

Diese Broschüre ersetzt die vorige Ausgabe.

Fragen über Technik, Preise und Liefermöglichkeiten richten Sie bitte an den Ihnen nächstgelegenen Vertrieb der EPCOS AG oder an unsere Vertriebsgesellschaften im Ausland. Bauelemente können aufgrund technischer Erfordernisse Gefahrstoffe enthalten. Auskünfte darüber bitten wir unter Angabe des betreffenden Typs ebenfalls über die zuständige Vertriebsgesellschaft einzuholen.

Published by EPCOS AG

Corporate Communications, P.O. Box 80 17 09, 81617 Munich, GERMANY

☎ ++49 89 636 09, FAX (0 89) 636-2 26 89

© EPCOS AG 2002. Reproduction, publication and dissemination of this brochure and the information contained therein without EPCOS' prior express consent is prohibited.

Purchase orders are subject to the General Conditions for the Supply of Products and Services of the Electrical and Electronics Industry recommended by the ZVEI (German Electrical and Electronic Manufacturers' Association), unless otherwise agreed.

This brochure replaces the previous edition.

For questions on technology, prices and delivery please contact the Sales Offices of EPCOS AG or the international Representatives.

Due to technical requirements components may contain dangerous substances. For information on the type in question please also contact one of our Sales Offices.