

SIOV Metal Oxide Varistors

HighE Series

Block varistors

Construction

- Disk-shaped varistor element, potted in plastic housing
- Housing flame-retardant to UL 94 V-0
- Screw terminals M4 (SIOV-B32 ... 40)
Screw terminals M5 (SIOV-B60 ... 80)

Features

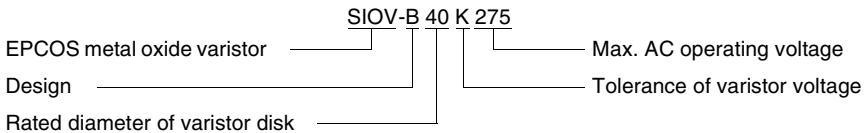
- Heavy-duty varistors (surge current capability up to 100 kA)
- Wide product range
- SIOV-B40 also available without housing (LS40 series)
- PSpice models

Approvals

- UL
- CSA (\geq K130)
- SEV (except SIOV-B80)


Type designation

Detailed description of coding system [on page 39](#)



General technical data

Climatic category	40/85/56	in accordance with IEC 60068-1
LCT	- 40 °C	
UCT	+ 85 °C	
Damp heat, steady state (93 % r.h., 40 °C)	56 days	in accordance with IEC 60068-2-3
Operating temperature	- 40 ... + 85 °C	in accordance with CECC 42 000
Storage temperature	- 40 ... + 110 °C	
Electric strength	$\geq 2,5 \text{ kV}_{\text{RMS}}$	in accordance with CECC 42 000
Insulation resistance	$\geq 1,0 \text{ G}\Omega$	in accordance with CECC 42 000
Response time	< 25 ns	
Max. torque		
B32/B40	1,0 Nm	
B60/B80	2,5 Nm	



SIOV Metal Oxide Varistors

Block Varistors

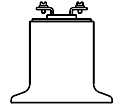
Maximum ratings ($T_A = 85\text{ °C}$)

Type	Ordering code	V_{RMS}	V_{DC}	i_{max} 8/20 μ s A	W_{max} (2 ms) J	P_{max} W
SIOV-	NEW	V	V			
B40K75	B72240-B750-K1	75	100	25000	190	1,4
B32K130	B72232-B131-K1	130	170	25000	210	1,2
B40K130	B72240-B131-K1	130	170	40000	310	1,4
B60K130	B72260-B131-K1	130	170	70000	490	1,6
B80K130	B72280-B131-K1	130	170	100000	660	2,0
B32K150	B72232-B151-K1	150	200	25000	240	1,2
B40K150	B72240-B151-K1	150	200	40000	360	1,4
B60K150	B72260-B151-K1	150	200	70000	570	1,6
B80K150	B72280-B151-K1	150	200	100000	800	2,0
B32K230	B72232-B231-K1	230	300	25000	300	1,2
B40K230	B72240-B231-K1	230	300	40000	460	1,4
B60K230	B72260-B231-K1	230	300	70000	730	1,6
B80K230	B72280-B231-K1	230	300	100000	1200	2,0
B32K250	B72232-B251-K1	250	320	25000	330	1,2
B40K250	B72240-B251-K1	250	320	40000	490	1,4
B60K250	B72260-B251-K1	250	320	70000	800	1,6
B80K250	B72280-B251-K1	250	320	100000	1300	2,0
B32K275	B72232-B271-K1	275	350	25000	360	1,2
B40K275	B72240-B271-K1	275	350	40000	550	1,4
B60K275	B72260-B271-K1	275	350	70000	860	1,6
B80K275	B72280-B271-K1	275	350	100000	1400	2,0
B32K320	B72232-B321-K1	320	420	25000	430	1,2
B40K320	B72240-B321-K1	320	420	40000	640	1,4
B60K320	B72260-B321-K1	320	420	70000	1000	1,6
B80K320	B72280-B321-K1	320	420	100000	1600	2,0
B32K385	B72232-B381-K1	385	505	25000	550	1,2
B40K385	B72240-B381-K1	385	505	40000	800	1,4
B60K385	B72260-B381-K1	385	505	70000	1200	1,6
B80K385	B72280-B381-K1	385	505	100000	2000	2,0


Upon request are available the varistor elements without plastic housing suitable for soldering.

Designations: SIOV-D32K ... K6 SIOV-D60K ... K6
 SIOV-D40K ... QK6 SIOV-D80K ... K6

Note: New ordering codes implemented ([refer to chapter Varistor Type Cross-Reference List](#))


SIOV Metal Oxide Varistors
Block Varistors
Characteristics ($T_A = 25\text{ }^\circ\text{C}$)

Type	V_V (1 mA) V	ΔV_V (1 mA) %	Max. clamping voltage		C_{typ} (1 kHz) pF	Derating curve Page	V/I char- acteristic Page
			v V	i A			
B40K75	120	± 10	220	300	11000	263	286
B32K130	205	± 10	340	200	4400	263	285
B40K130	205	± 10	340	300	5600	264	286
B60K130	205	± 10	340	500	15000	266	287
B80K130	205	± 10	340	800	28000	268	289
B32K150	240	± 10	395	200	3700	263	285
B40K150	240	± 10	395	300	4800	264	286
B60K150	240	± 10	395	500	12000	266	287
B80K150	240	± 10	395	800	23000	268	289
B32K230	360	± 10	595	200	2500	263	285
B40K230	360	± 10	595	300	3200	265	286
B60K230	360	± 10	595	500	7900	267	287
B80K230	360	± 10	595	800	16000	268	289
B32K250	390	± 10	650	200	2200	263	285
B40K250	390	± 10	650	300	2900	265	286
B60K250	390	± 10	650	500	7100	267	287
B80K250	390	± 10	650	800	14000	268	289
B32K275	430	± 10	710	200	2000	263	285
B40K275	430	± 10	710	300	2700	265	286
B60K275	430	± 10	710	500	6600	267	287
B80K275	430	± 10	710	800	13000	268	289
B32K320	510	± 10	840	200	1700	263	285
B40K320	510	± 10	840	300	2300	265	286
B60K320	510	± 10	840	500	5600	267	287
B80K320	510	± 10	840	800	11000	268	289
B32K385	620	± 10	1025	200	1400	263	285
B40K385	620	± 10	1025	300	1900	265	286
B60K385	620	± 10	1025	500	4600	267	287
B80K385	620	± 10	1025	800	9000	268	289



SIOV Metal Oxide Varistors

Block Varistors

Maximum ratings ($T_A = 85\text{ °C}$)


Type	Ordering code	V_{RMS} V	V_{DC} V	i_{max} 8/20 μ s A	W_{max} (2 ms) J	P_{max} W
SIOV-	NEW					
B32K420	B72232-B421-K1	420	560	25000	600	1,2
B40K420	B72240-B421-K1	420	560	40000	910	1,4
B60K420	B72260-B421-K1	420	560	70000	1500	1,6
B80K420	B72280-B421-K1	420	560	100000	2200	2,0
B32K440	B72232-B441-K1	440	585	25000	630	1,2
B40K440	B72240-B441-K1	440	585	40000	950	1,4
B60K440	B72260-B441-K1	440	585	70000	1580	1,6
B80K440	B72280-B441-K1	440	585	100000	2350	2,0
B32K460	B72232-B461-K1	460	615	25000	660	1,2
B40K460	B72240-B461-K1	460	615	40000	1000	1,4
B60K460	B72260-B461-K1	460	615	70000	1650	1,6
B80K460	B72280-B461-K1	460	615	100000	2500	2,0
B32K550	B72232-B551-K1	550	745	25000	620	1,2
B40K550	B72240-B551-K1	550	745	40000	960	1,4
B60K550	B72260-B551-K1	550	745	70000	1500	1,6
B80K550	B72280-B551-K1	550	745	100000	3100	2,0
B32K680	B72232-B681-K1	680	895	25000	760	1,2
B40K680	B72240-B681-K1	680	895	40000	1100	1,4
B60K680	B72260-B681-K1	680	895	70000	1800	1,6
B80K680	B72280-B681-K1	680	895	100000	3600	2,0
B32K750	B72232-B751-K1	750	970	25000	800	1,2
B40K750	B72240-B751-K1	750	970	40000	1200	1,4
B60K750	B72260-B751-K1	750	970	70000	2000	1,6
B80K750	B72280-B751-K1	750	970	100000	4000	2,0
B60K1000 ¹⁾	B72260-B102-K1	1100	1465	70000	3000	1,6
B80K1100	B72280-B112-K1	1100	1465	100000	6000	2,0

Upon request are available the varistor elements without plastic housing suitable for soldering.


Designations: SIOV-D32K ... K6 SIOV-D60K ... K6
 SIOV-D40K ... QK6 SIOV-D80K ... K6

Note: New ordering codes implemented ([refer to chapter Varistor Type Cross-Reference List](#))

1) Operating voltage differs from type designation


SIOV Metal Oxide Varistors
Block Varistors
Characteristics ($T_A = 25\text{ }^\circ\text{C}$)

Type	V_V (1 mA) V	ΔV_V (1 mA) %	Max. clamping voltage		C_{typ} (1 kHz) pF	Derating curve Page	V/I char- acteristic Page
			v V	i A			
SIOV-							
B32K420	680	± 10	1120	200	1300	263	285
B40K420	680	± 10	1120	300	1800	265	286
B60K420	680	± 10	1120	500	4300	267	287
B80K420	680	± 10	1120	800	8500	268	289
B32K440	715	± 10	1180	200	1250	263	285
B40K440	715	± 10	1180	300	1700	265	286
B60K440	715	± 10	1180	500	4100	267	287
B80K440	715	± 10	1180	800	8100	268	289
B32K460	750	± 10	1240	200	1200	263	285
B40K460	750	± 10	1240	300	1600	265	286
B60K460	750	± 10	1240	500	3900	267	287
B80K460	750	± 10	1240	800	7700	268	289
B32K550	910	± 10	1500	200	1000	264	285
B40K550	910	± 10	1500	300	1400	265	286
B60K550	910	± 10	1500	500	3300	267	287
B80K550	910	± 10	1500	800	6500	268	289
B32K680	1100	± 10	1815	200	830	264	285
B40K680	1100	± 10	1815	300	1100	265	286
B60K680	1100	± 10	1815	500	2600	267	287
B80K680	1100	± 10	1815	800	5200	268	289
B32K750	1200	± 10	2000	200	800	264	285
B40K750	1200	± 10	2000	300	1000	265	286
B60K750	1200	± 10	2000	500	2400	267	287
B80K750	1200	± 10	2000	800	4800	268	289
B60K1000	1800	± 10	2970	500	1600	267	287
B80K1100	1800	± 10	2970	800	3200	268	289

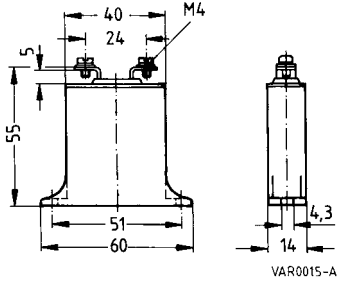


SIOV Metal Oxide Varistors

Block Varistors

Dimensions

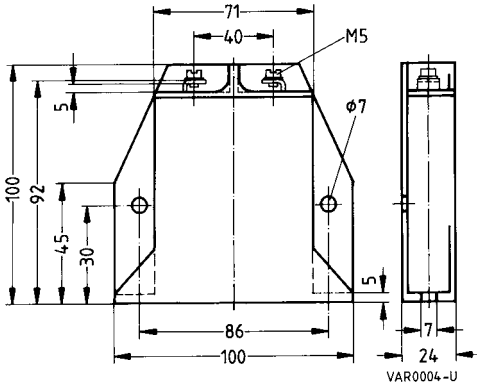
SIOV-B32/-B40



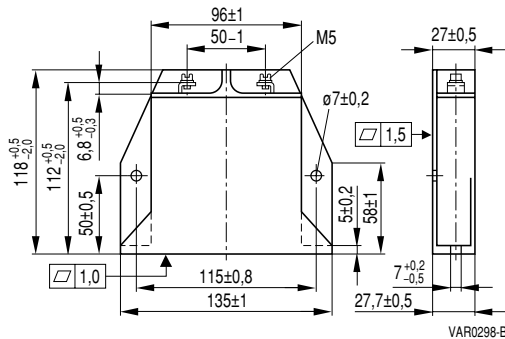
Weight

Size	approx.
B32	45 g
B40	50 g
B60	250 g
B80	650 g

SIOV-B60



SIOV-B80



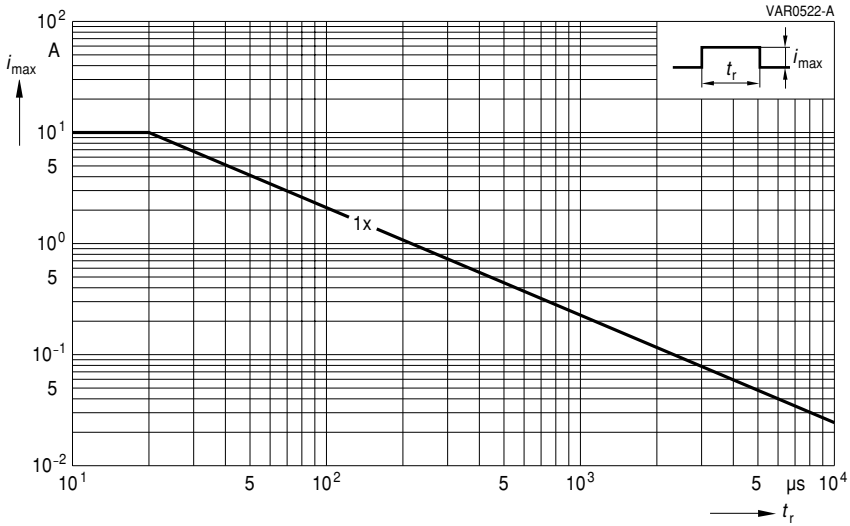
Dimensions in mm

SIOV Metal Oxide Varistors

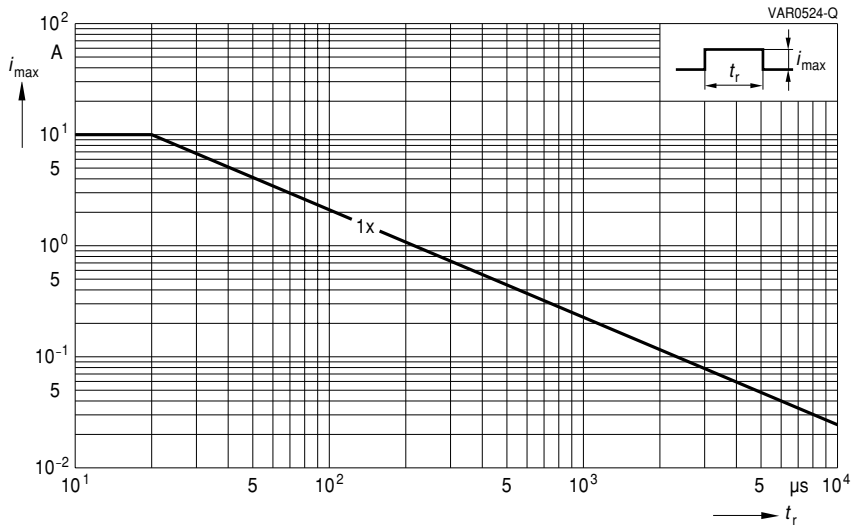
Derating Curves

Maximum surge current

$i_{\max} = f(t_r, \text{pulse train})$ – for explanation of the derating curves refer to section 1.8.1)



SIOV-CT/CN0402L14G(K2)
SIOV-CT/CN0603K17LCG



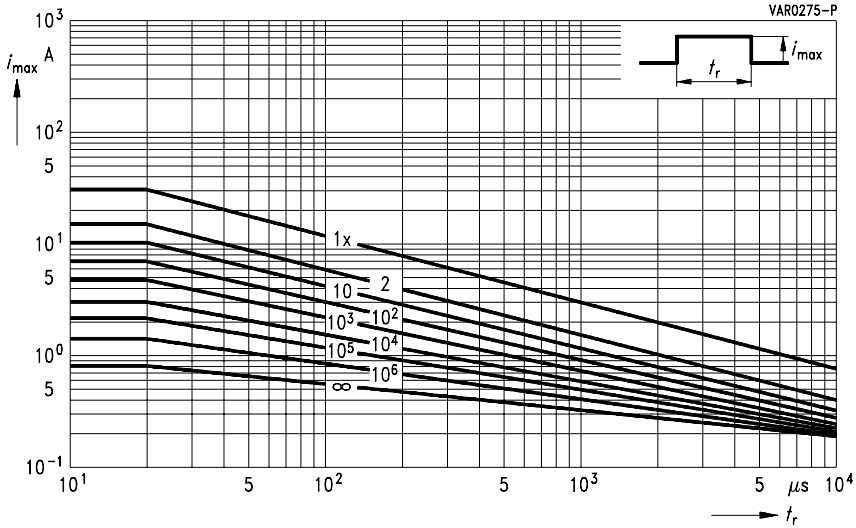
SIOV-CA05P4S17ALCGK2
SIOV-CA04P2S17ALCGK2

SIOV Metal Oxide Varistors

Derating Curves

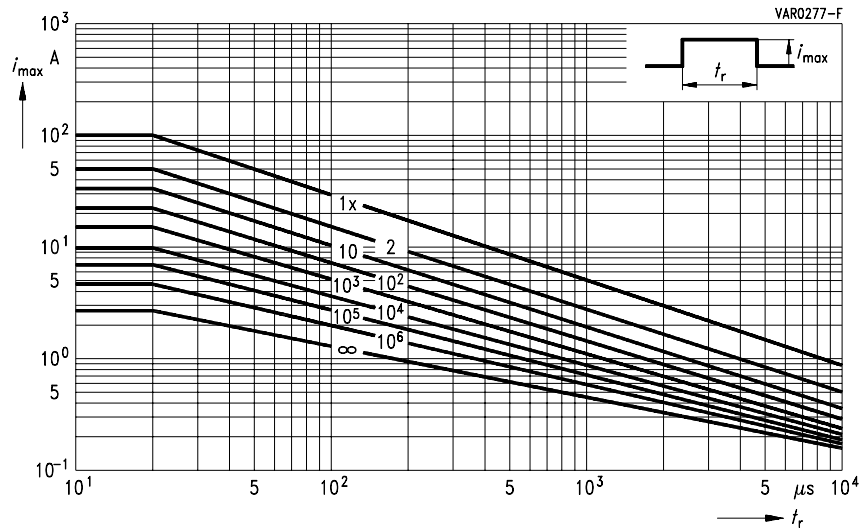
Maximum surge current

$i_{max} = f(t_r, \text{pulse train})$ – for explanation of the derating curves refer to section 1.8.1)



SIOV-CT/CN0603M4G ... K25G
SIOV-CT/CN0603S14BAUTOG

SIOV-CT/CN0805K17LCG
SIOV-CA06P4M7GK2 ... S17ALCGK2



SIOV-CT/CN0805M4G

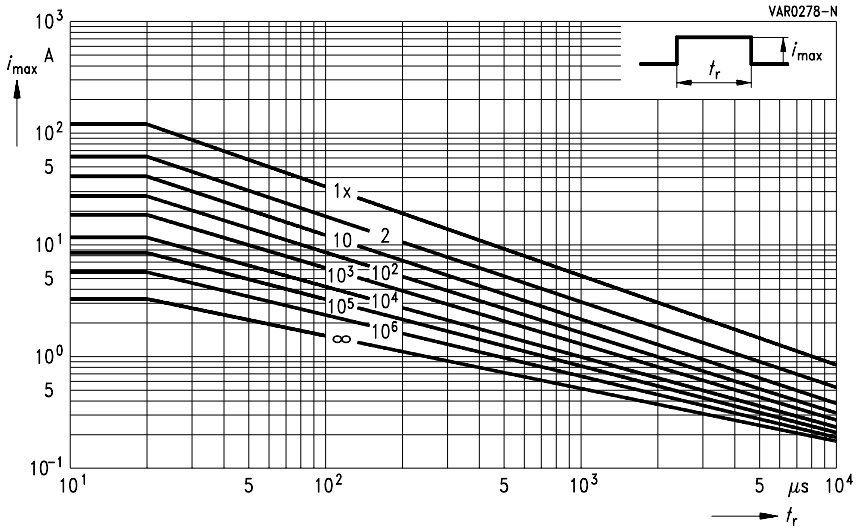
SIOV-CT/CN1206K35G ... K60G

SIOV Metal Oxide Varistors

Derating Curves

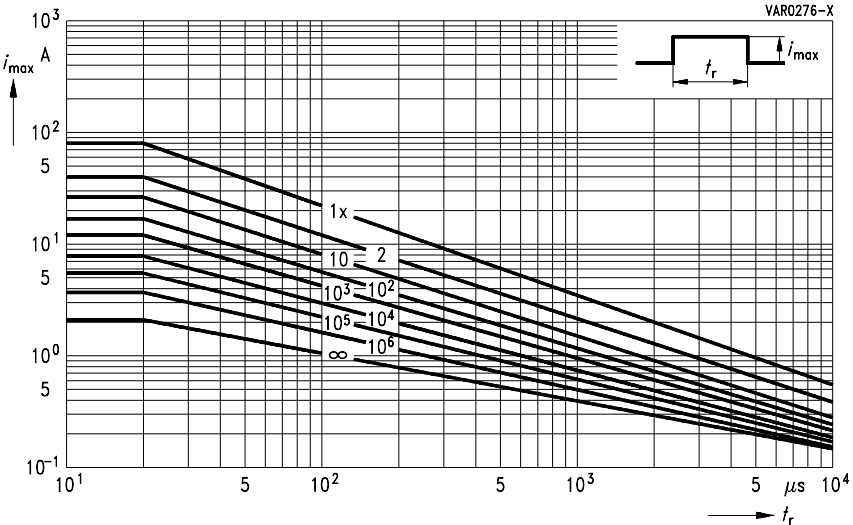
Maximum surge current

$i_{\max} = f(t_r, \text{pulse train})$ – for explanation of the derating curves refer to section 1.8.1)



SIOV-CT/CN0805M6G ... K17G
SIOV-CT/CN0805S14BAUTOG

SIOV-CT/CN0805M6CCG



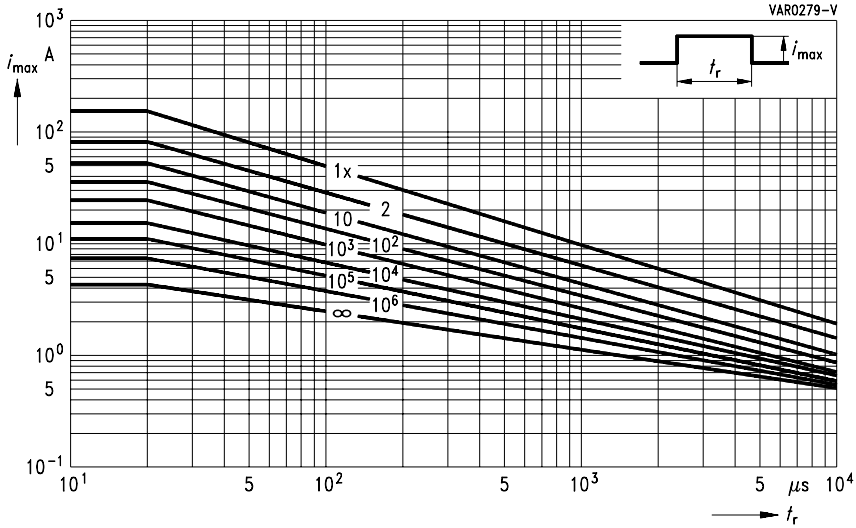
SIOV-CT/CN0805K20G ... K30G

SIOV Metal Oxide Varistors

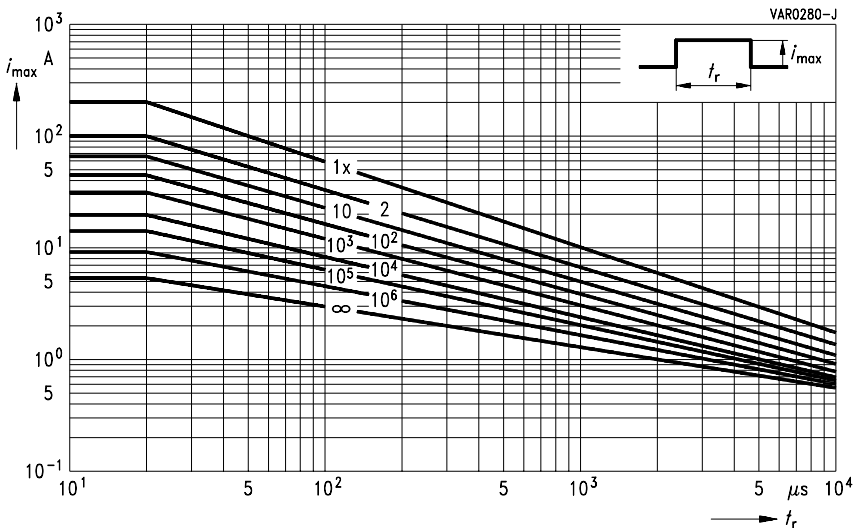
Derating Curves

Maximum surge current

$i_{\max} = f(t_r, \text{pulse train})$ – for explanation of the derating curves refer to section 1.8.1)



SIOV-CT/CN1206M4G



SIOV-CT/CN1206M6G ... K30G

SIOV-CT/CN1206S14BAUTOG

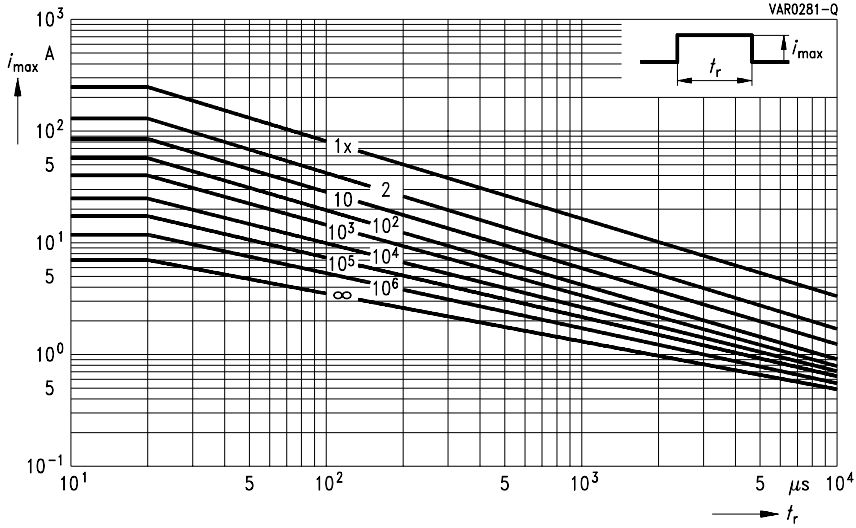
SIOV-CT/CN1210K50G ... K60G

SIOV Metal Oxide Varistors

Derating Curves

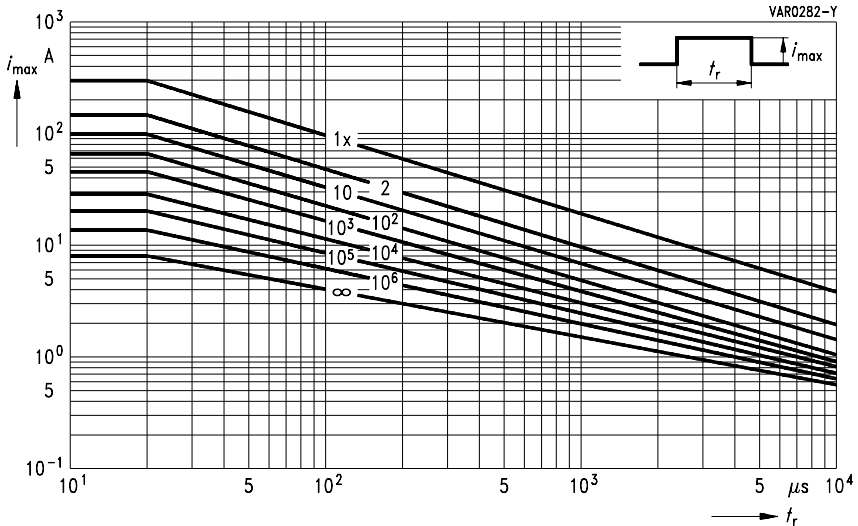
Maximum surge current

$i_{max} = f(t_r, \text{pulse train})$ – for explanation of the derating curves refer to section 1.8.1)



SIOV-CT/CN1210M4G

SIOV-CT/CN1210K35G ... K40G



SIOV-CT/CN1210M6G

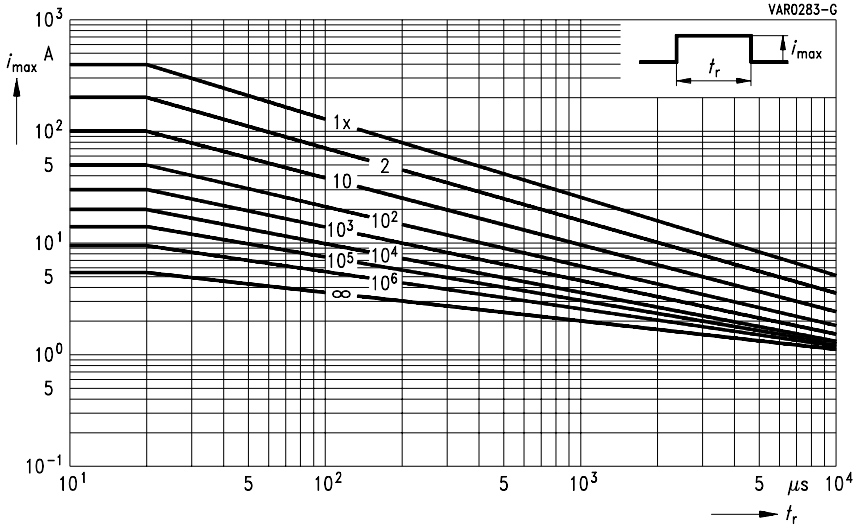
SIOV-CT/CN1210K25G ... K30G

SIOV Metal Oxide Varistors

Derating Curves

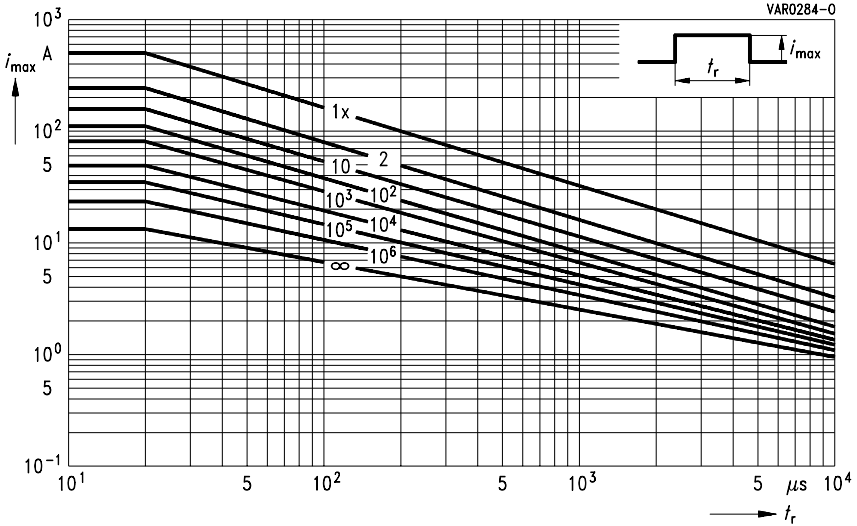
Maximum surge current

$i_{max} = f(t_r, \text{pulse train})$ – for explanation of the derating curves refer to section 1.8.1)



SIOV-CT/CN1210L8G ... K20G
SIOV-CT/CN1812K50G ... K60G

SIOV-CT/CN1210S14BAUTOG



SIOV-CT/CN1812M4G ... M6G

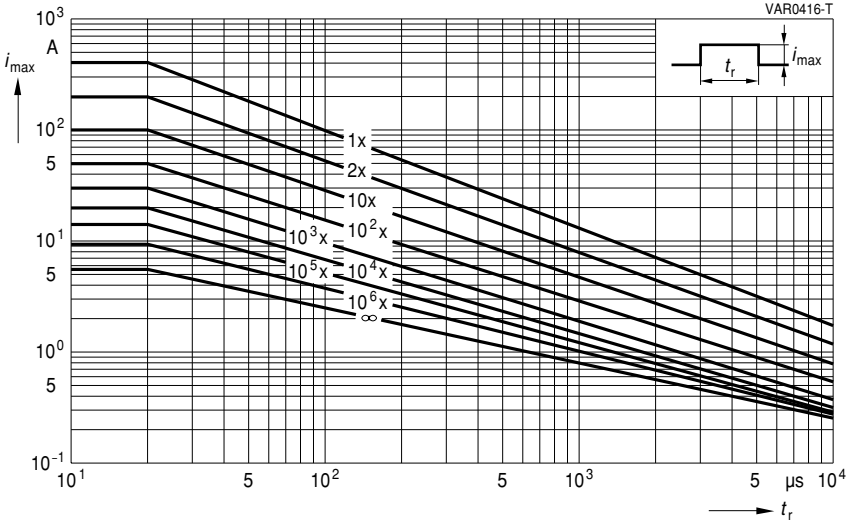
SIOV-CT/CN1812K35G ... K40G

SIOV Metal Oxide Varistors

Derating Curves

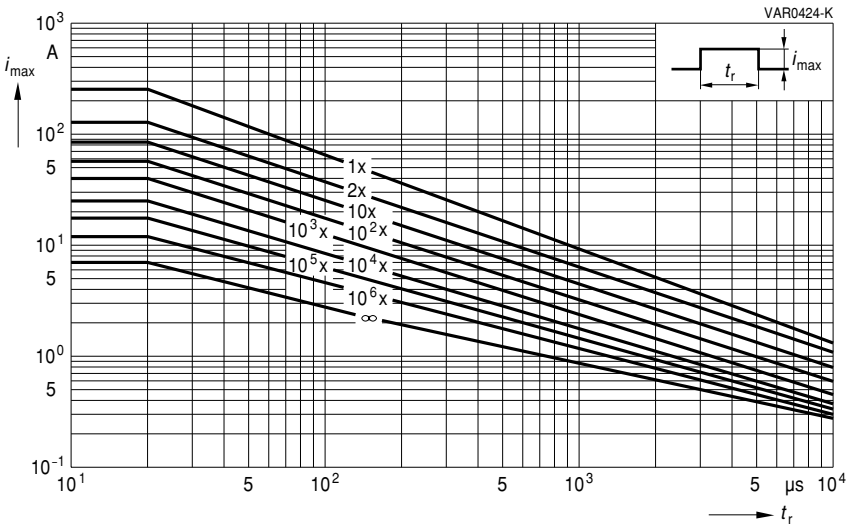
Maximum surge current

$i_{\max} = f(t_r, \text{pulse train})$ – for explanation of the derating curves refer to section 1.8.1)



SIOV-CT/CN1812S60AG2

SIOV-CT/CN1812K75TELEG2



SIOV-CT/CN1812S95AG2

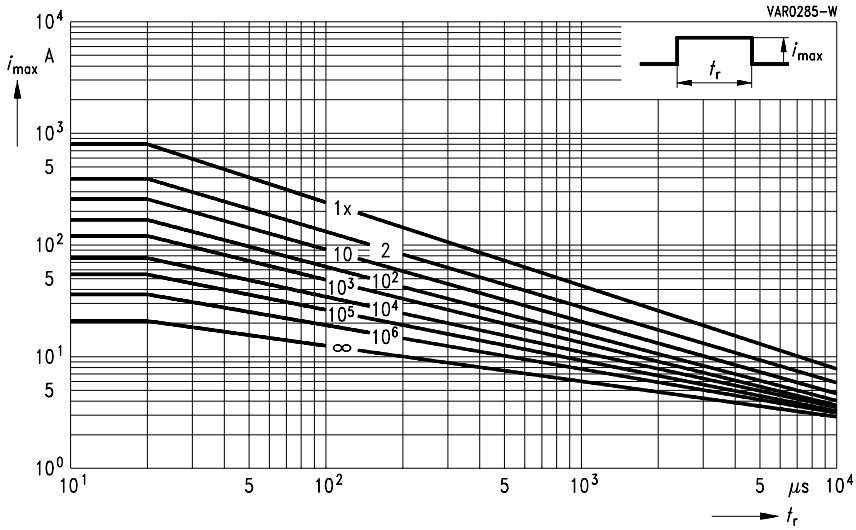
SIOV-CT/CN1812K115 ... K130TELEG2

SIOV Metal Oxide Varistors

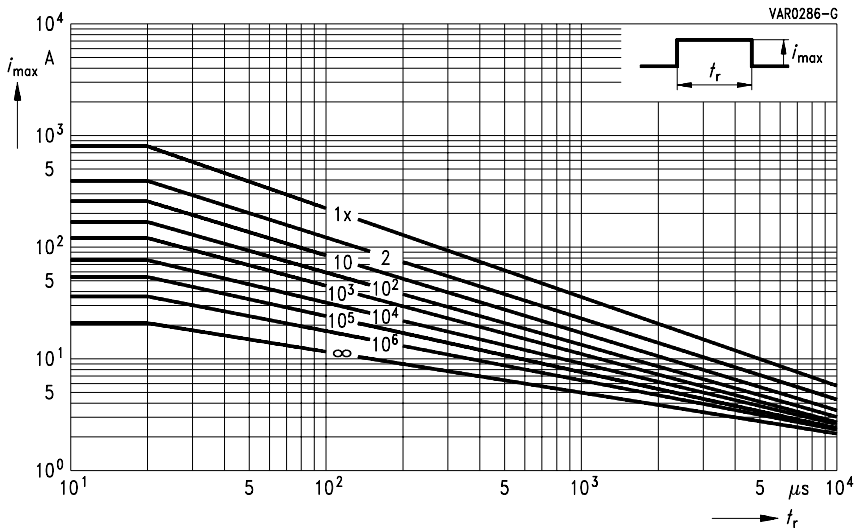
Derating Curves

Maximum surge current

$i_{\max} = f(t_r, \text{pulse train})$ – for explanation of the derating curves refer to section 1.8.1)



SIOV-CT/CN1812L8G ... K30G SHCV-SR1 ... X/Z
SIOV-CT/CN1812S14BAUTOG



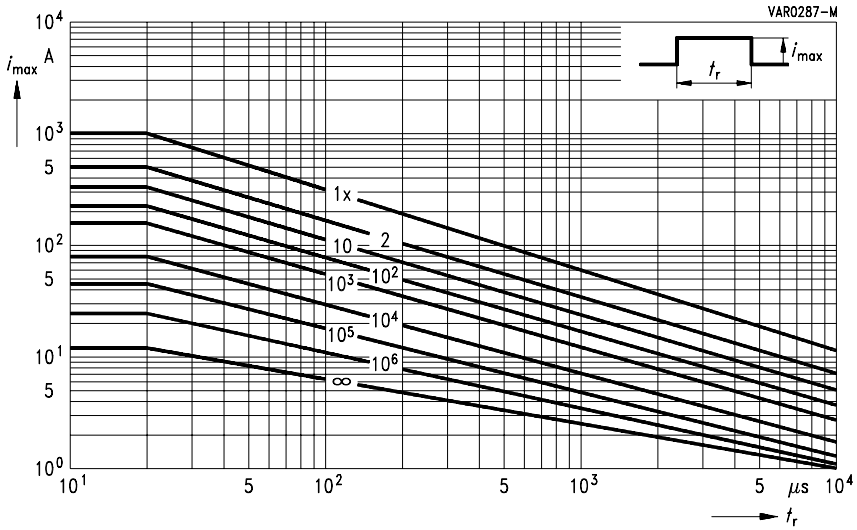
SIOV-CT/CN2220K50G ... K60G

SIOV Metal Oxide Varistors

Derating Curves

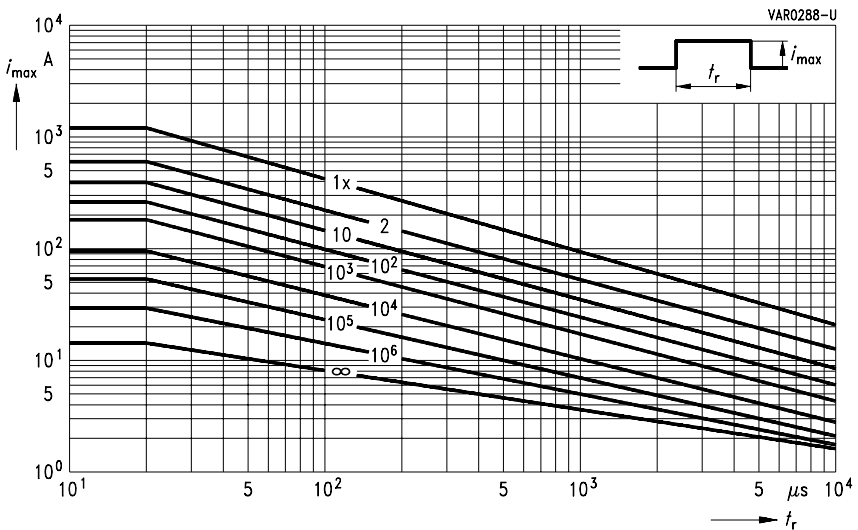
Maximum surge current

$i_{max} = f(t_r, \text{pulse train})$ – for explanation of the derating curves refer to section 1.8.1)



SIOV-CT/CN2220M4G

SIOV-CT/CN2220K35G ... K40G



SIOV-CT/CN2220M6G ... K30G

SHCV-SR2 ... X/Z

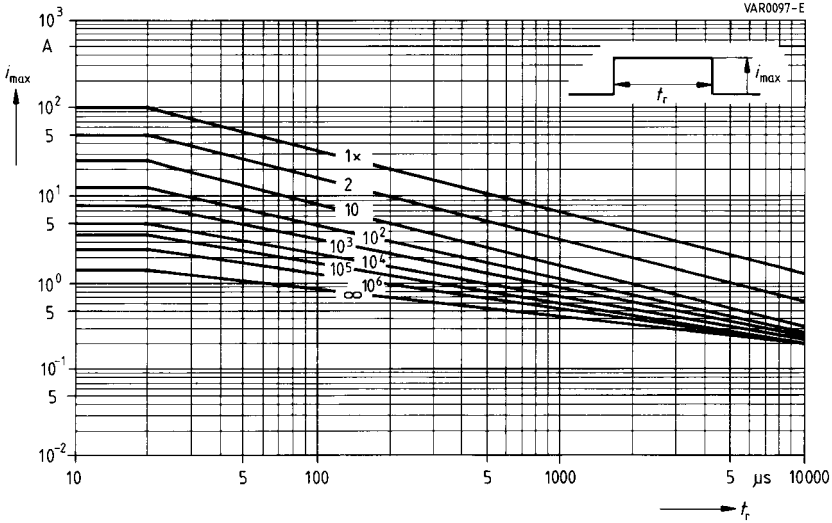
SIOV-CT/CN2220 ... AUTO(E2)G(2)

SIOV Metal Oxide Varistors

Derating Curves

Maximum surge current

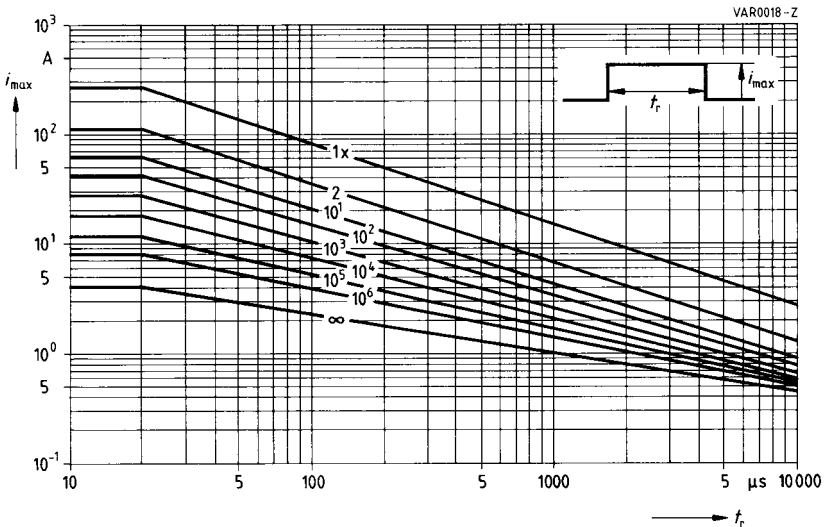
$i_{\max} = f(t_r, \text{pulse train})$ – for explanation of the derating curves refer to section 1.8.1)



SIOV-S05K11 ... K40

SIOV-CU3225K11G2 ... K40G2

SIOV-CU3225K14AUTOG2 ... K30AUTOG2



SIOV-S07K11 ... K40

SIOV-CU4032K11G2 ... K40G2

SIOV-S07K14AUTOS2D1

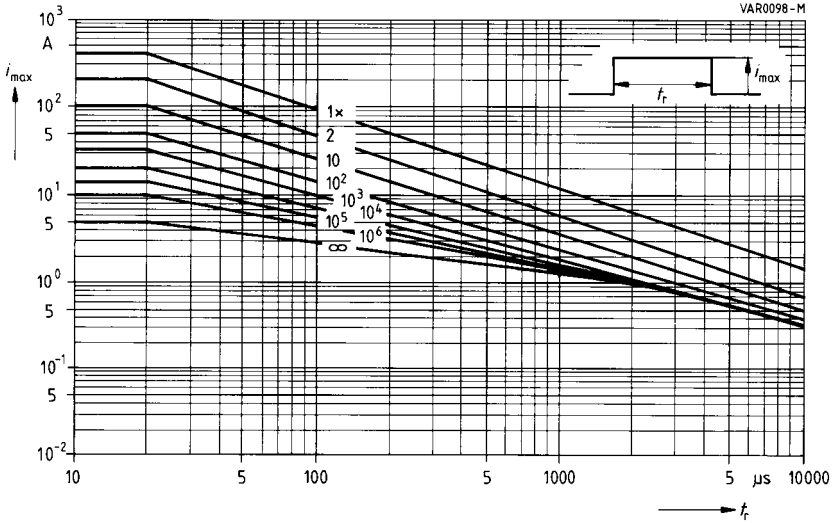
SIOV-CU4032K14AUTOG2 ... K30AUTOG2

SIOV Metal Oxide Varistors

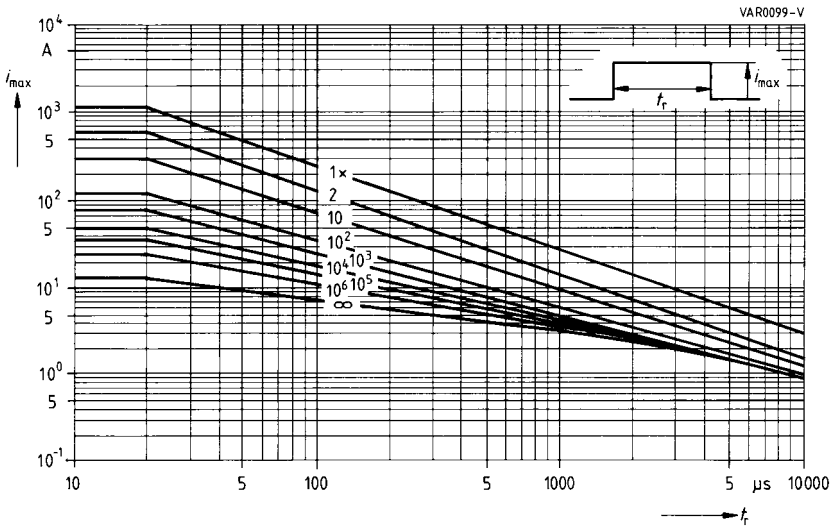
Derating Curves

Maximum surge current

$i_{\max} = f(t_r, \text{pulse train})$ – for explanation of the derating curves refer to section 1.8.1)



SIOV-S05K50 ... K460
SIOV-CU3225K50G2 ... K300G2



SIOV-S07K50 ... K460
SIOV-S07S60AGS2/95AGS2

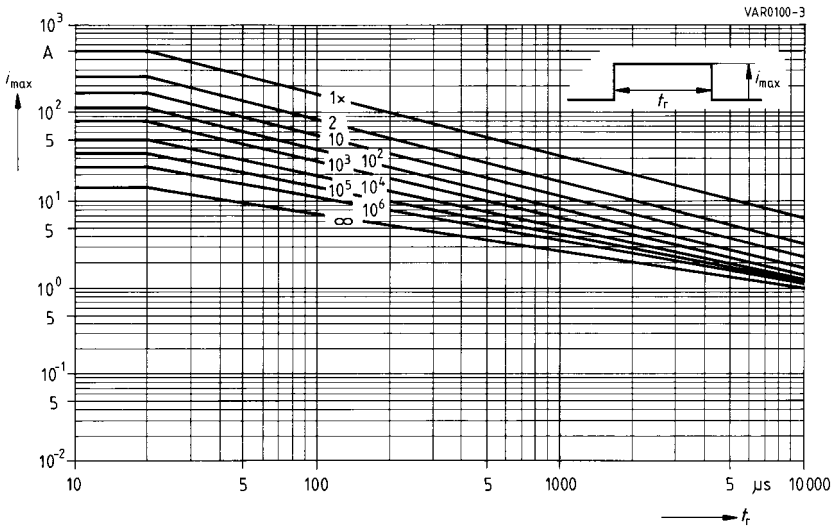
SIOV-CU4032K50G2 ... K300G2
SIOV-CU4032S60AG2/S95AG2

SIOV Metal Oxide Varistors

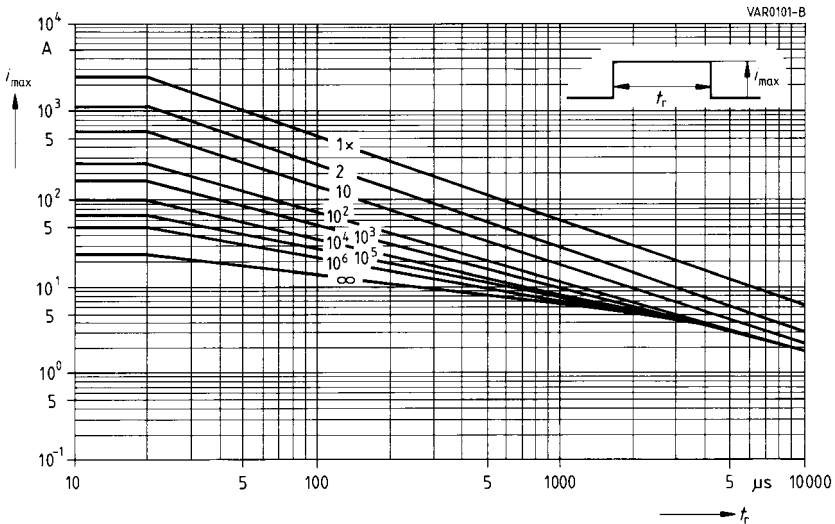
Derating Curves

Maximum surge current

$i_{\max} = f(t_r, \text{ pulse train } - \text{ for explanation of the derating curves refer to section 1.8.1})$



SIOV-S10K11 ... K40
SIOV-S10K14AUTO ... K40AUTO
SIOV-S10K14AUTOS5D1



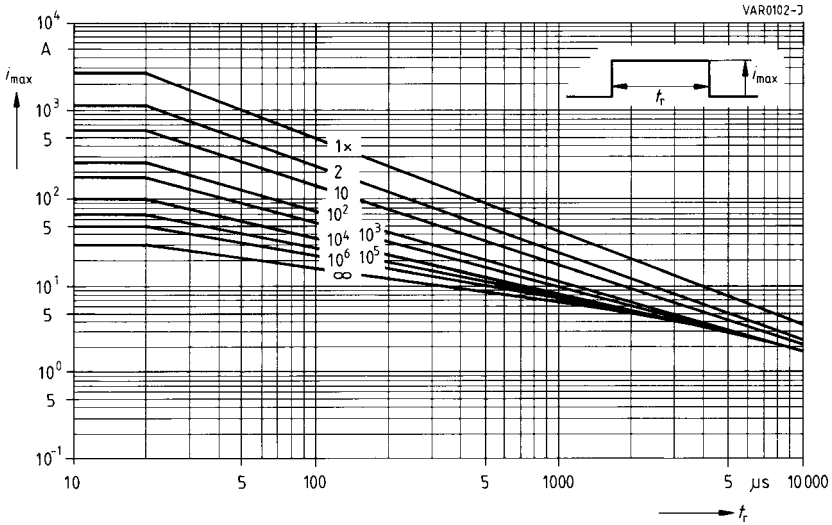
SIOV-S10K50 ... K320

SIOV Metal Oxide Varistors

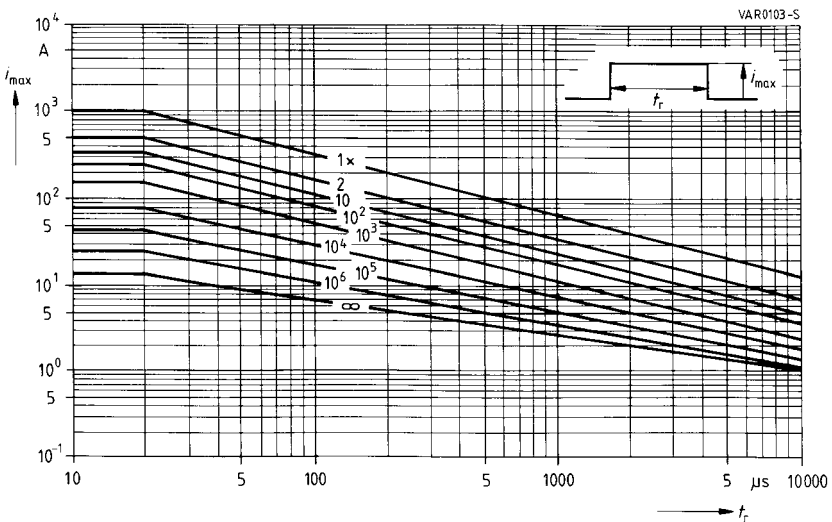
Derating Curves

Maximum surge current

$i_{\max} = f(t_r)$, pulse train – for explanation of the derating curves refer to section 1.8.1)



SIOV-S10K385 ... K680



SIOV-S14K11 ... K40

SIOV-S14K14AUTO ... K40AUTO

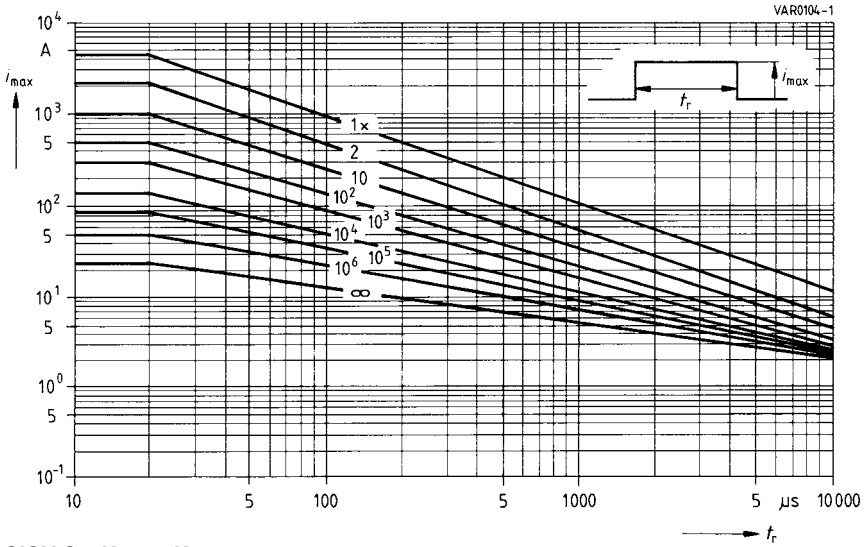
SIOV-S14K14AUTOS5D1

SIOV Metal Oxide Varistors

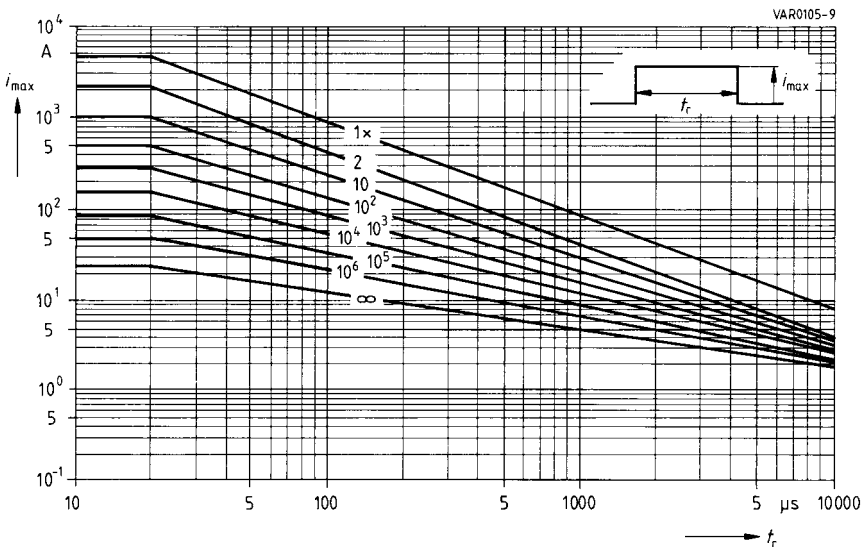
Derating Curves

Maximum surge current

$i_{max} = f(t_r, \text{ pulse train } - \text{ for explanation of the derating curves refer to section 1.8.1})$



SIOV-S14K50 ... K320



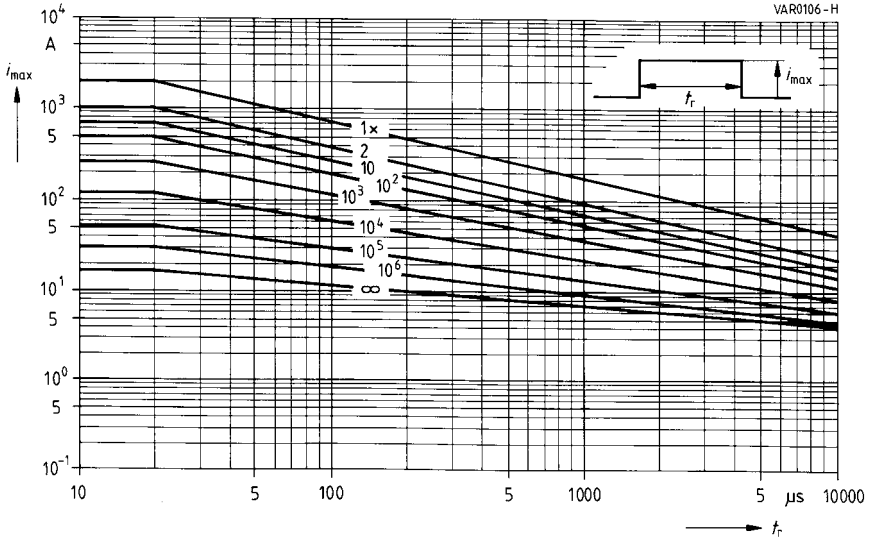
SIOV-S14K385 ... K1000

SIOV Metal Oxide Varistors

Derating Curves

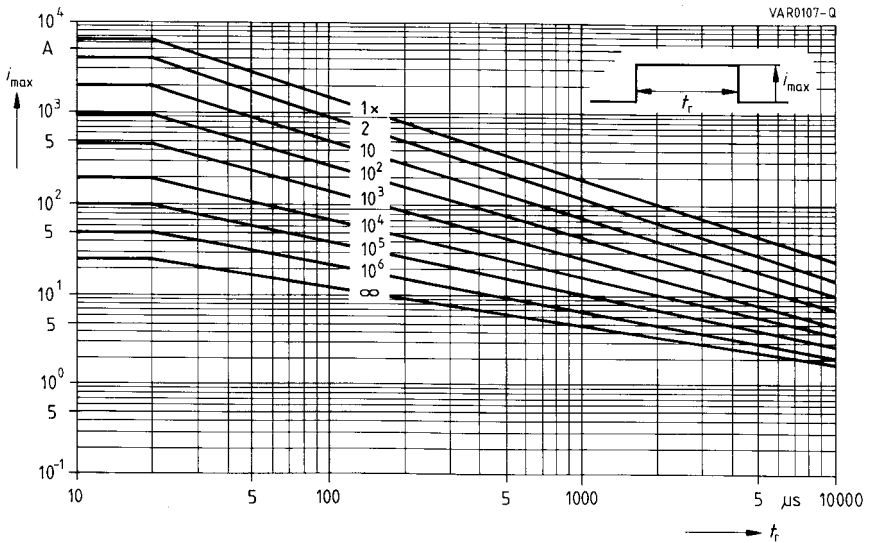
Maximum surge current

$i_{\max} = f(t_r, \text{pulse train})$ – for explanation of the derating curves refer to section 1.8.1)



SIOV-S20K11 ... K40

SIOV-S20K14AUTO ... K30AUTO



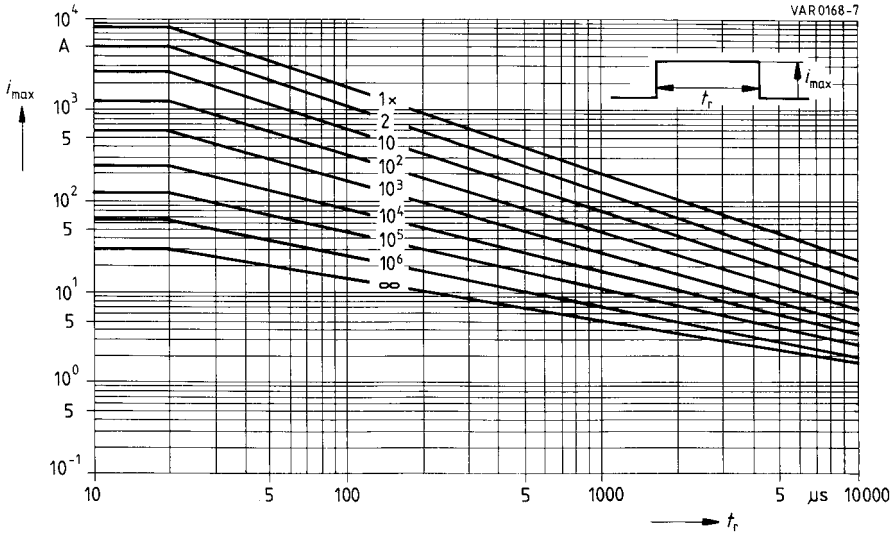
SIOV-S20K50 ... K115

SIOV Metal Oxide Varistors

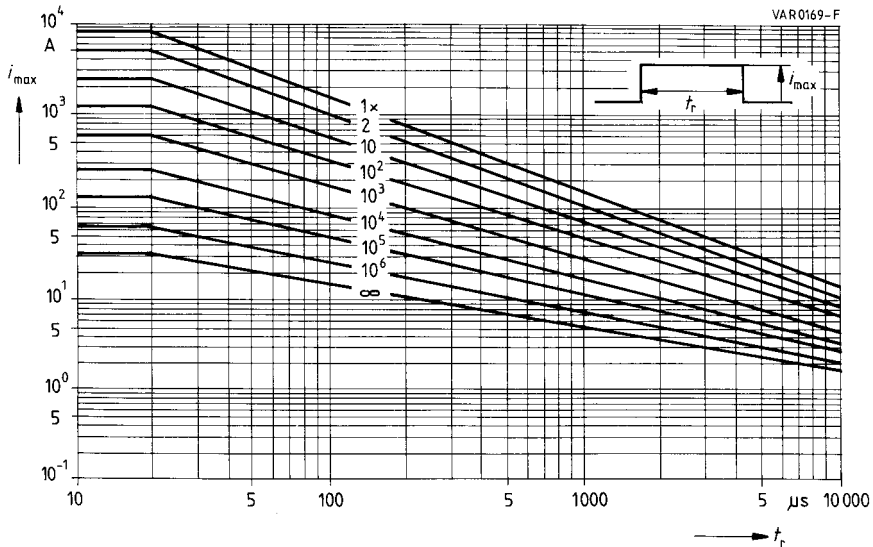
Derating Curves

Maximum surge current

$i_{\max} = f(t_r, \text{pulse train})$ – for explanation of the derating curves refer to section 1.8.1)



SIOV-S20K130 ... K320



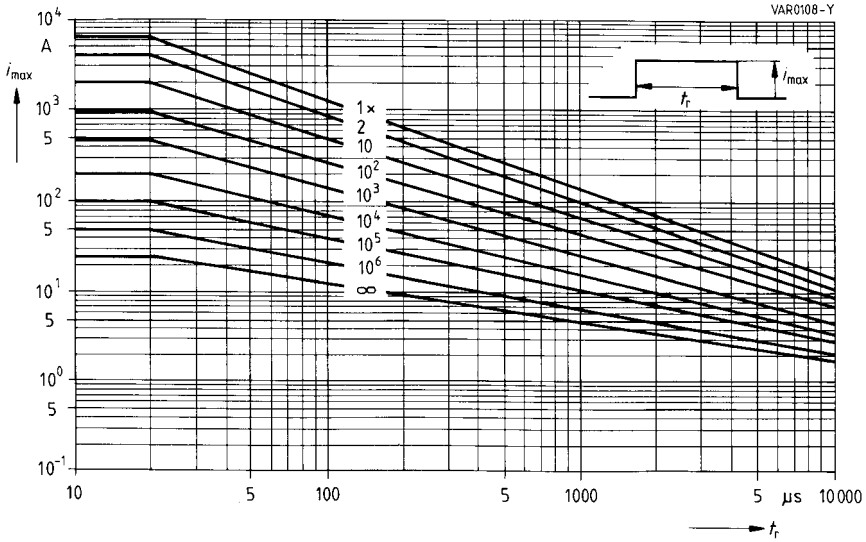
SIOV-S20K385 ... K460

SIOV Metal Oxide Varistors

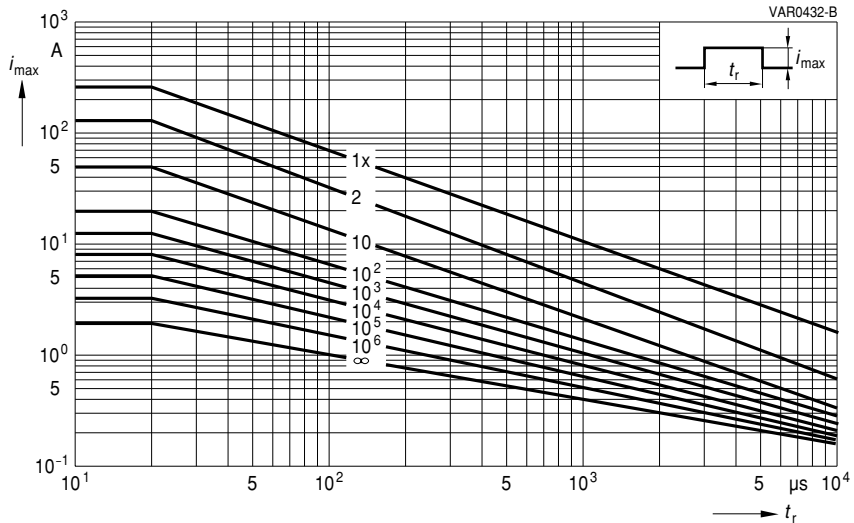
Derating Curves

Maximum surge current

$i_{\max} = f(t_r, \text{pulse train})$ – for explanation of the derating curves refer to section 1.8.1)



SIOV-S20K510 ... K1000



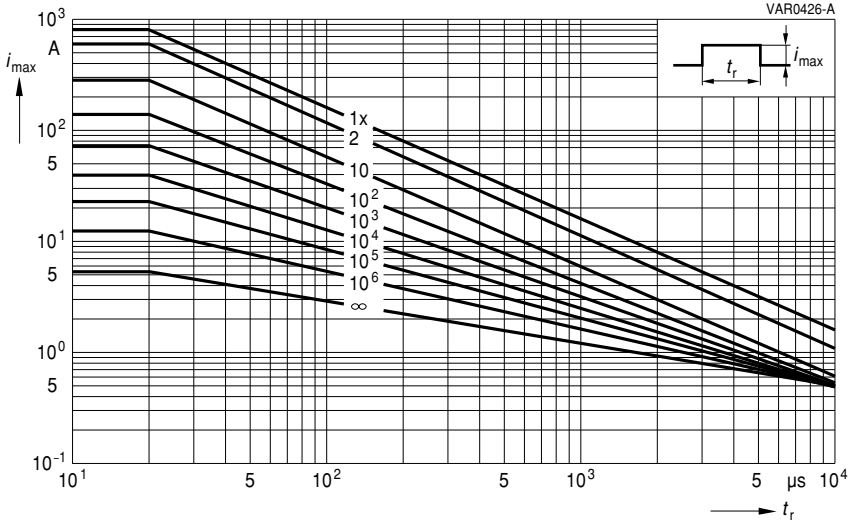
SIOV-S05K11 ... K40E2

SIOV Metal Oxide Varistors

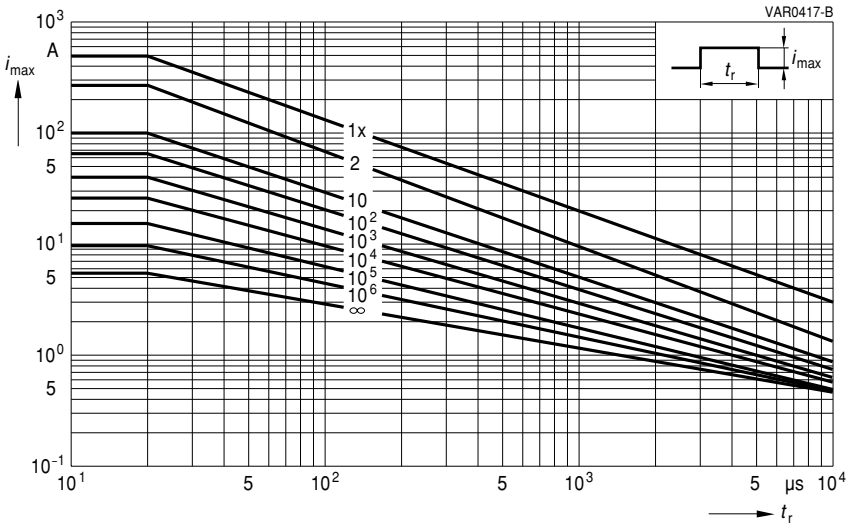
Derating Curves

Maximum surge current

$i_{max} = f(t_r, \text{pulse train})$ – for explanation of the derating curves refer to section 1.8.1)



SIOV-S05K50 ... K300E2



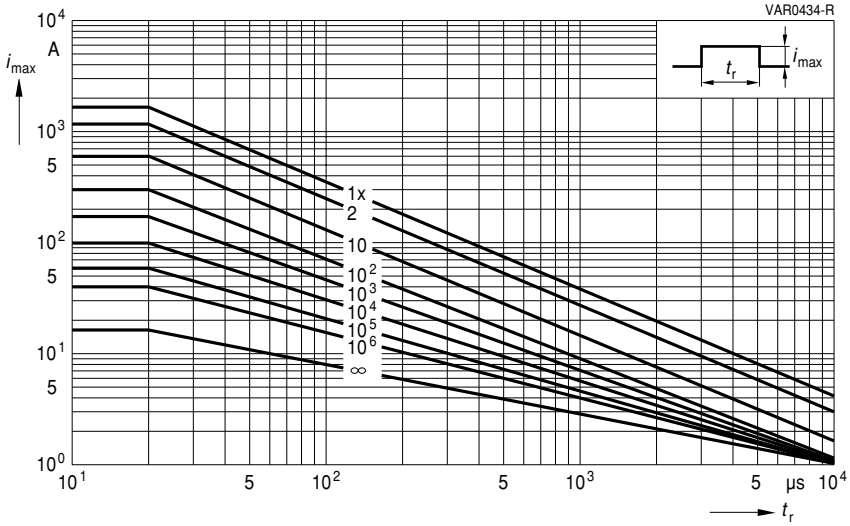
SIOV-S07K11 ... K40E2

SIOV Metal Oxide Varistors

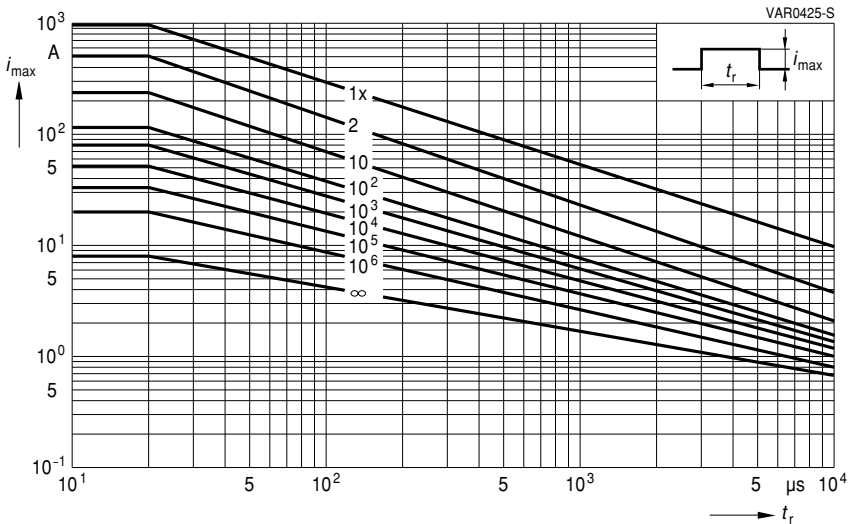
Derating Curves

Maximum surge current

$i_{\max} = f(t_r, \text{pulse train})$ – for explanation of the derating curves refer to section 1.8.1)



SIOV-S07K50 ... K320E2



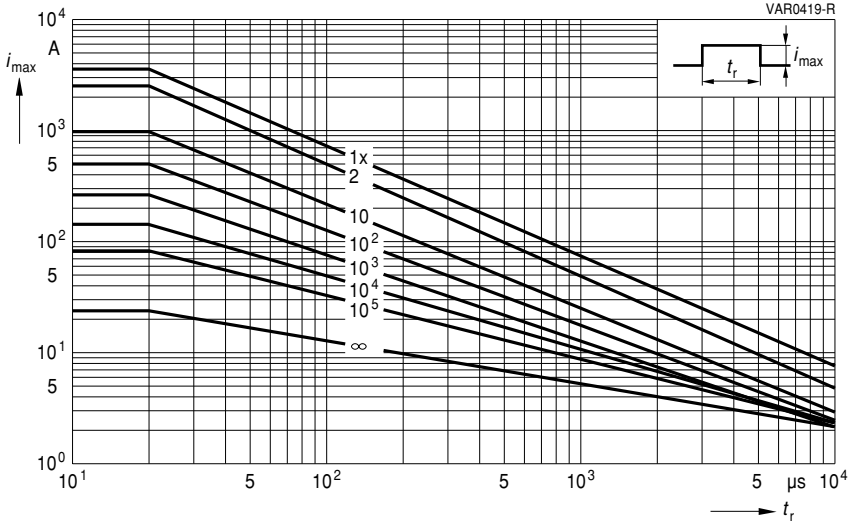
SIOV-S10K11 ... K40E2

SIOV Metal Oxide Varistors

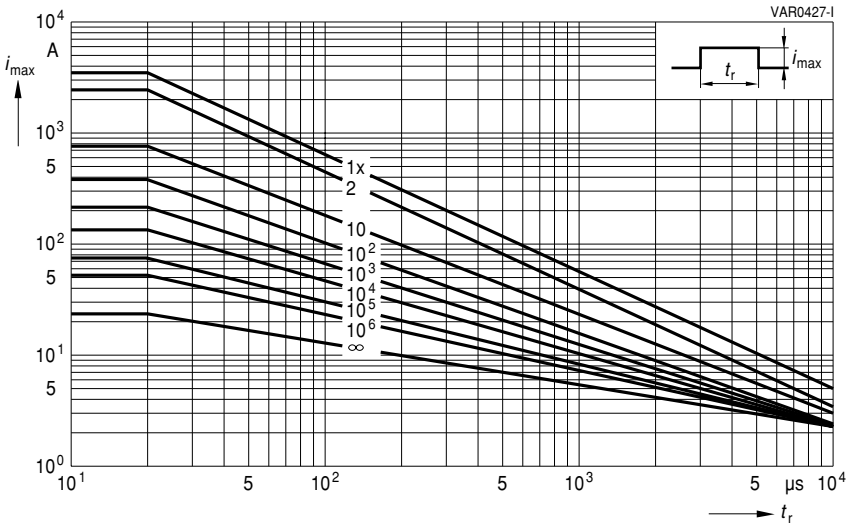
Derating Curves

Maximum surge current

$i_{\max} = f(t_r, \text{pulse train})$ – for explanation of the derating curves refer to section 1.8.1)



SIOV-S10K50 ... K320E2



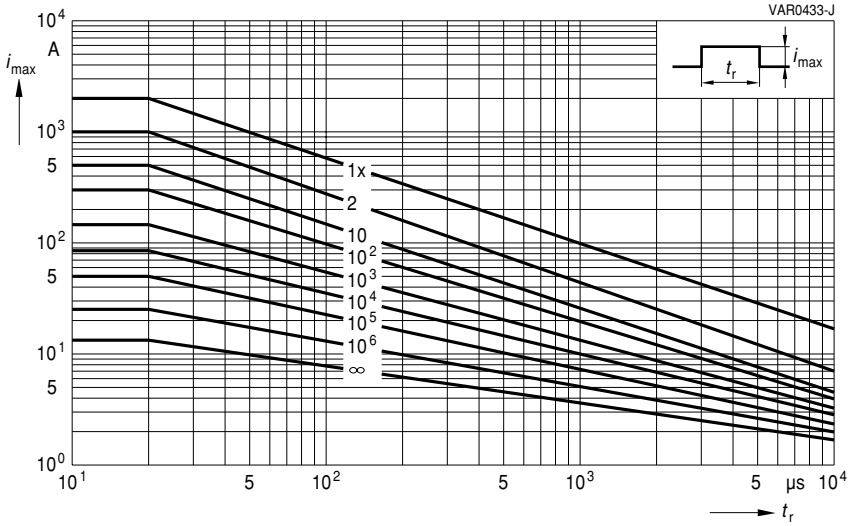
SIOV-S10K385 ... K680E2

SIOV Metal Oxide Varistors

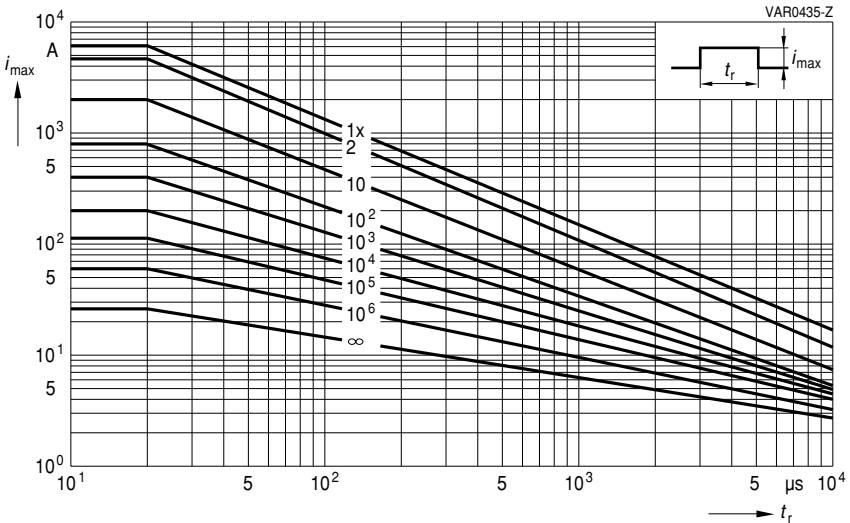
Derating Curves

Maximum surge current

$i_{\max} = f(t_r, \text{pulse train})$ – for explanation of the derating curves refer to section 1.8.1)



SIOV-S14K11 ... K40E2



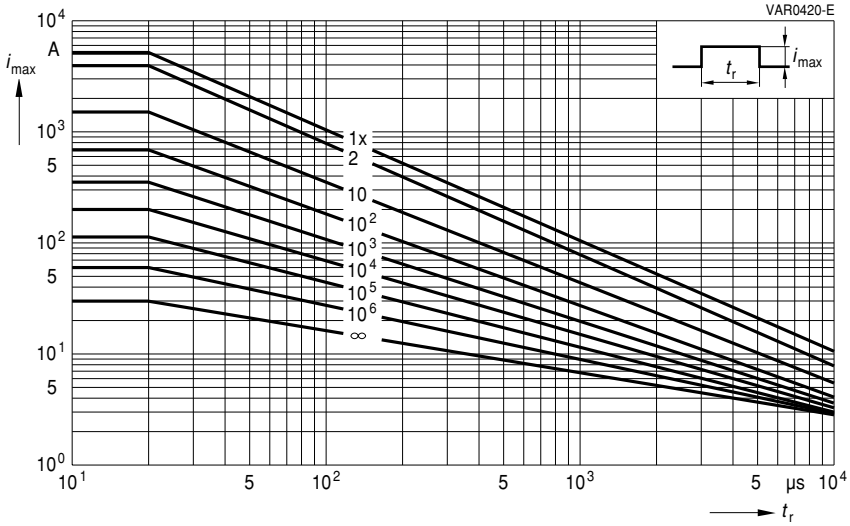
SIOV-S14K50 ... K320E2

SIOV Metal Oxide Varistors

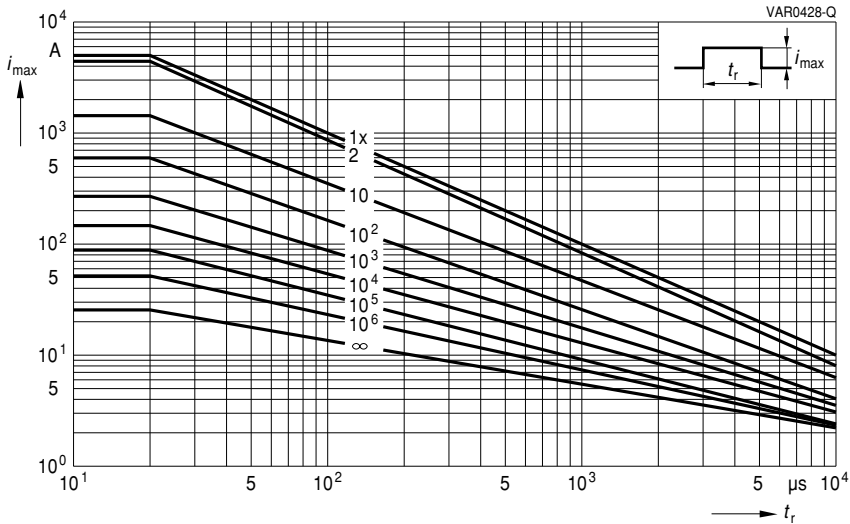
Derating Curves

Maximum surge current

$i_{max} = f(t_r, \text{pulse train})$ – for explanation of the derating curves refer to section 1.8.1)



SIOV-S14K385 ... K680E2



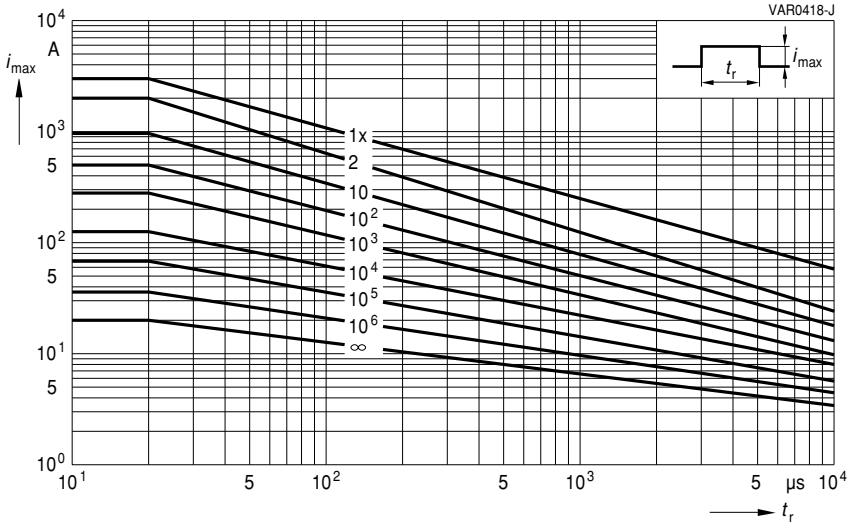
SIOV-S14K1000E2

SIOV Metal Oxide Varistors

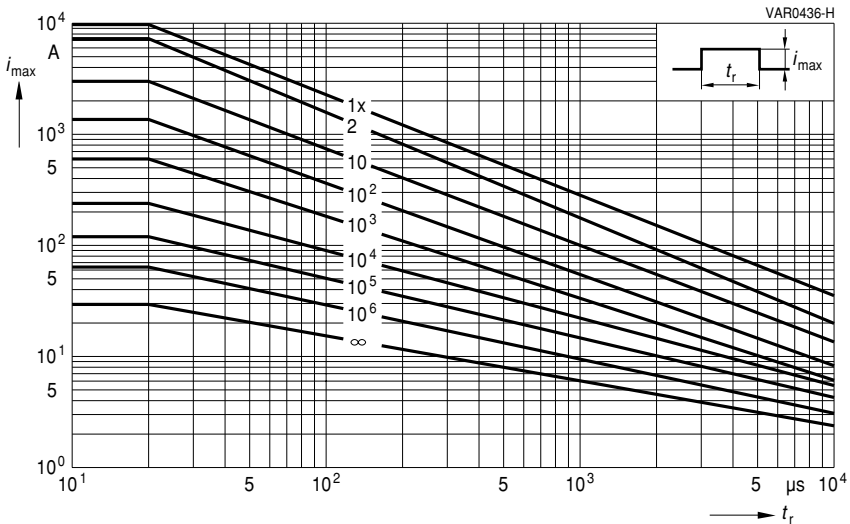
Derating Curves

Maximum surge current

$i_{\max} = f(t_r, \text{pulse train})$ – for explanation of the derating curves refer to section 1.8.1)



SIOV-S20K11 ... K40E2



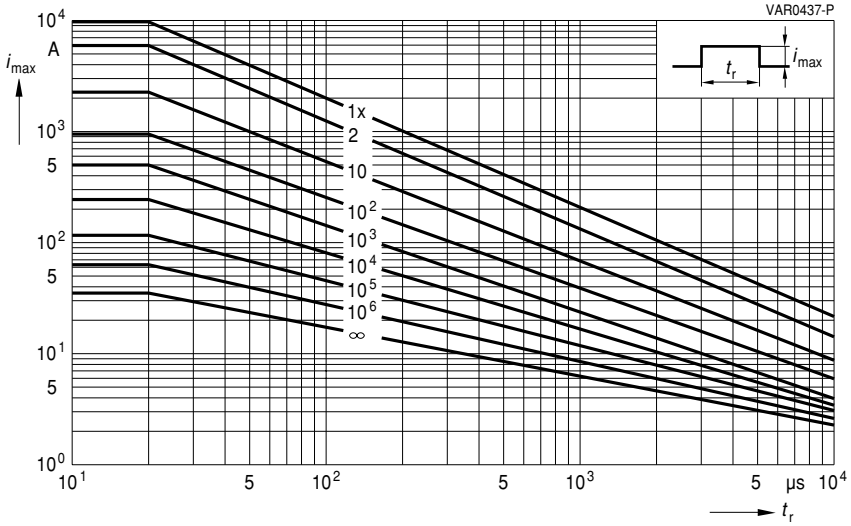
SIOV-S20K50 ... K320E2

SIOV Metal Oxide Varistors

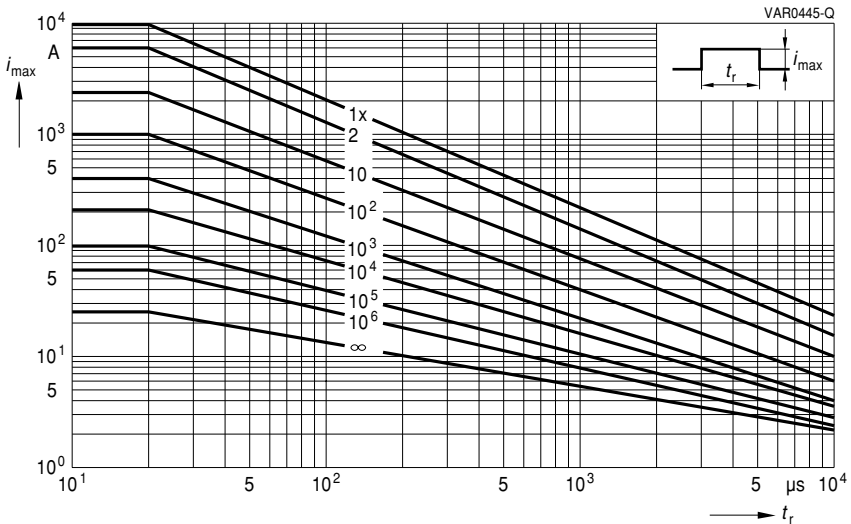
Derating Curves

Maximum surge current

$i_{max} = f(t_r, \text{pulse train})$ – for explanation of the derating curves refer to section 1.8.1)



SIOV-S20K385 ... K680E2



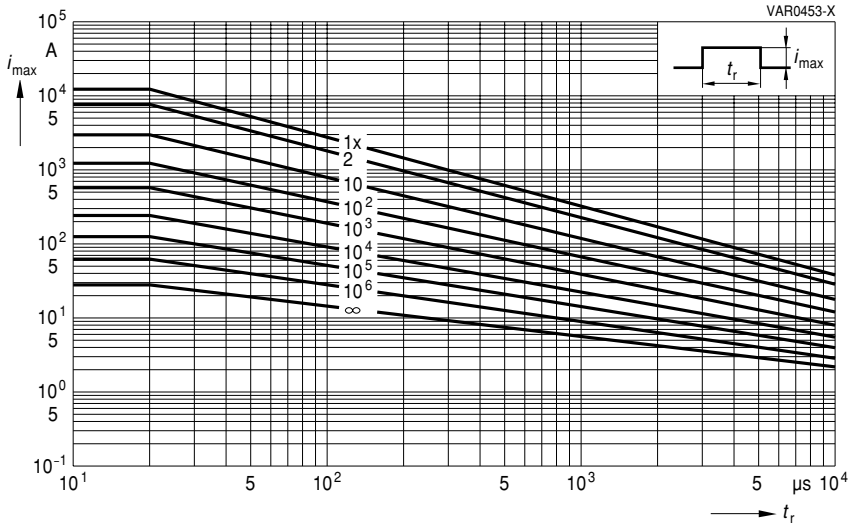
SIOV-S20K1000E2

SIOV Metal Oxide Varistors

Derating Curves

Maximum surge current

$i_{\max} = f(t_r, \text{pulse train})$ – for explanation of the derating curves refer to section 1.8.1)



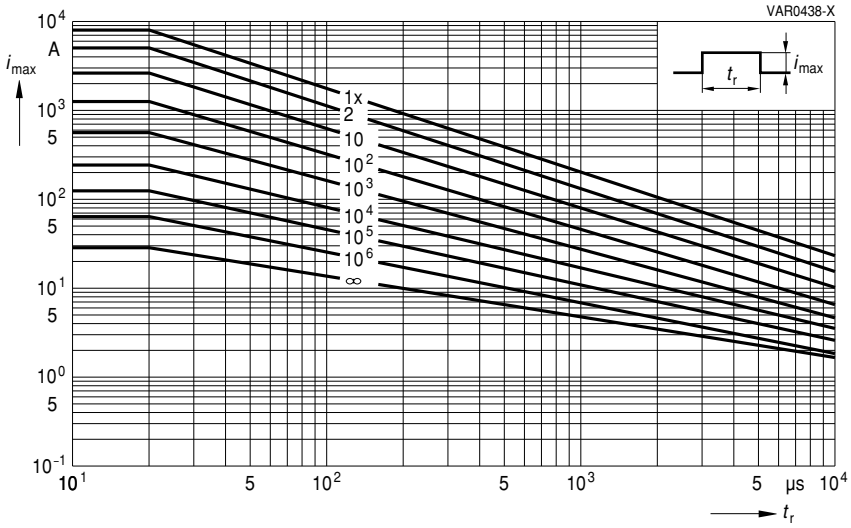
SIOV-S20K115 ... K320E3

SIOV Metal Oxide Varistors

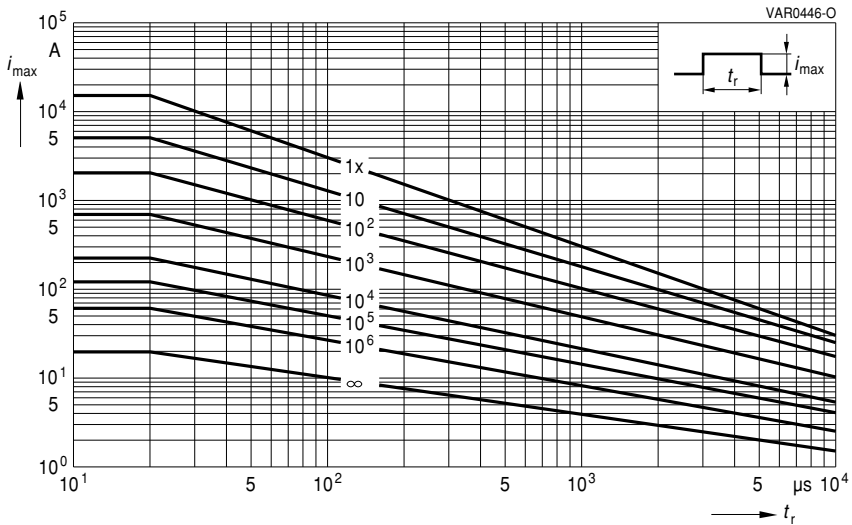
Derating Curves

Maximum surge current

$i_{max} = f(t_r, \text{pulse train})$ – for explanation of the derating curves refer to section 1.8.1)



SIOV-Q14K130 ... K320



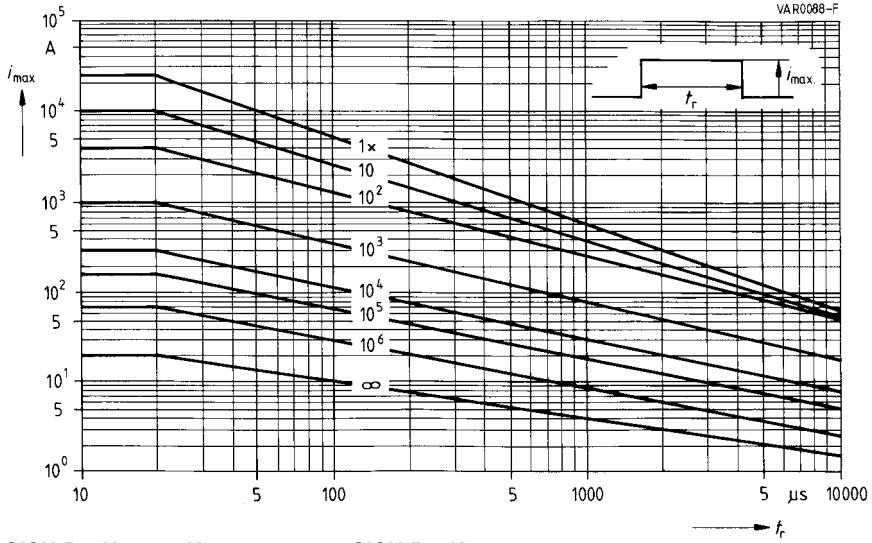
SIOV-Q20K130 ... K320

SIOV Metal Oxide Varistors

Derating Curves

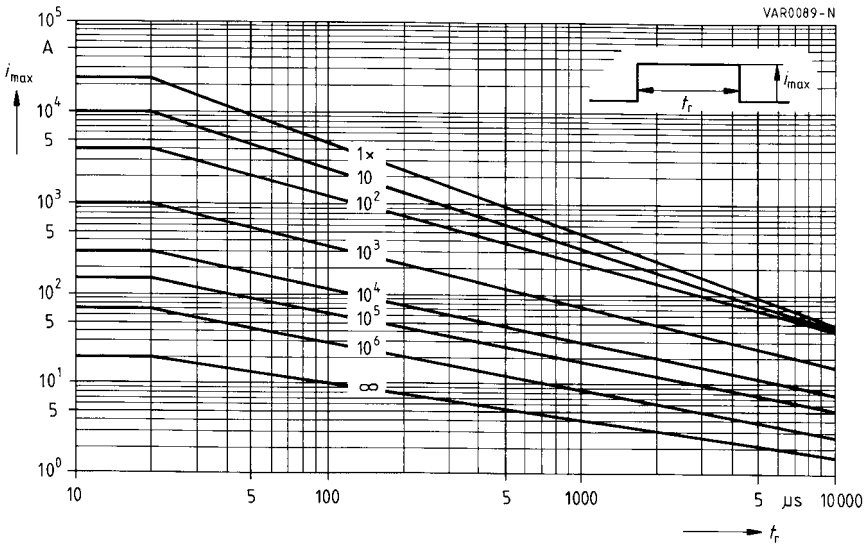
Maximum surge current

$i_{max} = f(t_r, \text{pulse train})$ – for explanation of the derating curves refer to section 1.8.1)



SIOV-B32K130 ... K150

SIOV-B40K75



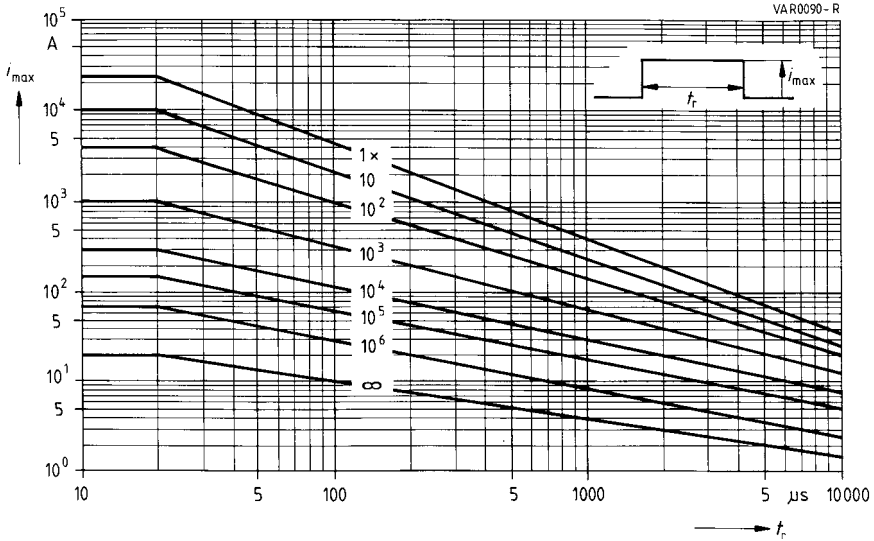
SIOV-B32K230 ... K460

SIOV Metal Oxide Varistors

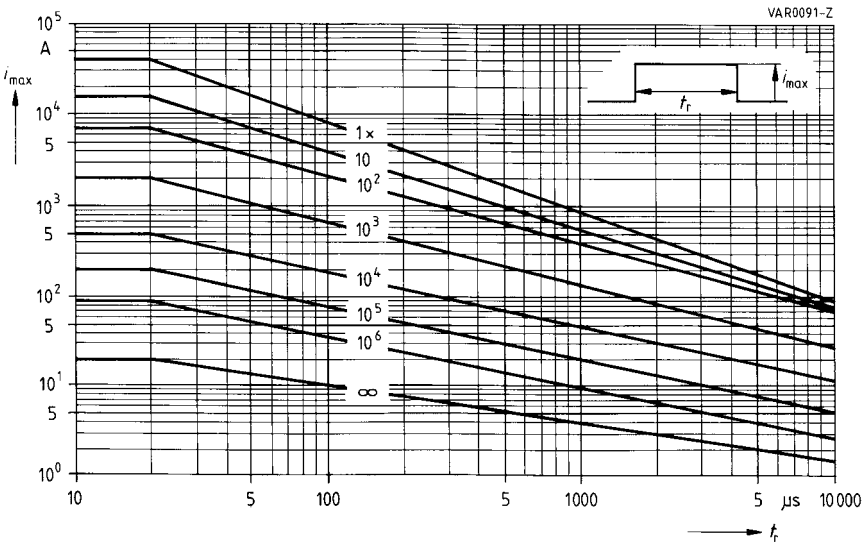
Derating Curves

Maximum surge current

$i_{max} = f(t_r, \text{ pulse train})$ – for explanation of the derating curves refer to section 1.8.1)



SIOV-B32K550 ... K750



SIOV-B40K130 ... K150

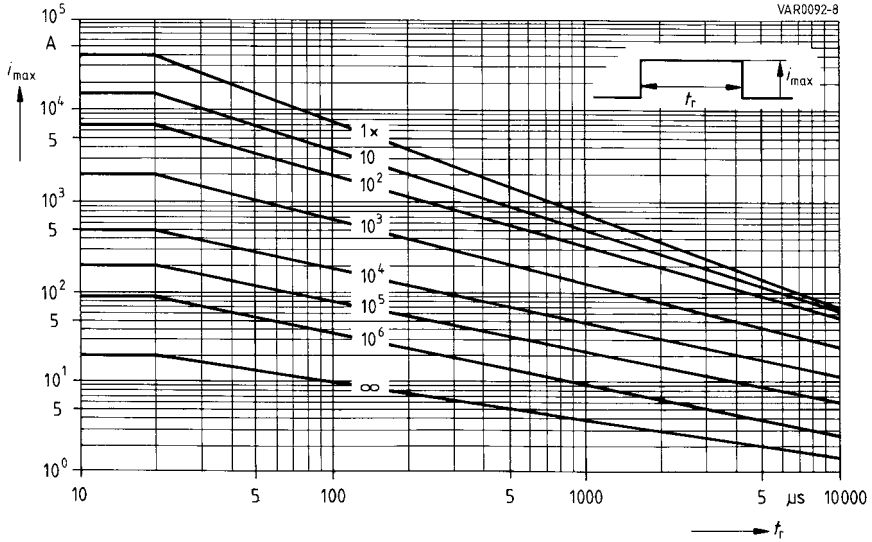
SIOV-LS40K130QP ... K150QP(K2)

SIOV Metal Oxide Varistors

Derating Curves

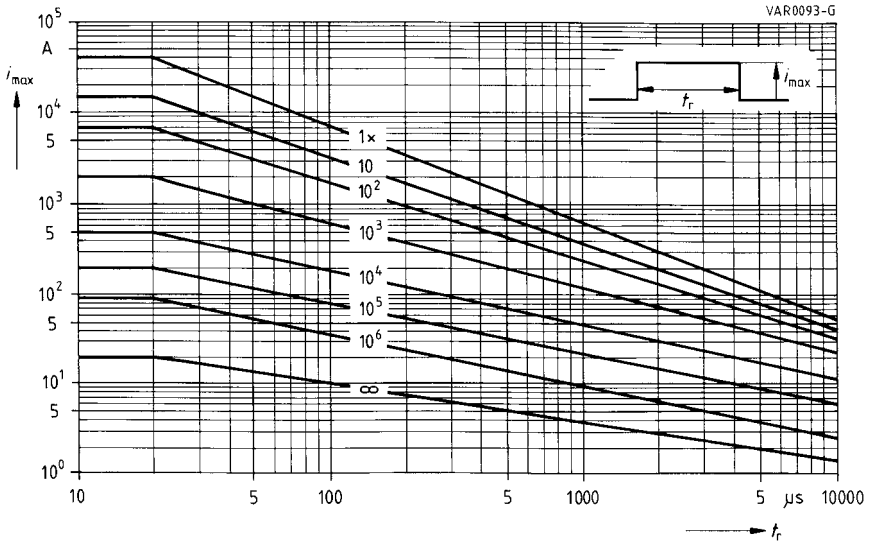
Maximum surge current

$i_{\max} = f(f_r, \text{pulse train})$ – for explanation of the derating curves refer to section 1.8.1)



SIOV-B40K230 ... K460

SIOV-LS40K230QP ... K460QP(K2)



SIOV-B40K550 ... K750

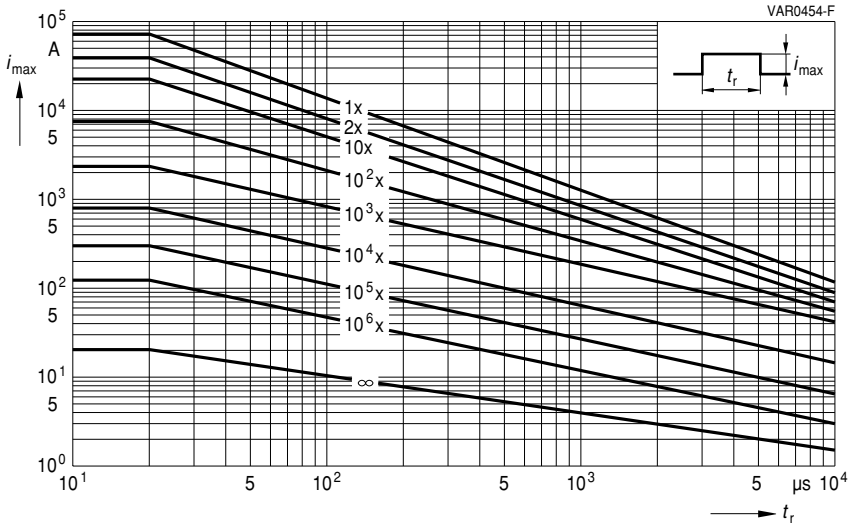
SIOV-LS40K550QP ... K750QP(K2)

SIOV Metal Oxide Varistors

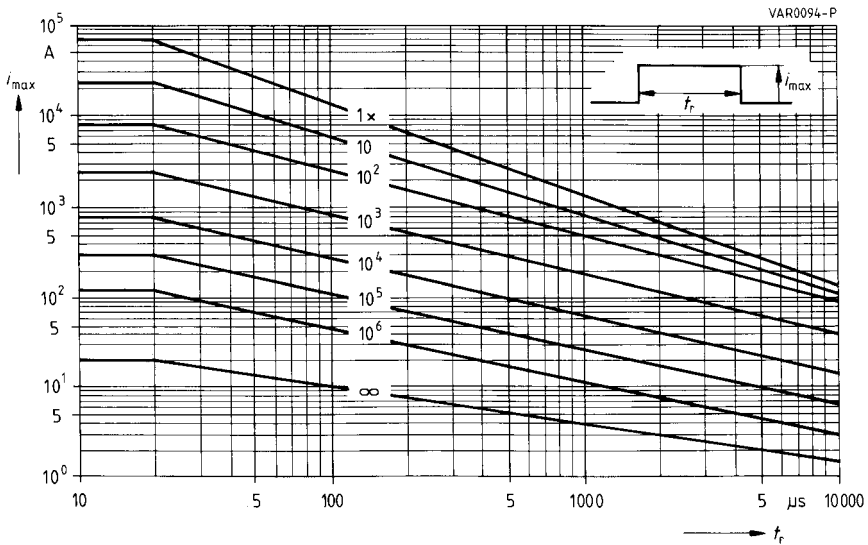
Derating Curves

Maximum surge current

$i_{max} = f(t_r, \text{pulse train})$ – for explanation of the derating curves refer to section 1.8.1)



SIOV-LS50K130 ... K550P(K2)



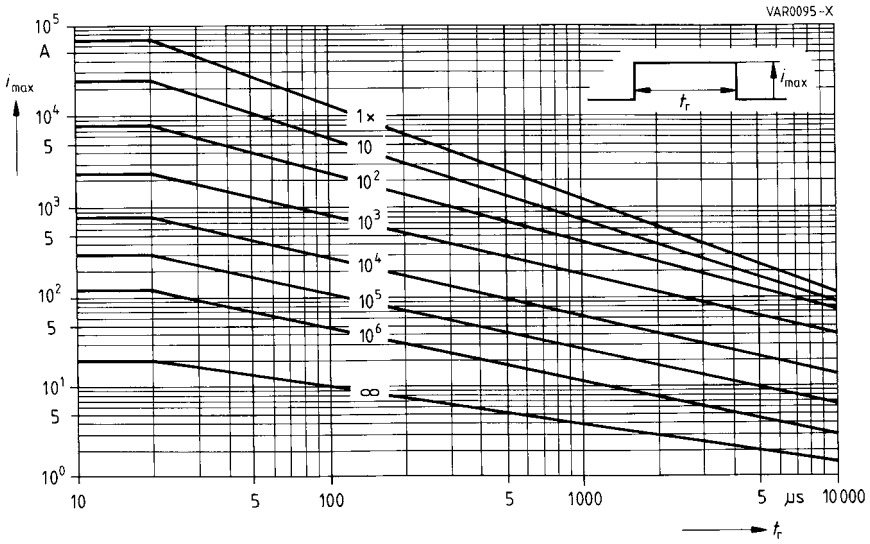
SIOV-B60K130 ... K150

SIOV Metal Oxide Varistors

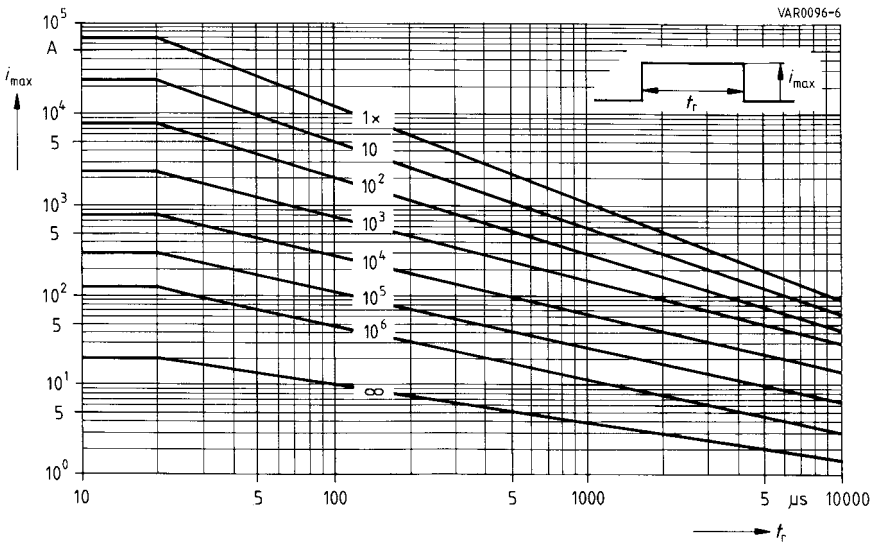
Derating Curves

Maximum surge current

$i_{max} = f(f_r, \text{pulse train})$ – for explanation of the derating curves refer to section 1.8.1)



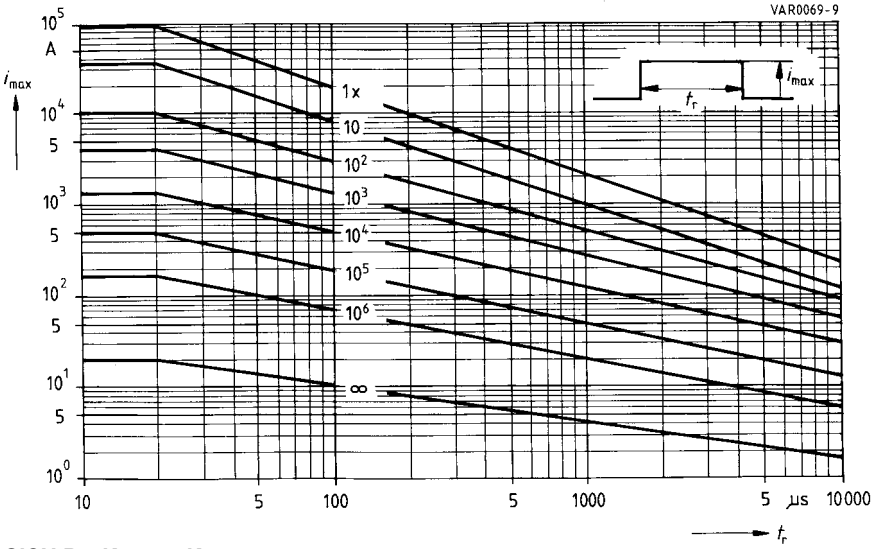
SIOV-B60K230 ... K460



SIOV-B60K550 ... K1000

Maximum surge current

$i_{max} = f(t_r, \text{pulse train})$ – for explanation of the derating curves refer to section 1.8.1)



SIOV-B80K130 ... K1100

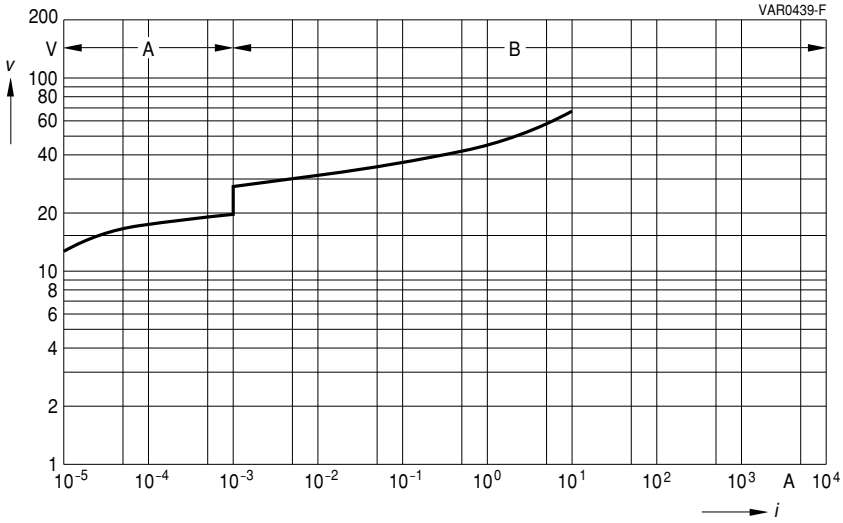
SIOV Metal Oxide Varistors

V/I Characteristics

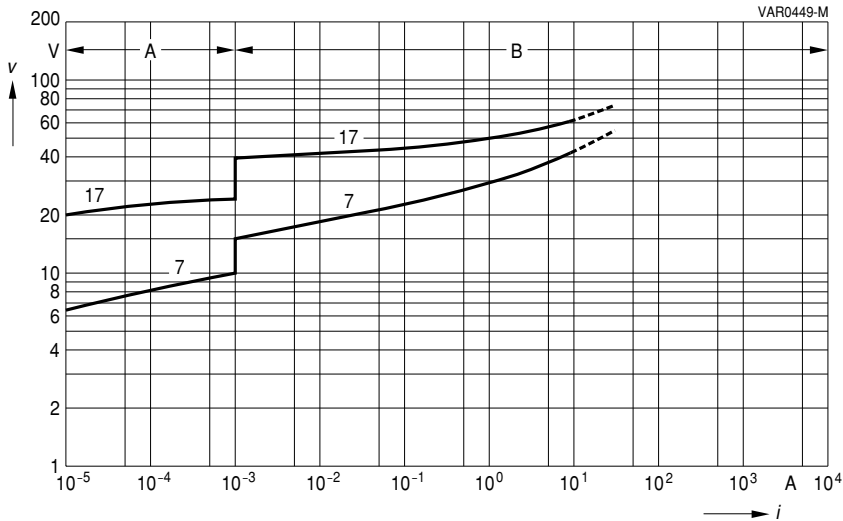
$v = f(i)$ – for explanation of the characteristics
[refer to section 1.6.3](#)

A = Leakage current
 B = Protection level

{ for worst-case
 varistor tolerances



SIOV-CT/CN0402L14G(K2)



SIOV-CA06P4M7GK2
SIOV-CA06P4S17ALCGK2

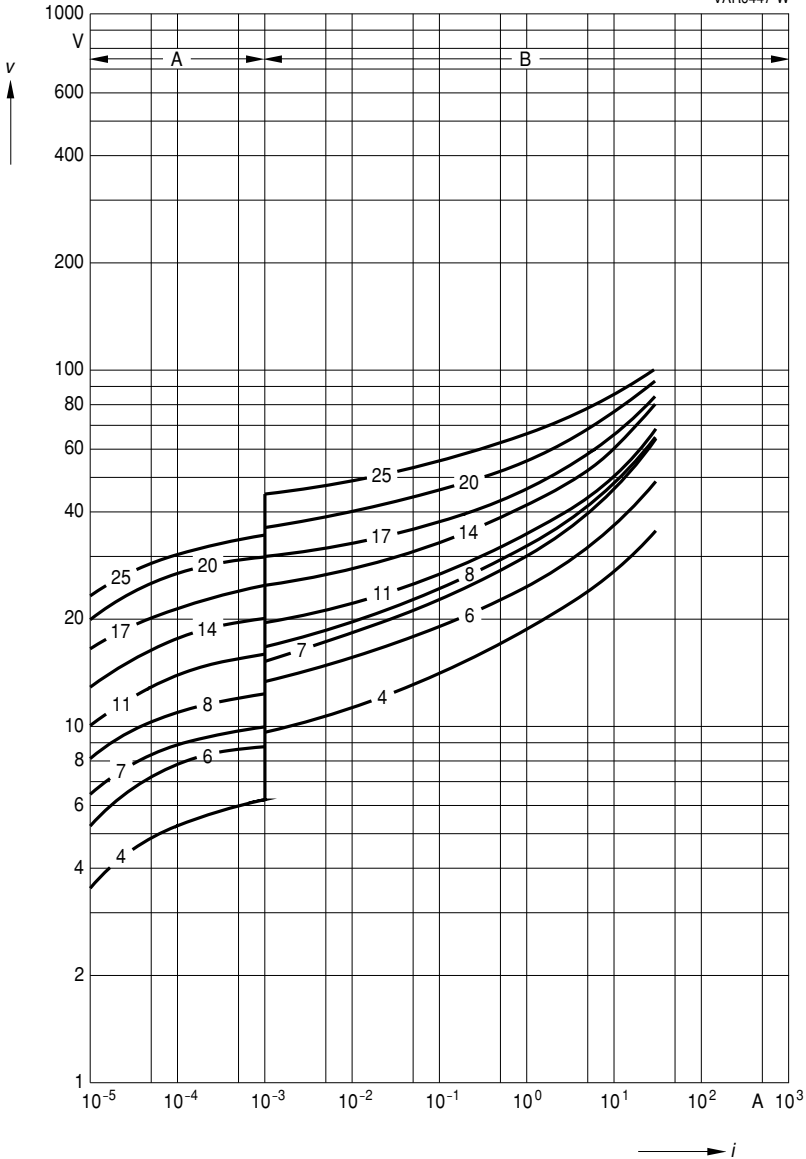
SIOV-CA05P4S17ALCGK2
SIOV-CA04P2S17ALCGK2

SIOV Metal Oxide Varistors
V/I Characteristics

$v = f(i)$ – for explanation of the characteristics refer to section 1.6.3

A = Leakage current
 B = Protection level

{ for worst-case varistor tolerances
 VAR0447-W



SIOV-CT/CN0603M4G ... K25G

SIOV-CT/CN0603K17LCG

SIOV Metal Oxide Varistors

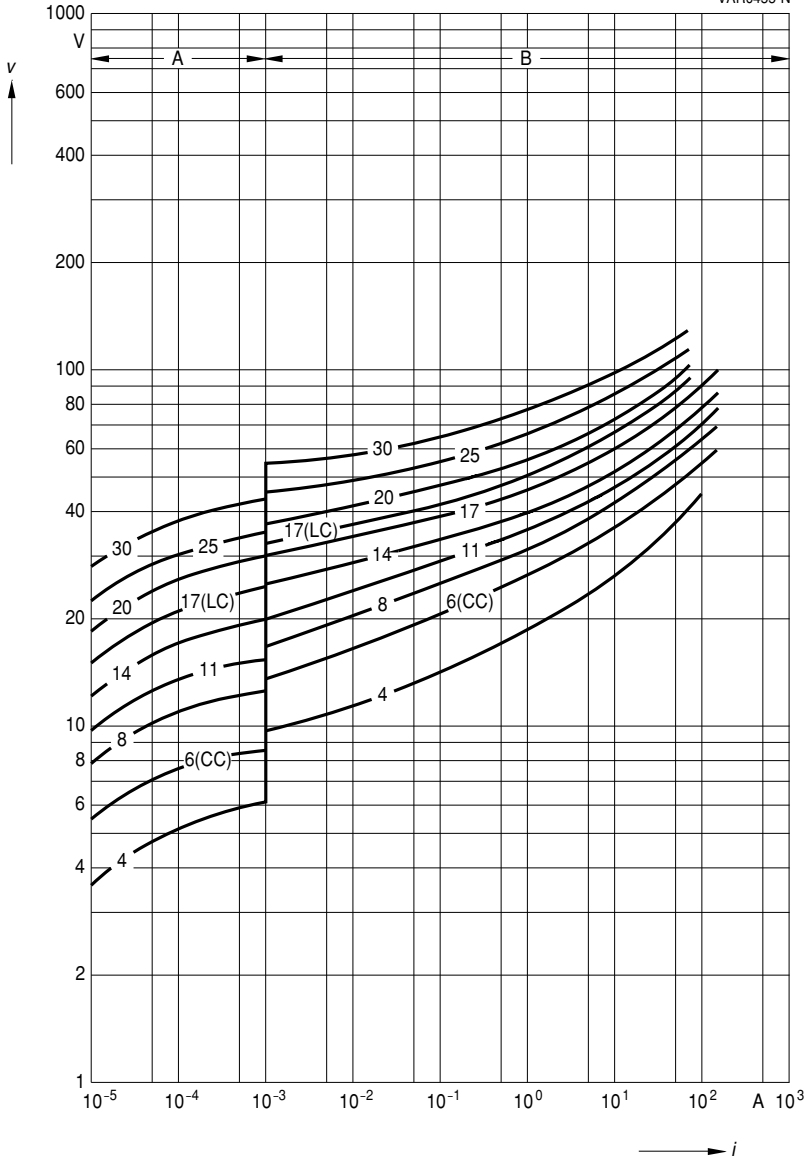
V/I Characteristics

$v = f(i)$ – for explanation of the characteristics refer to section 1.6.3

A = Leakage current
B = Protection level

{ for worst-case varistor tolerances

VAR0455-N



SIOV-CT/CN0805M4G ... K30G

SIOV-CT/CN0805K17LCG

SIOV-CT/CN0805M6CCG

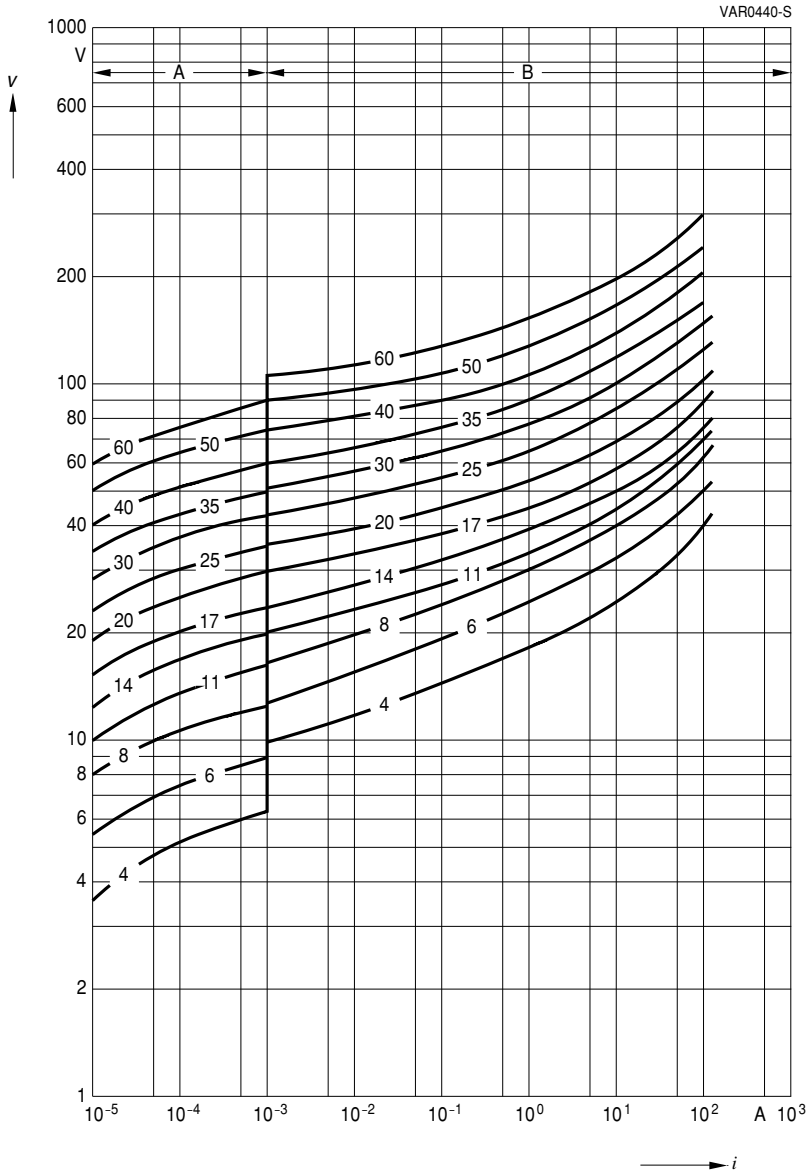
SIOV Metal Oxide Varistors

V/I Characteristics

$v = f(i)$ – for explanation of the characteristics refer to section 1.6.3

A = Leakage current
B = Protection level

{ for worst-case varistor tolerances



SIOV-CT/CN1206M4G ... K60G

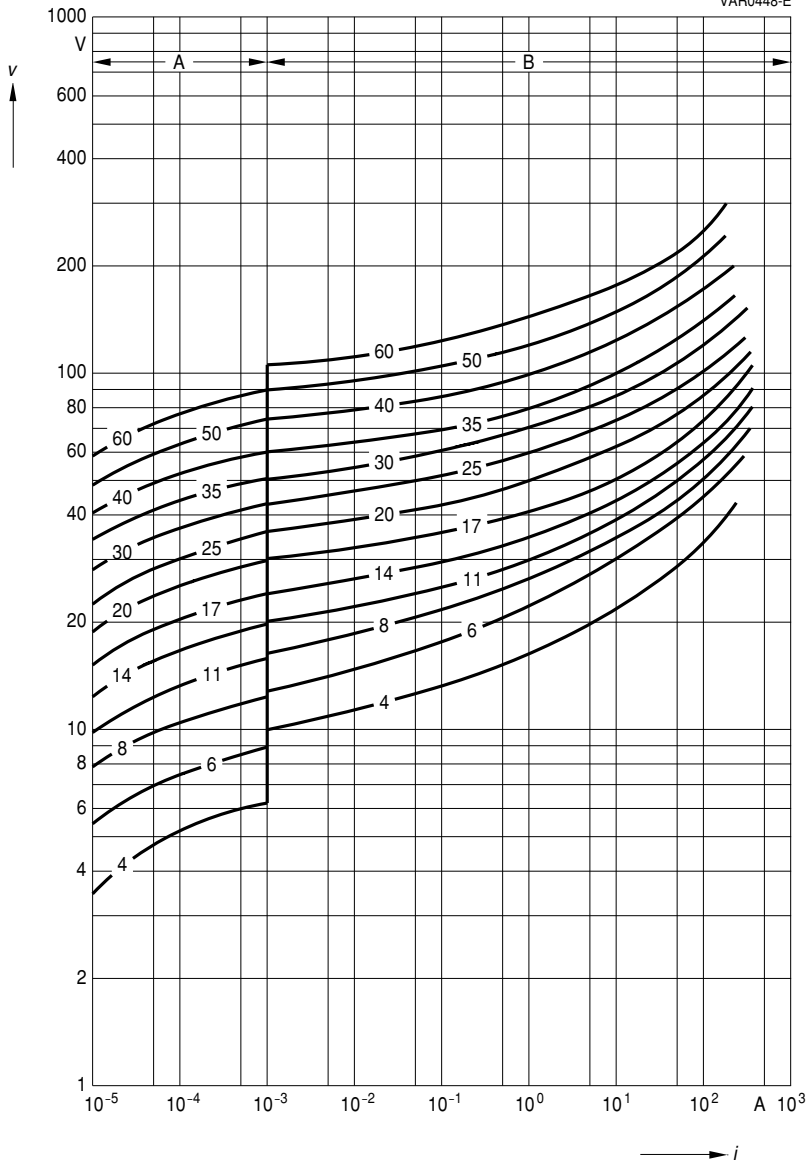
SIOV Metal Oxide Varistors

V// Characteristics

$v = f(i)$ – for explanation of the characteristics refer to section 1.6.3

A = Leakage current
B = Protection level

{ for worst-case varistor tolerances



SIOV-CT/CN1210M4G ... K60G

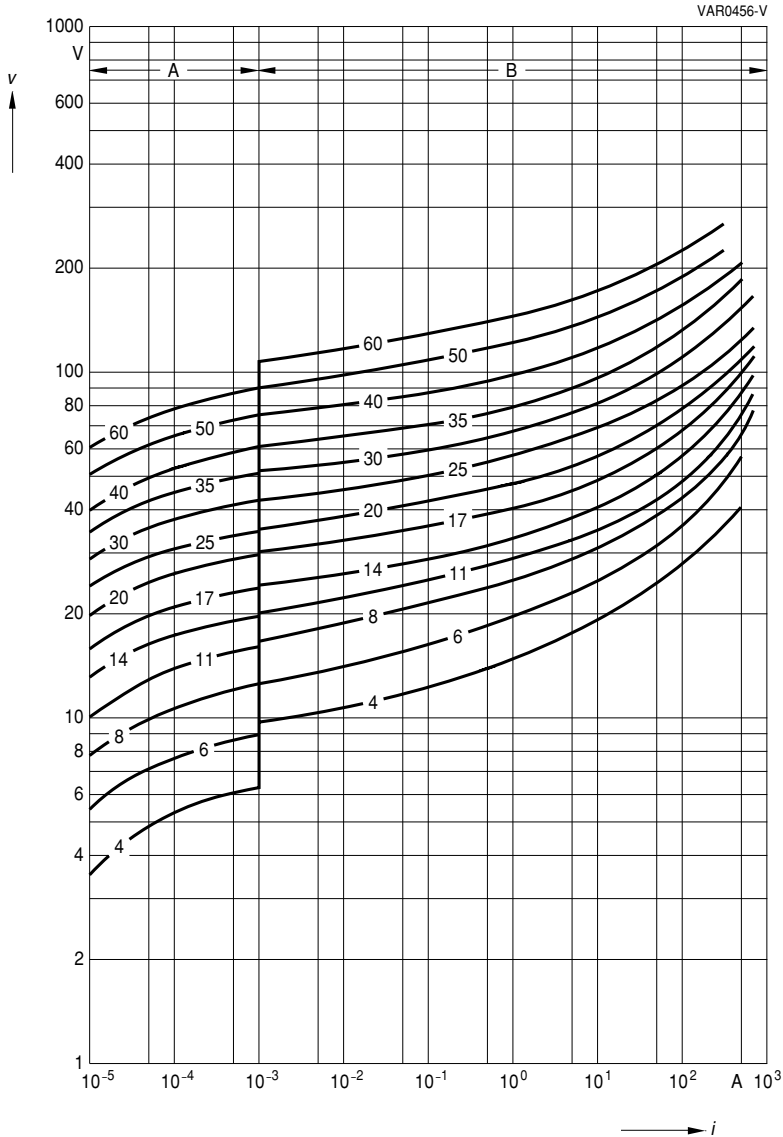
SIOV Metal Oxide Varistors

V// Characteristics

$v = f(i)$ – for explanation of the characteristics
refer to section 1.6.3

A = Leakage current
B = Protection level

for worst-case
varistor tolerances



SIOV-CT/CN1812M4G ... K60G
SHCV-SR1K20M ... X/Z $\hat{=}$ 1812

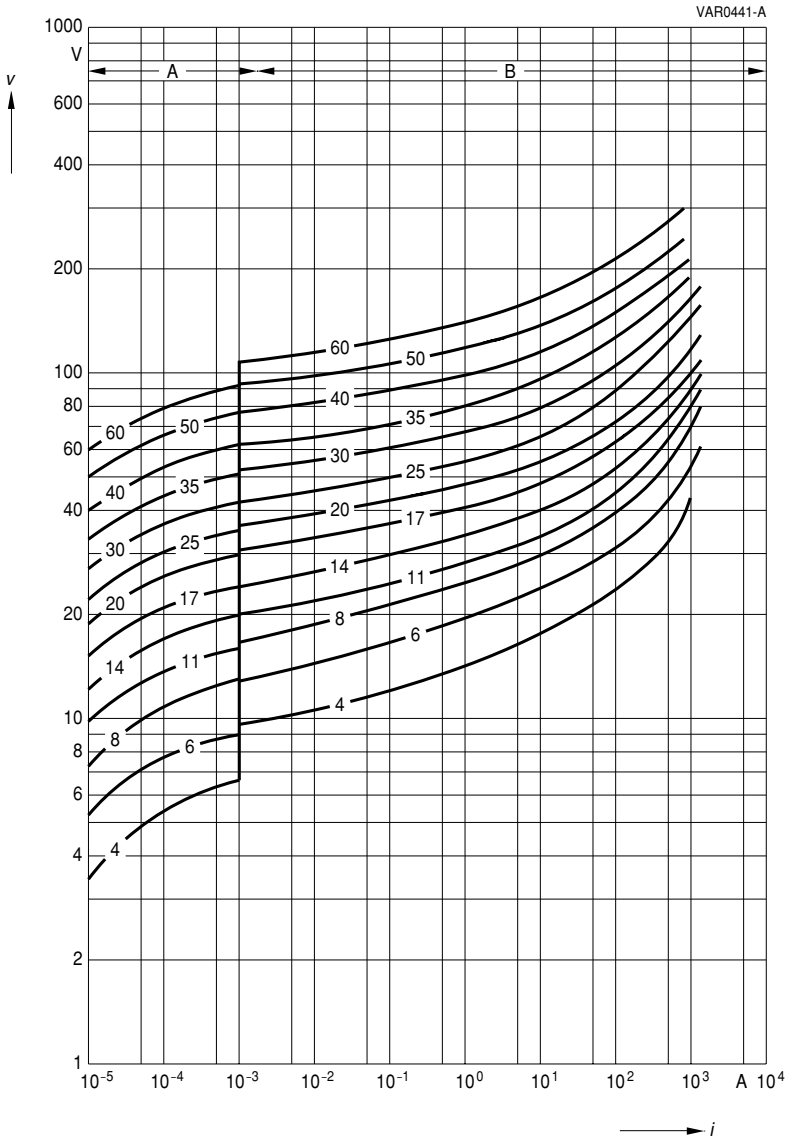
SIOV Metal Oxide Varistors

V/I Characteristics

$v = f(i)$ – for explanation of the characteristics refer to section 1.6.3

A = Leakage current
B = Protection level

{ for worst-case varistor tolerances



SIOV-CT/CN2220M4G ... K60G

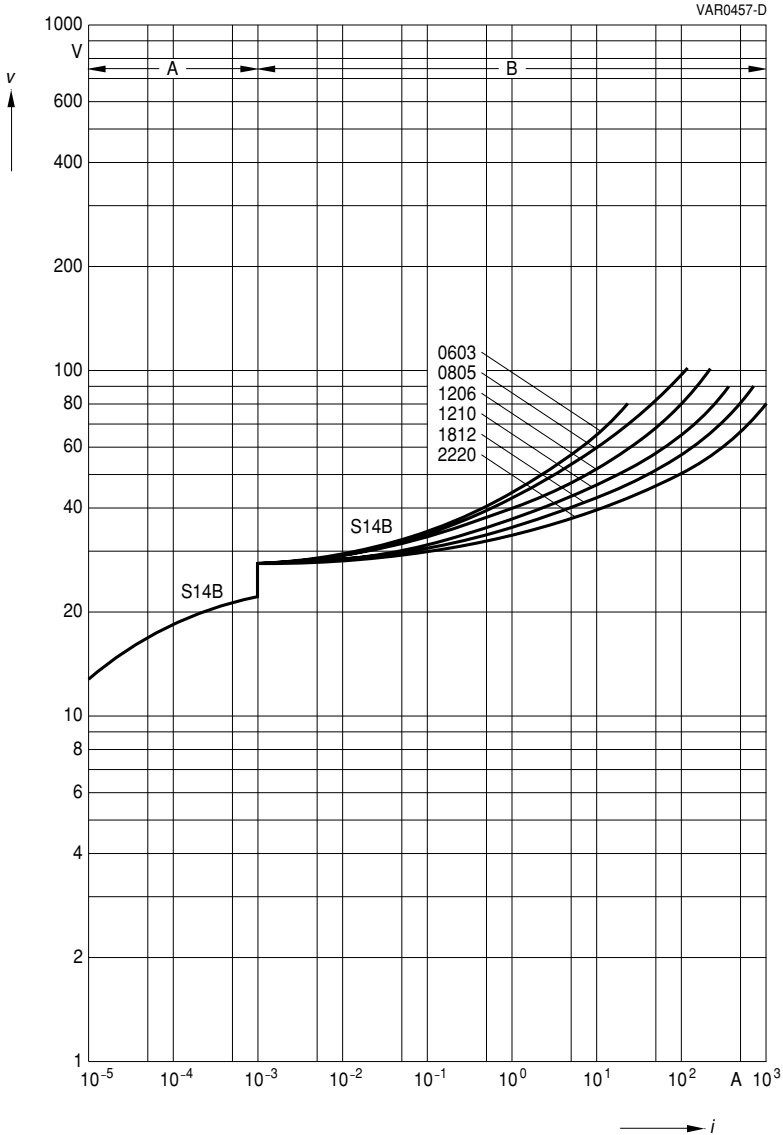
SIOV-CT/CN2220K25G ... K30AUTO(E2)G(2)

SHCV-SR2K20M ... X/Z $\hat{=}$ 2220

SIOV Metal Oxide Varistors
V/I Characteristics

$v = f(i)$ – for explanation of the characteristics refer to section 1.6.3

A = Leakage current
 B = Protection level } for worst-case varistor tolerances



SIOV-CT/CN0603S14BAUTOG ... 2220S14BAUTOG
 SHCV-SR1S14B ... X/Z $\hat{=}$ 1812

SIOV-CN2220S14BAUTOE2G2
 SHCV-SR2S14B ... X/Z $\hat{=}$ 2220

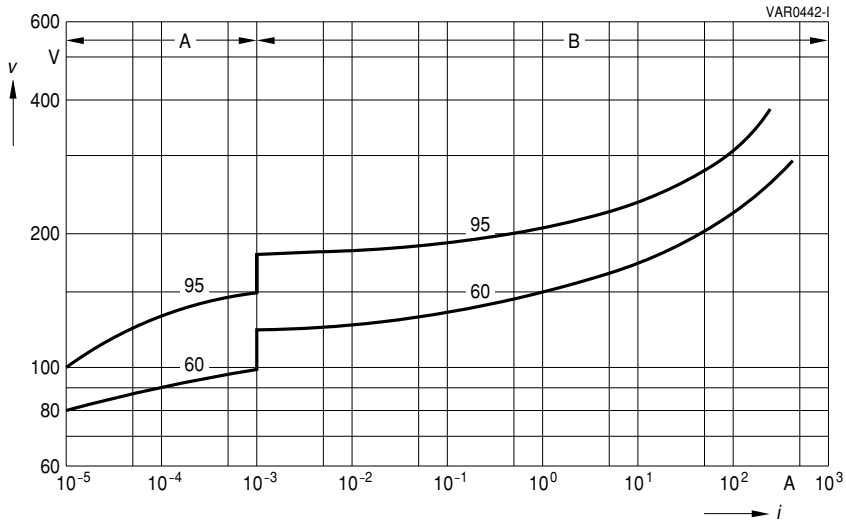
SIOV Metal Oxide Varistors

V/I Characteristics

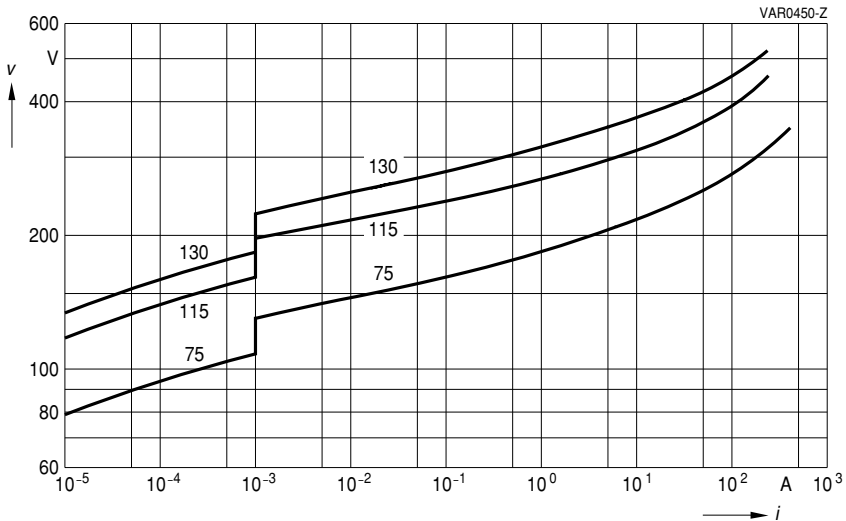
$v = f(i)$ – for explanation of the characteristics refer to section 1.6.3

A = Leakage current
B = Protection level

{ for worst-case varistor tolerances



SIOV-CT/CN1812S60AG2 ... S95AG2



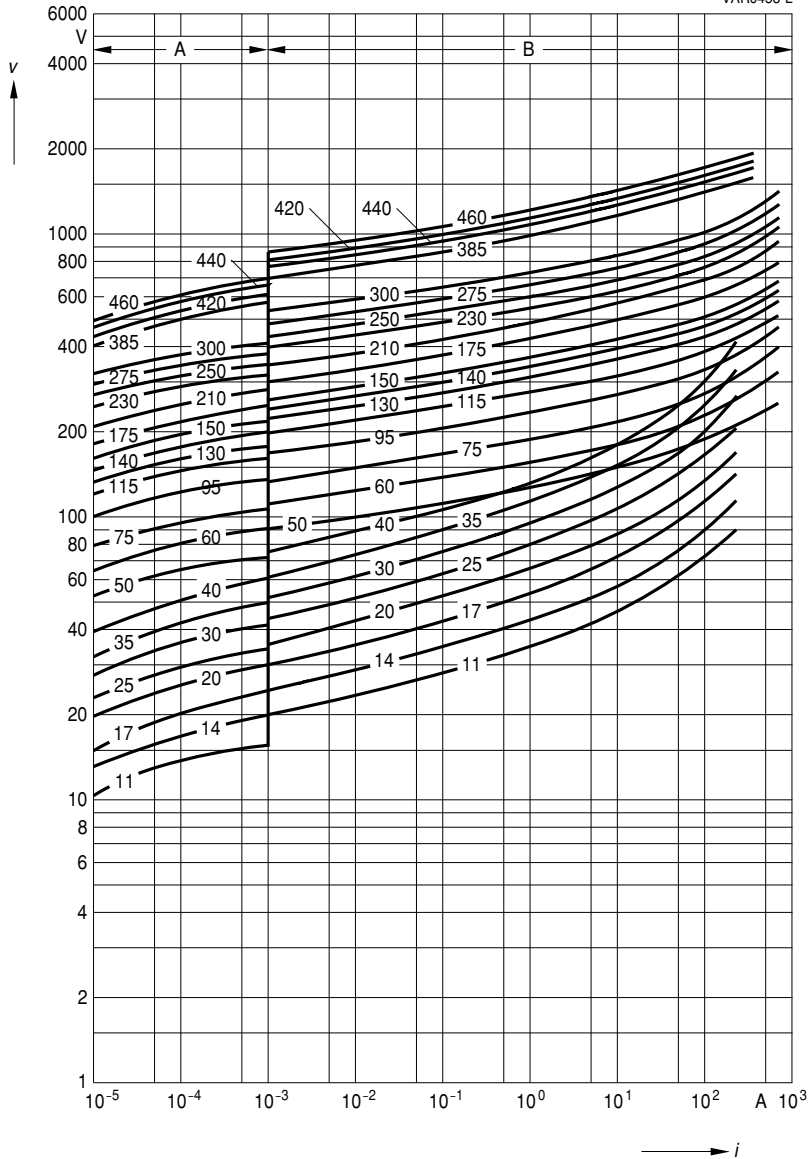
SIOV-CT/CN1812K75G2 ... K130G2

SIOV Metal Oxide Varistors
V// Characteristics

$v = f(i)$ – for explanation of the characteristics refer to section 1.6.3

A = Leakage current
 B = Protection level

{ for worst-case varistor tolerances



SIOV-S05 ... (E2)

SIOV-CU3225 ... (AUTO)G2

SIOV Metal Oxide Varistors

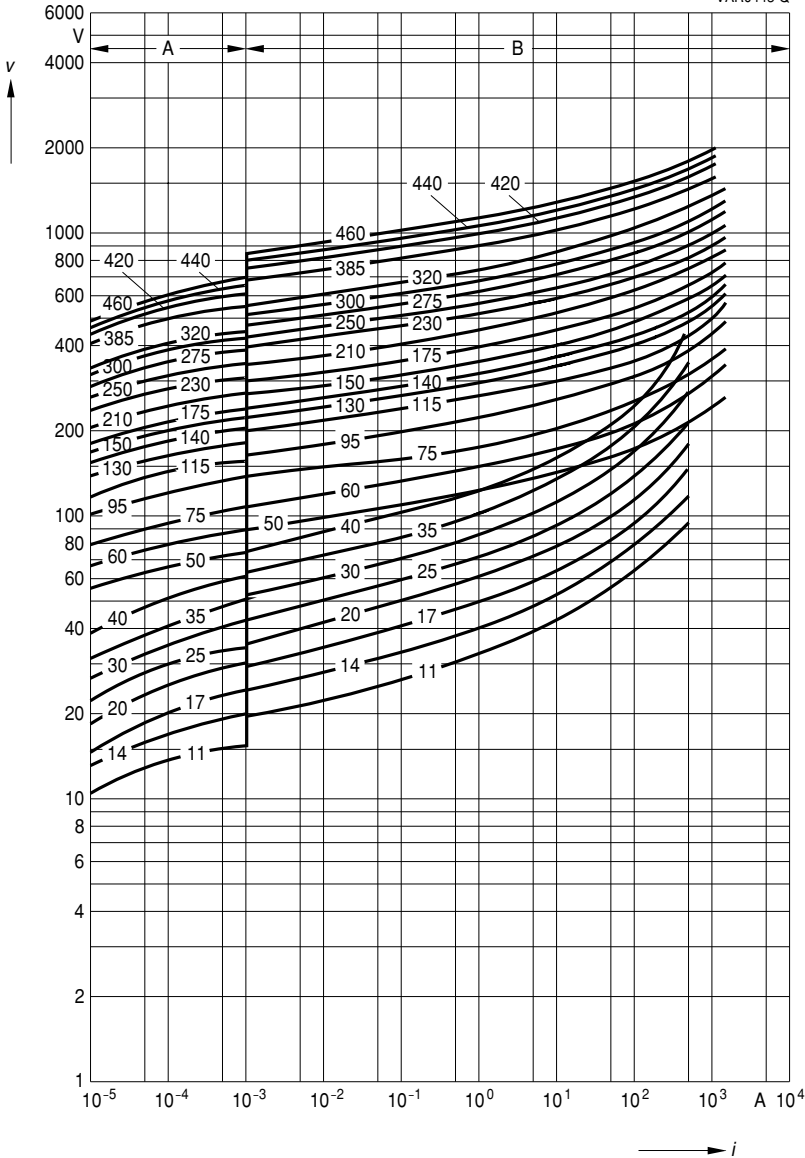
V/I Characteristics

$v = f(i)$ – for explanation of the characteristics refer to section 1.6.3

A = Leakage current
B = Protection level

for worst-case varistor tolerances

VAR0443-Q



SIOV-S07 ... (D1)(E2)

SIOV-CU4032 ... (AUTO)G2

SIOV Metal Oxide Varistors

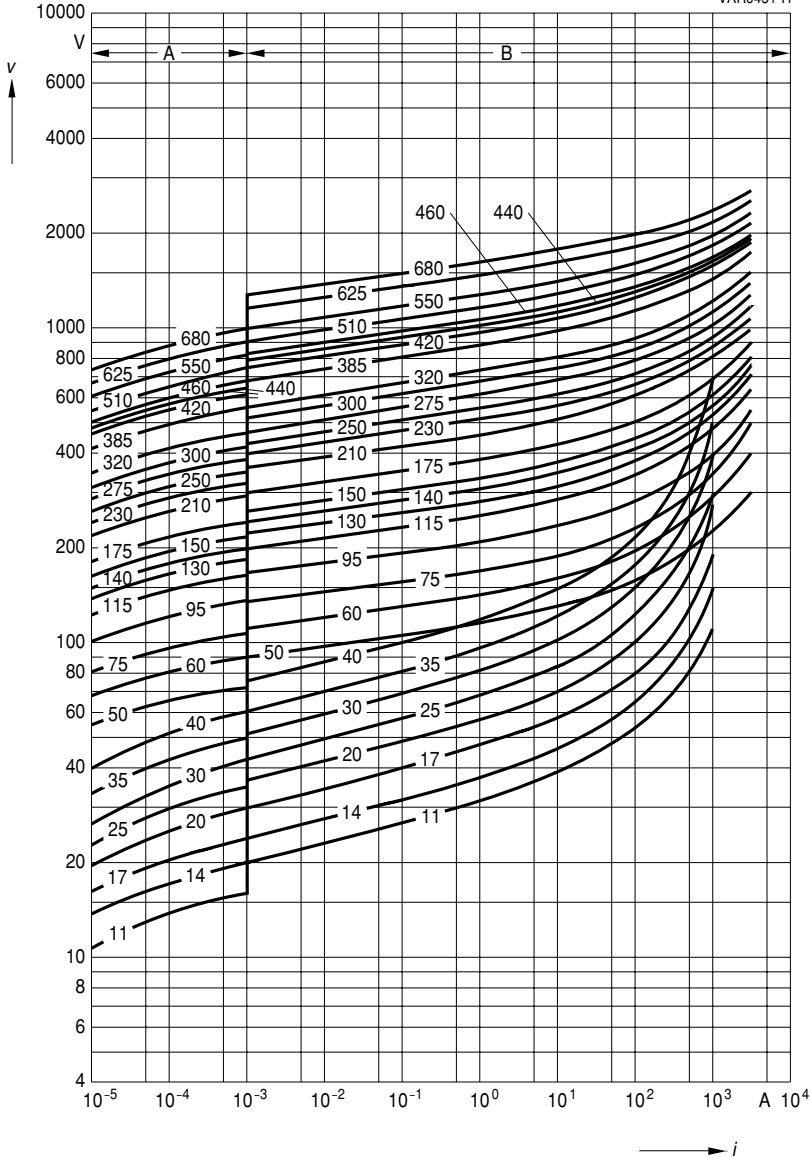
V/I Characteristics

$v = f(i)$ – for explanation of the characteristics refer to section 1.6.3

A = Leakage current
B = Protection level

{ for worst-case varistor tolerances

VAR0451-H



SIOV-S10 ... (AUTO)(D1)(E2)

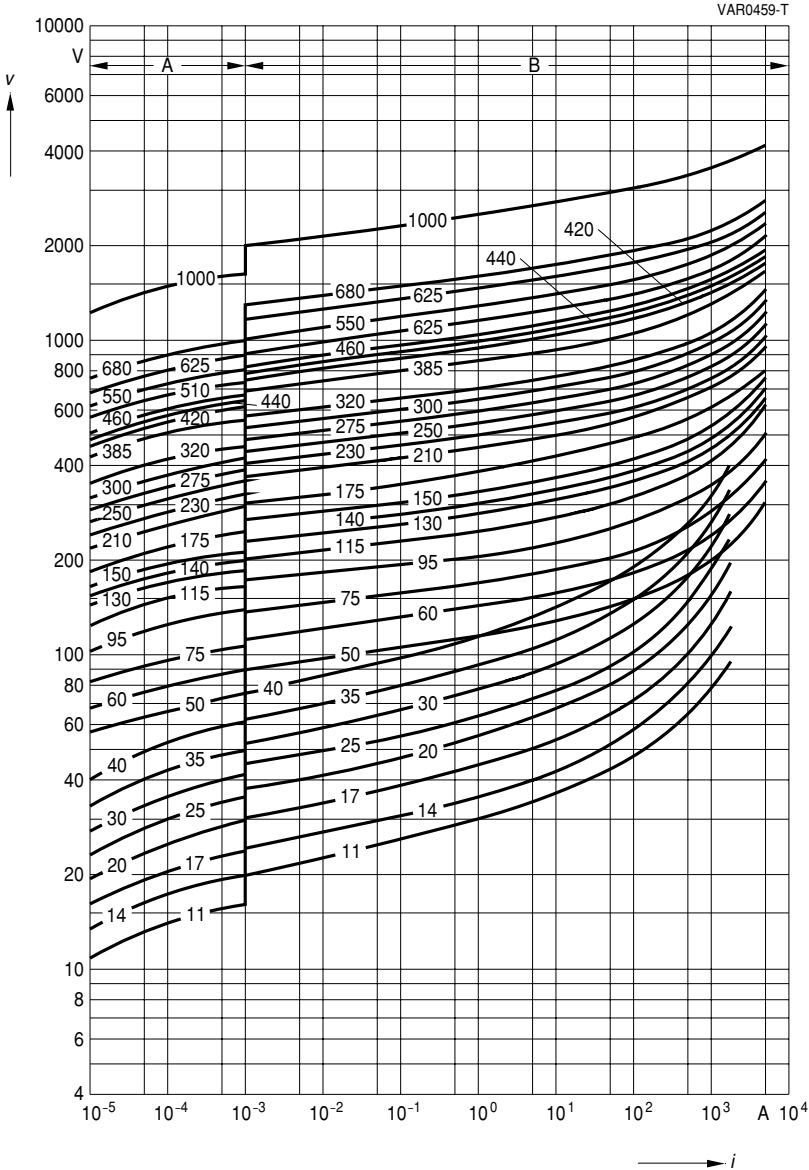
SIOV Metal Oxide Varistors

V/I Characteristics

$v = f(i)$ – for explanation of the characteristics refer to section 1.6.3

A = Leakage current
B = Protection level

for worst-case varistor tolerances



SIOV-S14 ... (AUTO)(D1)(E2)

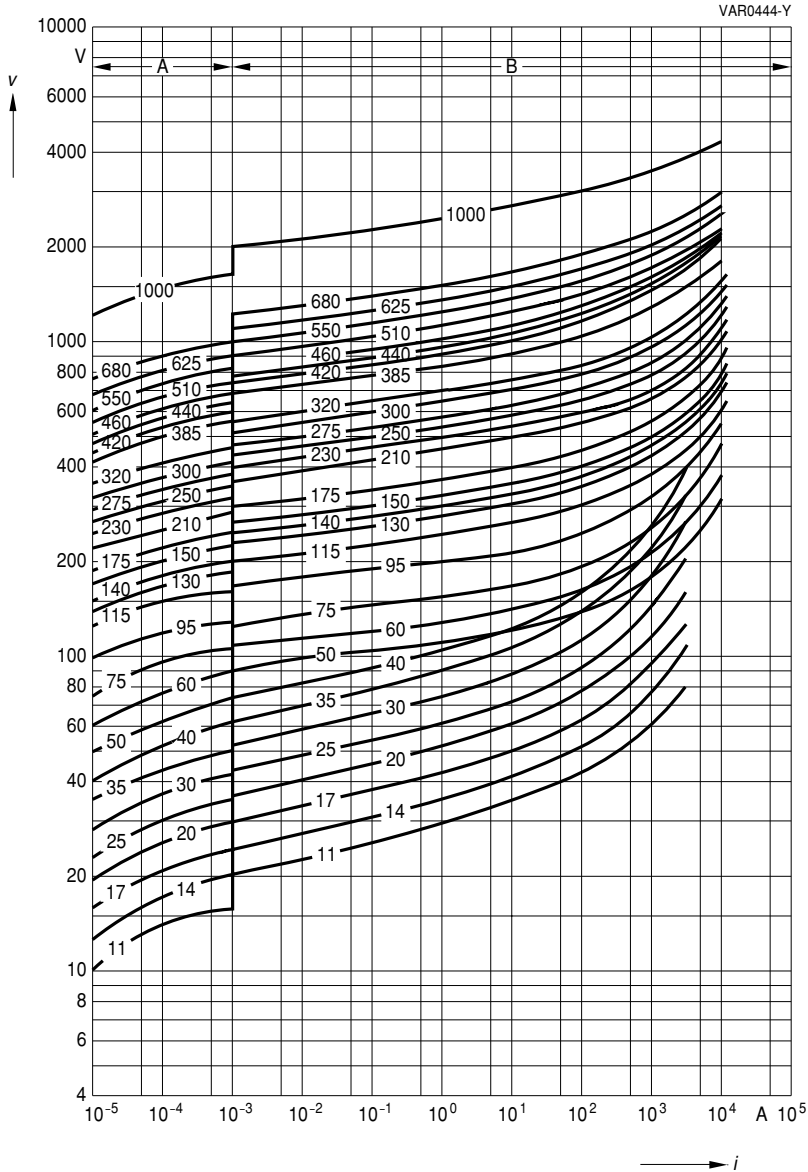
SIOV Metal Oxide Varistors

V// Characteristics

$v = f(i)$ – for explanation of the characteristics refer to section 1.6.3

A = Leakage current
B = Protection level

{ for worst-case varistor tolerances



SIOV-S20 ... (AUTO)(E2)(E3)

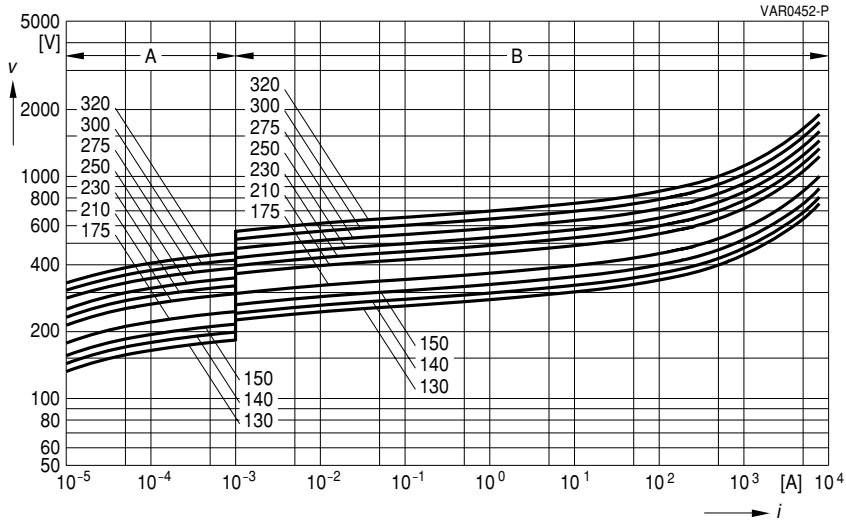
SIOV Metal Oxide Varistors

V/I Characteristics

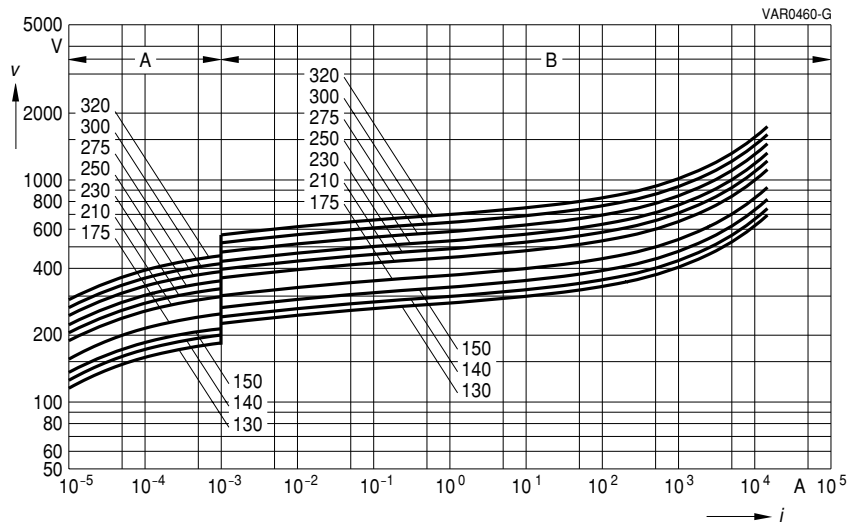
$v = f(i)$ – for explanation of the characteristics
refer to section 1.6.3

A = Leakage current
B = Protection level

{ for worst-case
varistor tolerances



SIOV-Q14



SIOV-Q20

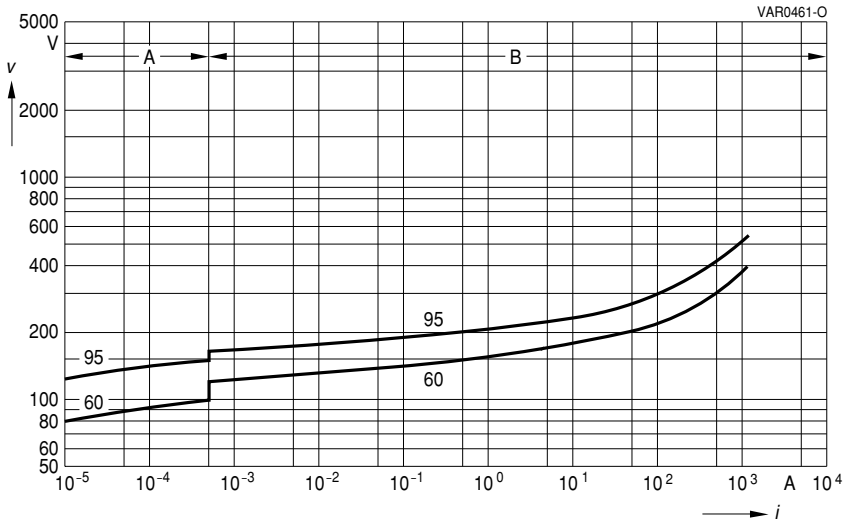
SIOV Metal Oxide Varistors

V/I Characteristics

$v = f(i)$ – for explanation of the characteristics
refer to section 1.6.3

A = Leakage current
B = Protection level

{ for worst-case
varistor tolerances



SIOV-S07S60A ... S95AG2

SIOV-CU4032S60A ... S95AG2

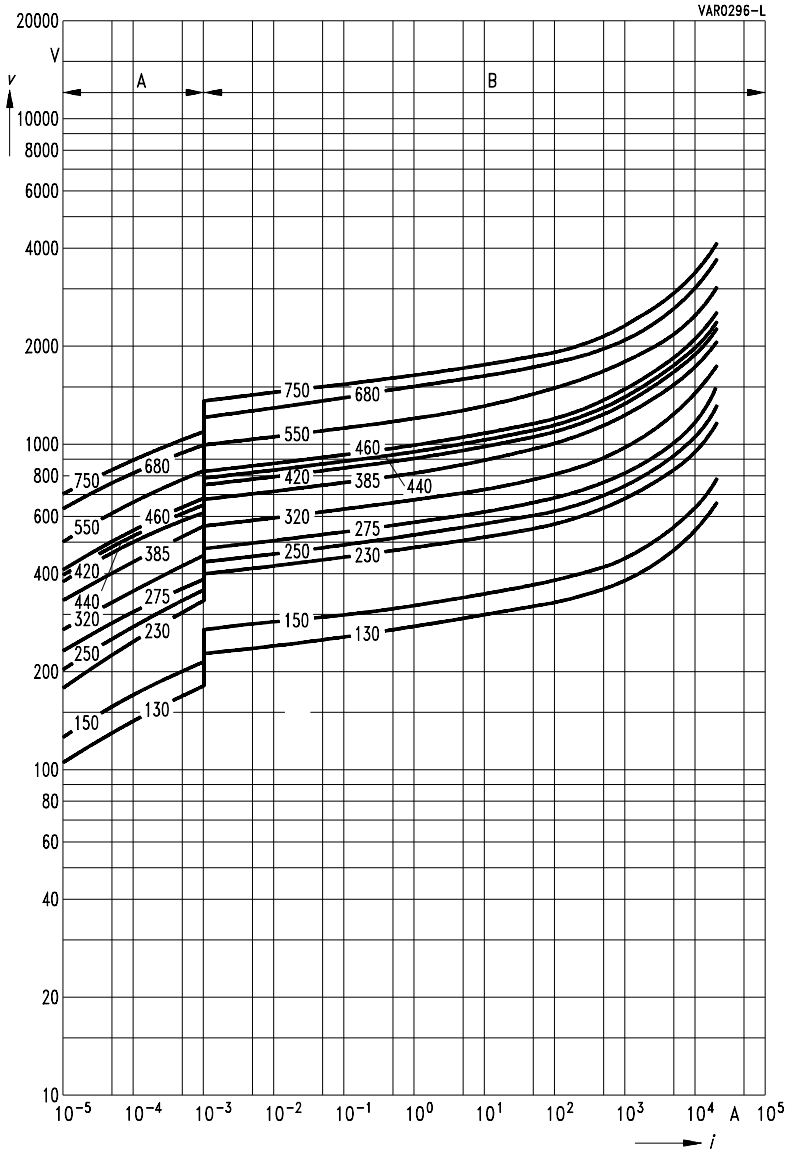
SIOV Metal Oxide Varistors

V/I Characteristics

$v = f(i)$ – for explanation of the characteristics refer to section 1.6.3

A = Leakage current
B = Protection level

{ for worst-case varistor tolerances



SIOV-B32K130 ... K750

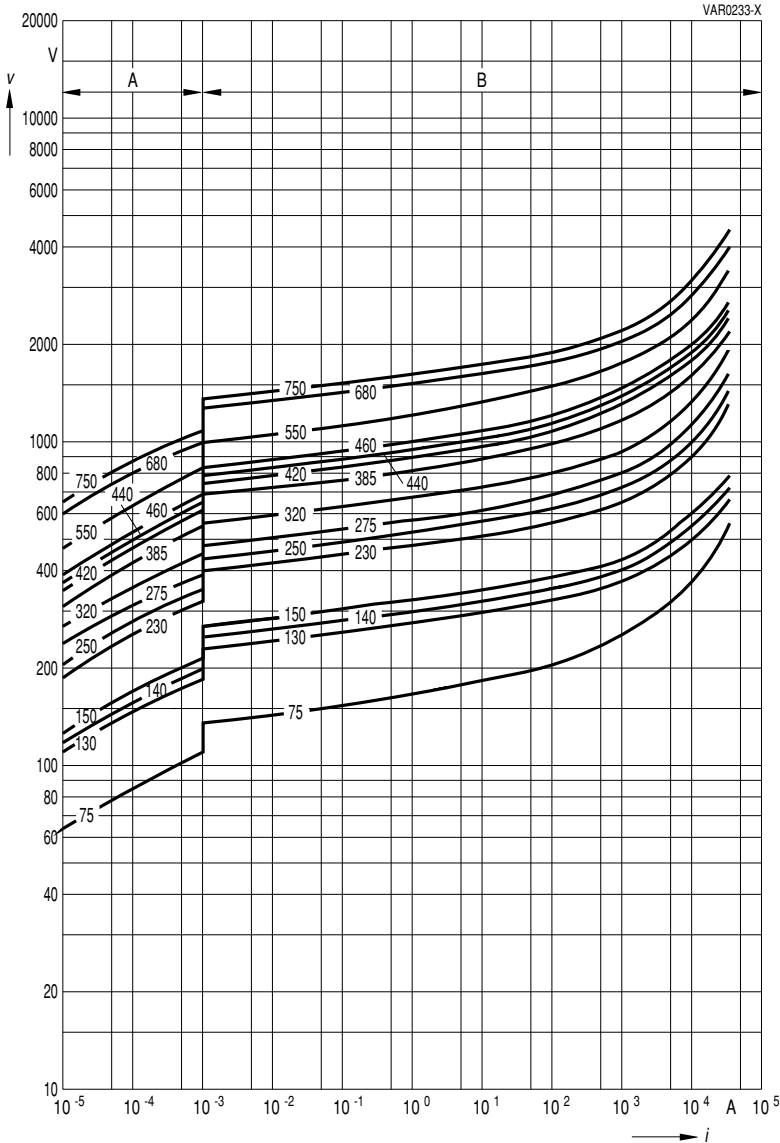
SIOV Metal Oxide Varistors

V// Characteristics

$v = f(i)$ – for explanation of the characteristics refer to section 1.6.3

A = Leakage current
B = Protection level

{ for worst-case varistor tolerances



SIOV-B40K75 ... K750

SIOV-LS40K130QP ... K750QP(K2)

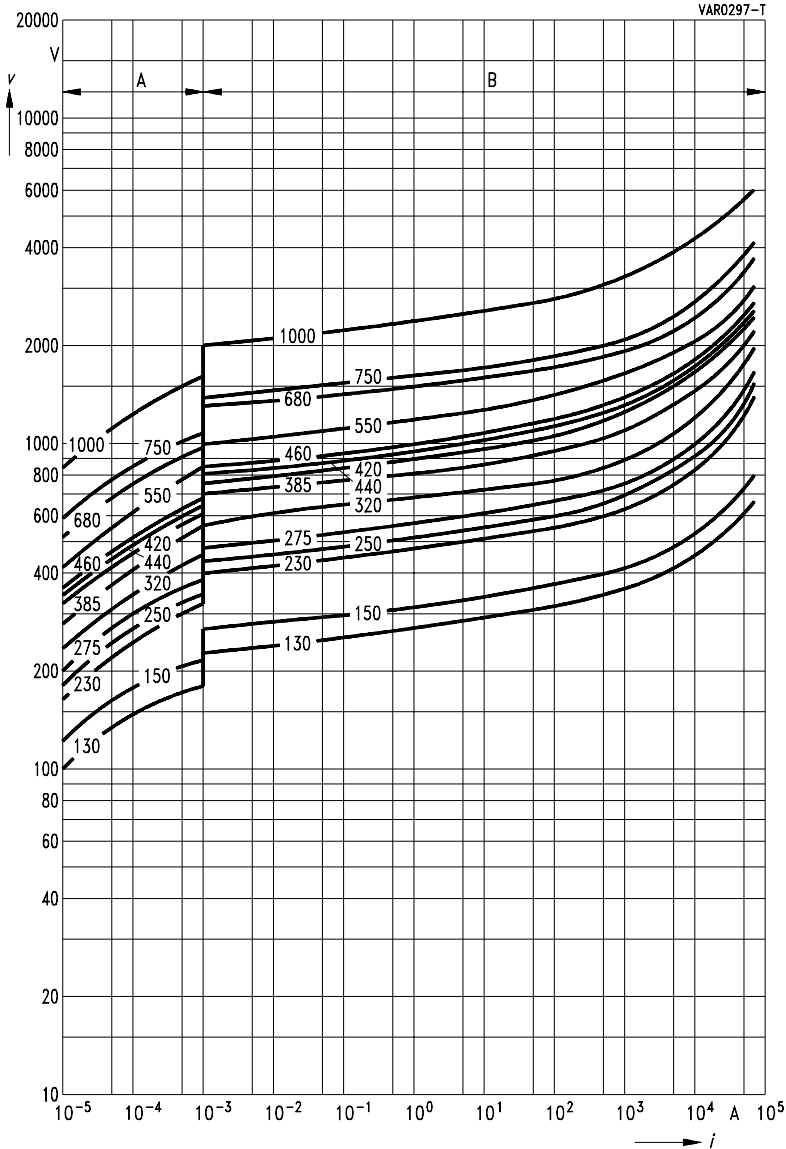
SIOV Metal Oxide Varistors

VII Characteristics

$v = f(i)$ – for explanation of the characteristics refer to section 1.6.3

A = Leakage current
B = Protection level

{ for worst-case varistor tolerances



SIOV-B60K130 ... K1000

SIOV Metal Oxide Varistors

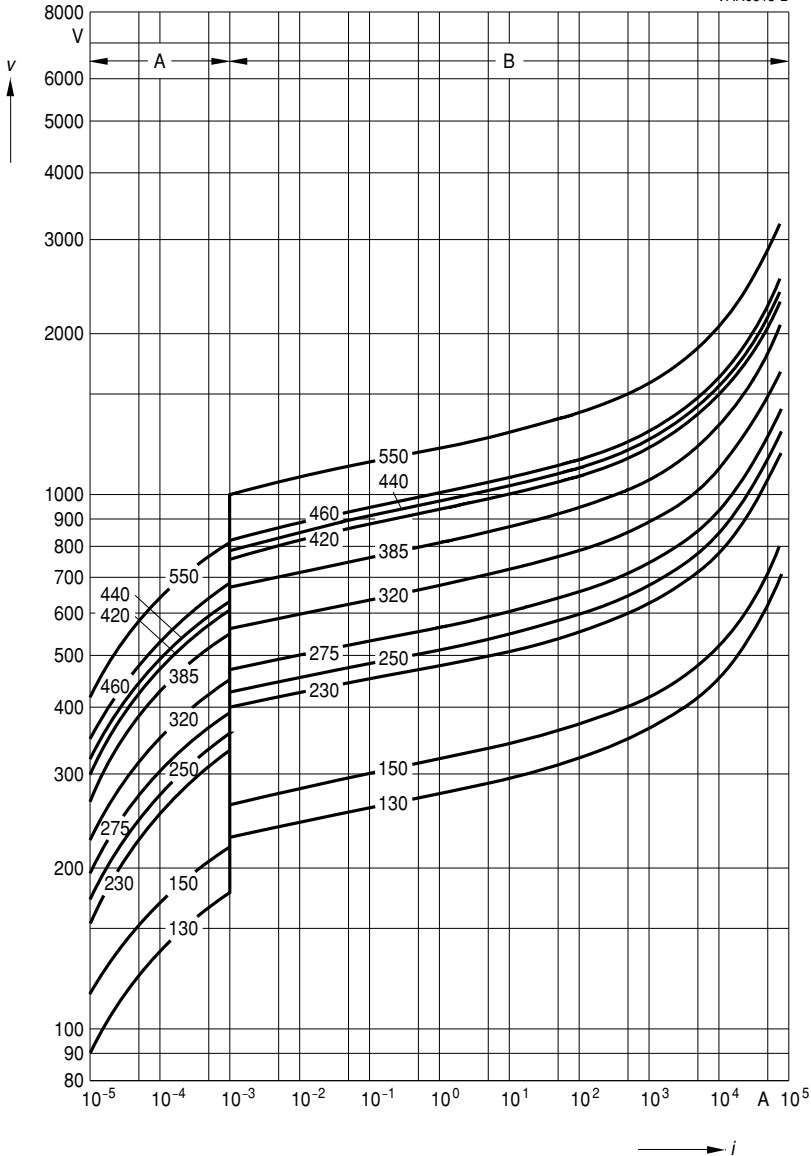
V// Characteristics

$v = f(i)$ – for explanation of the characteristics refer to section 1.6.3

A = Leakage current
B = Protection level

{ for worst-case varistor tolerances

VAR0513-B



SIOV-LS50K130PK2 ... K550PK2

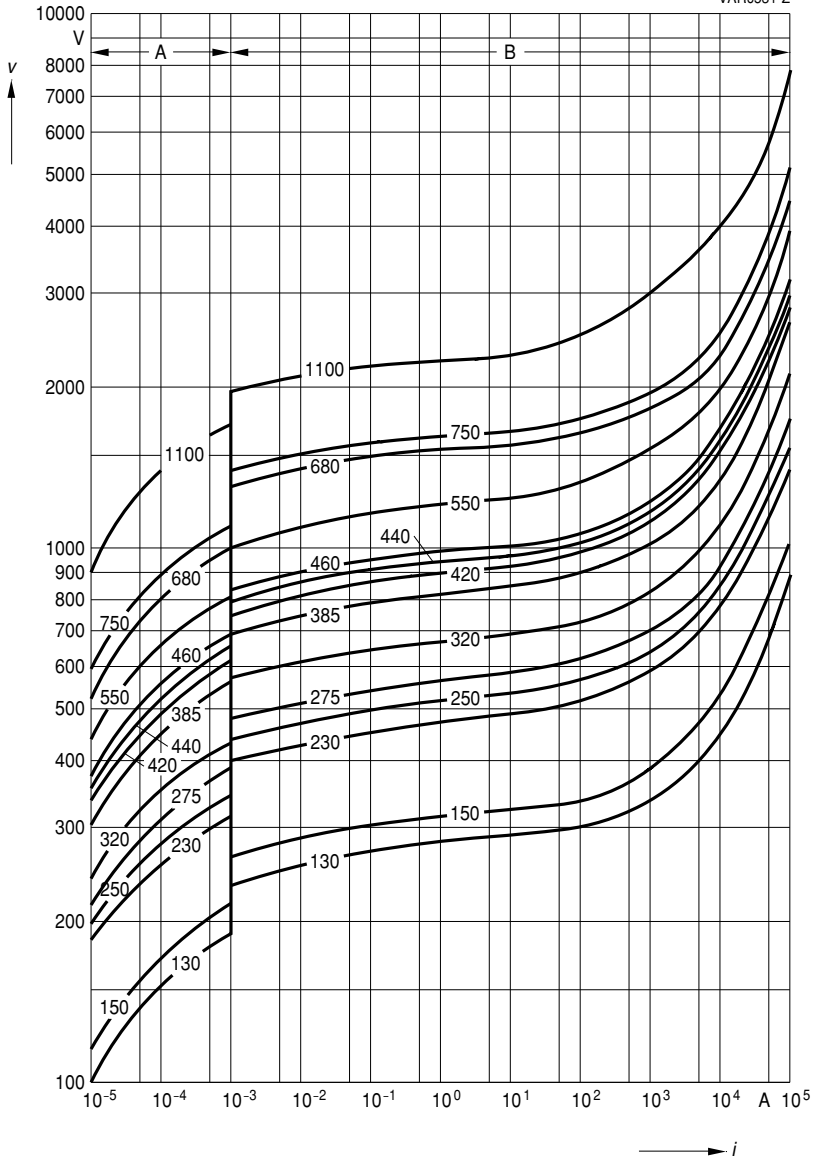
SIOV-LS50K130P ... K550P

SIOV Metal Oxide Varistors
V/I Characteristics

$v = f(i)$ – for explanation of the characteristics refer to section 1.6.3

A = Leakage current
 B = Protection level

{ for worst-case varistor tolerances



SIOV-B80K130 ... K1100

Herausgegeben von EPCOS AG

Marketing Kommunikation, Postfach 80 17 09, 81617 München, DEUTSCHLAND

© EPCOS AG 2000. Alle Rechte vorbehalten. Vervielfältigung, Veröffentlichung, Verbreitung und Verwertung dieser Broschüre und ihres Inhalts ohne ausdrückliche Genehmigung der EPCOS AG nicht gestattet.

Mit den Angaben in dieser Broschüre werden die Bauelemente spezifiziert, keine Eigenschaften zugesichert. Bestellungen unterliegen den vom ZVEI empfohlenen Allgemeinen Lieferbedingungen für Erzeugnisse und Leistungen der Elektroindustrie, soweit nichts anderes vereinbart wird.

Diese Broschüre ersetzt die vorige Ausgabe.

Fragen über Technik, Preise und Liefermöglichkeiten richten Sie bitte an den Ihnen nächstgelegenen Vertrieb der EPCOS AG oder an unsere Vertriebsgesellschaften im Ausland.

Bauelemente können aufgrund technischer Erfordernisse Gefahrstoffe enthalten. Auskünfte darüber bitten wir unter Angabe des betreffenden Typs ebenfalls über die zuständige Vertriebsgesellschaft einzuholen.

Published by EPCOS AG

Marketing Communications, P.O. Box 80 17 09, 81617 Munich, GERMANY

© EPCOS AG 2000. All Rights Reserved. Reproduction, publication and dissemination of this brochure and the information contained therein without EPCOS' prior express consent is prohibited.

The information contained in this brochure describes the type of component and shall not be considered as guaranteed characteristics. Purchase orders are subject to the General Conditions for the Supply of Products and Services of the Electrical and Electronics Industry recommended by the ZVEI (German Electrical and Electronic Manufacturers' Association), unless otherwise agreed.

This brochure replaces the previous edition.

For questions on technology, prices and delivery please contact the Sales Offices of EPCOS AG or the international Representatives.

Due to technical requirements components may contain dangerous substances. For information on the type in question please also contact one of our Sales Offices.