

Home > 5988940302F

Part Number: **5988940302F**




### General Description


Lamp Type	Tri-Color
Lens Color	Non-Diffused
Compliance	EIA-481-1
Series	598
Configuration	1210(3.2MM X 2.7MM X 0.7MM)
Description	SMD LED 1210 PACKAGE, TRI-COLOR
Package Options	Sample Strip

### Absolute Maximum Ratings (Ta = 25°)

Forward Current mA	20mA
Reverse Current	10 $\mu$ A@ Vr = 5V
Forward Current Pulsed	100mA
Derating	from 80° = .75mA/°C
Solder Temperature	260° for 10 sec
Operating Temperature	-40~ +100
Storage Temperature	-40~ +100
ESD	2000

### Operating Characteristics

			
Color	Yellow	Green	Blue
LED Type	AlInGaP	InGaN	InGaN
Luminous Intensity Min	90	150	60
Luminous Intensity Typical	110	220	90
Luminous Intensity Max	150	300	140
Forward Voltage Min	1.8	2.8	2.8
Dominant Wavelength Min	587nm	520nm	465nm
Dominant Wavelength Typical	590nm	525nm	470nm
Dominant Wavelength Max	592nm	530nm	475nm



This is a  
RoHS Compliant Product  
[To learn more click here](#)

Power Dissipation Max

44mW

70mW

70mW



# Dialight

## Micro LED® SMD LED

### “598 SERIES” 1210 PACKAGE

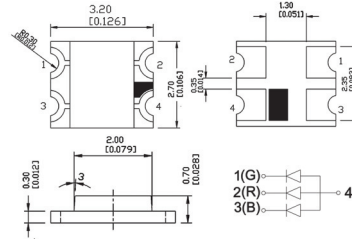
(3.2mm X 2.7mm X 0.7mm) Tri-Color



### FEATURES / BENEFITS

- ▲ Compatible with automatic placement equipment
- ▲ RoHS compliant
- ▲ Packaged in 8mm tape, 7" reel and 20 per strip
- ▲ Meets EIA-481-1 pkg. std.

#### Package Outline Drawing:



Notes 1. All dimensions are in mm [inches];  
2. Tolerances are  $\pm 0.1\text{mm}$  [0.004inch] unless noted.

### ORDERING INFORMATION

5 9 8 - 8 6 1 0 - 3 0 7 F

Packaging Option

2	20 pieces on tape
7	7" reel 3000pcs / reel

### PART NUMBERS

Dialight P/N	EMITTED COLOR	MATERIAL	LENS COLOR	LUMINOUS INTENSITY			DOMINANT WAVELENGTH			FORWARD VOLTAGE			VIEWING ANGLE ° DEGREES	PINOUT
				MIN	TYP	MAX	MIN	TYP	MAX	MIN	TYP	MAX		
598-8610-307F	RED	AlInGaP	Water Clear	40	60	80	630	635	645	1.9	2	2.2	140	SEE EXAMPLE
	GREEN	InGaN	Water Clear	90	120	220	520	525	530	2.8	3.2	3.5	140	
	BLUE	InGaN	Water Clear	60	90	140	465	470	475	2.8	3.2	3.5	140	
598-8920-307F	RED-ORANGE	AlInGaP	Water Clear	90	120	150	620	625	630	1.9	2	2.2	140	
	GREEN	InGaN	Water Clear	90	150	220	520	525	530	3	3.2	3.5	140	
	BLUE	InGaN	Water Clear	30	60	90	465	470	475	3	3.2	3.5	140	
598-9920-307F	RED-ORANGE	AlInGaP	Diffused	40	60	80	620	625	630	1.8	2.2	2.4	140	
	GREEN	InGaN	Diffused	80	100	150	520	525	530	3	3.2	3.5	140	
	BLUE	InGaN	Diffused	30	40	60	465	470	475	3	3.2	3.5	140	
598-8930-307F	ORANGE	AlInGaP	Water Clear	70	120	150	600	605	610	1.8	2.2	2.4	140	
	GREEN	InGaN	Water Clear	150	220	300	520	525	530	2.8	3.2	3.5	140	
	BLUE	InGaN	Water Clear	60	90	140	465	470	475	2.8	3.2	3.5	140	
598-8940-307F	YELLOW	AlInGaP	Water Clear	90	110	150	587	590	592	1.8	2.2	2.4	140	
	GREEN	InGaN	Water Clear	150	220	300	520	525	530	2.8	3.2	3.5	140	
	BLUE	InGaN	Water Clear	60	90	140	465	470	475	2.8	3.2	3.5	140	

### ABSOLUTE RATINGS (@ Ta = 25°C)

Dialight P/N	Power Dissipation	Forward Current	Reverse Voltage	Operating Temperature Range	Storage Temperature Range	Peak Pulse Forward Current	Electrostatic Discharge
	(mW)	(mA)	(V)	(°C)	(°C)	(mA)	(HBM)
598-8610-307F	44	20	5	-40~+100	-40~+100	100	2000
	70	20	5	-40~+100	-40~+100	100	2000
	70	20	5	-40~+100	-40~+100	100	2000
598-8920-307F	44	20	5	-40~+100	-40~+100	100	2000
	70	20	5	-40~+100	-40~+100	100	2000
	70	20	5	-40~+100	-40~+100	100	2000
598-9920-307F	44	20	5	-40~+100	-40~+100	100	2000
	70	20	5	-40~+100	-40~+100	100	2000
	70	20	5	-40~+100	-40~+100	100	2000
598-8930-307F	48	20	5	-40~+100	-40~+100	100	2000
	70	20	5	-40~+100	-40~+100	100	2000
	70	20	5	-40~+100	-40~+100	100	2000
598-8940-307F	48	20	5	-40~+100	-40~+100	100	2000
	70	20	5	-40~+100	-40~+100	100	2000
	70	20	5	-40~+100	-40~+100	100	2000



A4703

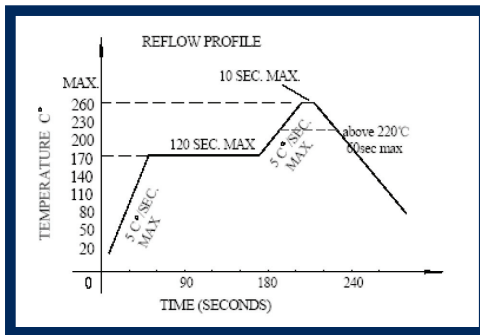
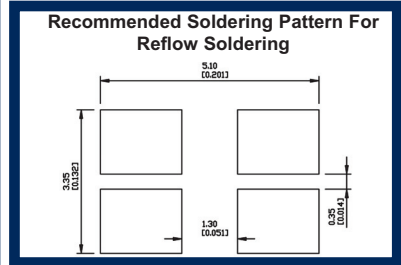
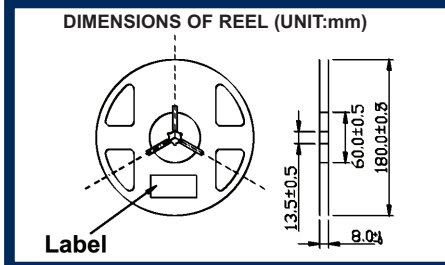
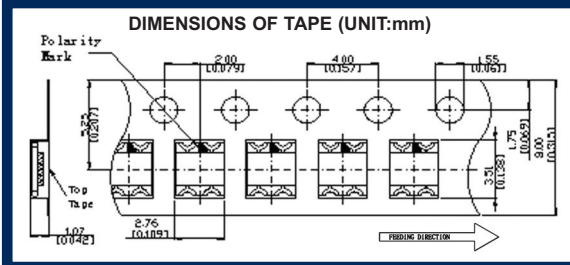


ISO 9001



Dialight Corporation

### MECHANICAL DIMENSIONS

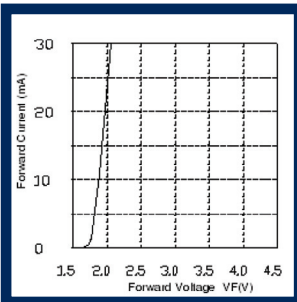


	REFLOW SOLDERING	HAND SOLDERING
Pre-heat	160~180°C	Temperature 300°C Max.
Pre-heat time	120 seconds Max.	
Peak temperature	260°C Max.	Soldering time 3 second Max (one time only)
Soldering time	10 seconds Max.	
Condition	Refer to temperature -profile	

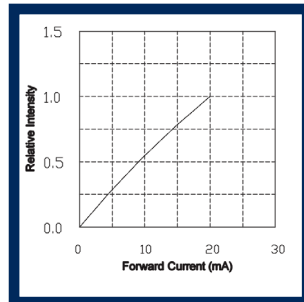
### OPTICAL AND ELECTRICAL CHARACTERISTICS CURVES

RED 630-642NM, RED-ORANGE 620-630NM, ORANGE 600-610NM, YELLOW 590-595NM, YELLOW 583-590NM, YELLOW GREEN 570-575NM, GREEN 562-570NM

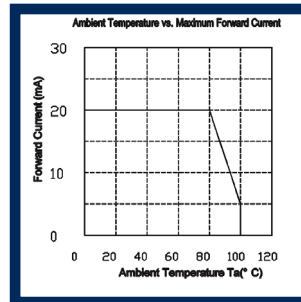
FORWARD VOLTAGE VS FORWARD CURRENT (Ta=25°C)



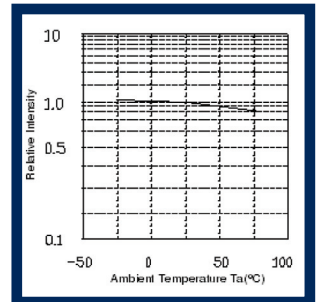
RELATIVE INTENSITY VS FORWARD CURRENT (Ta=25°C)



DERATING

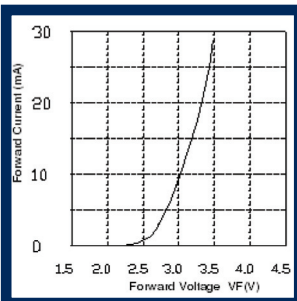


RELATIVE INTENSITY VS AMBIENT TEMPERATURE

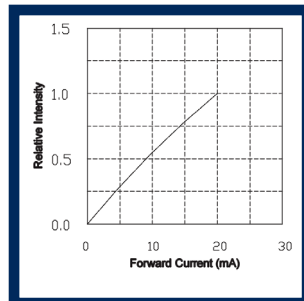


GREEN 520-525NM, BLUE 470-475NM

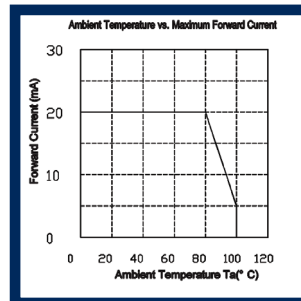
FORWARD VOLTAGE VS FORWARD CURRENT (Ta=25°C)



RELATIVE INTENSITY VS FORWARD CURRENT (Ta=25°C)



DERATING



RELATIVE INTENSITY VS AMBIENT TEMPERATURE

