

◆ Home > 5973311407F

Part Number: **5973311407F**


General Description

Series	597
Configuration	1206 Package
Description	SMD LED 1206 G 7" Reel
Package Options	Tape and Reel
Lamp Type	Single Color
LED Type	GaP
Lens Color	Non-Diffused

Absolute Maximum Ratings (Ta = 25°)

Forward Current mA	30mA
Reverse Current	100 @ Vr =4V
Forward Current Pulsed	70mA
Derating	from 25° @ .42mA/°C
Solder Temperature	260° for 5 sec
Operating Temperature	-30~+85
Storage Temperature	-40~+100

Operating Characteristics

Color	 Green
Luminous Intensity Min	6
Luminous Intensity Typical	12
Luminous Intensity Max	18
Test Current mA	20mA
Dominant Wavelength Typical	567nm
Power Dissipation Max	75mW



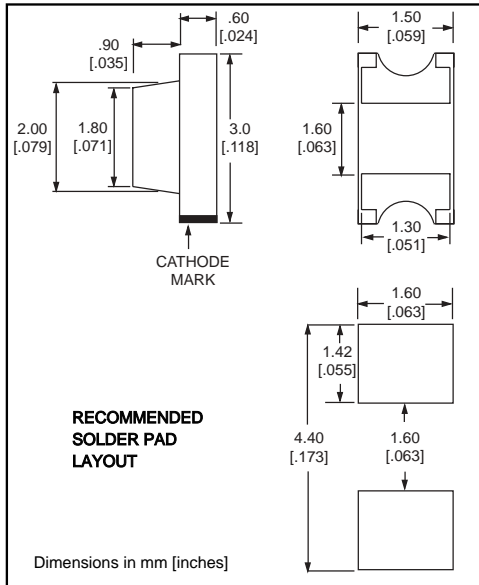
This is a
RoHS Compliant Product
[To learn more click here](#)



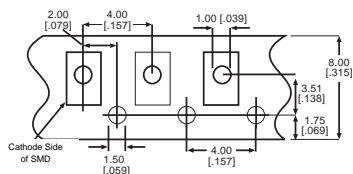
Surface Mount LED 1206 Type Package



597-3xx1-4xx



TAPING SPECIFICATIONS (rear side of tape)



Features

- Compatible with automatic placement equipment
- Compatible with infrared reflow processes
- Packaged on 8mm tape, 7" reels (meets EIA-481-1 standard)
- Helps to eliminate mixed technology PC board processing
- Compatible with Dialight's Optopipe™ Series light pipes

PART NO.*

COLOR

597-3111-4xx	AlGaAs Red
597-3201-4xx	Orange
597-3311-4xx	Green
597-3401-4xx	Yellow

*ORDERING INFORMATION

597-3xx1-4xx

packaging option →

02	20 pieces on tape
07	7" reel, 2500 pcs/reel

ABSOLUTE MAXIMUM RATINGS (T_A=25°C)

	AlGaAs Red -3111	Orange -3201	Green -3311	Yellow -3401
Power Dissipation (mW)	60	75	75	75
Forward Current (mA)	30	30	30	30
Derating (mA/°C)	.42	.42	.42	.42
Peak Current (mA) <i>Pulse width = 1 μs</i>	70	70	70	70
Operating Temperature (°C)	-30/+85	-30/+85	-30/+85	-30/+85
Storage Temperature (°C)	-30/+90	-40/+100	-30/+90	-30/+90
Soldering Profile	240°C peak 5 seconds			

Solder Adherence per MIL-STD-202E, Method 208C

OPERATING CHARACTERISTICS (T_A=25°C)

		AlGaAs Red -3111	Orange -3201	Green -3311	Yellow -3401
Luminous Intensity (mcd) I _F =20mA	Min.	6	5	3	3
	Typical	17	9	7.5	6
Peak Wavelength (nm) λ _{Peak}	Typical	660	605	560	580
Viewing Angle (2θ ½)	Typical	70°	70°	70°	70°
Forward Voltage (V) I _F =20mA	Typical	1.7	2.2	2.1	2.2
	Max.	2	2.5	2.5	2.5
Reverse Voltage (V), I _R =100μA	Min.	4	4	4	4

θ ½ is the off axis angle at which the luminous intensity is half the axial luminous intensity