




592 SERIES

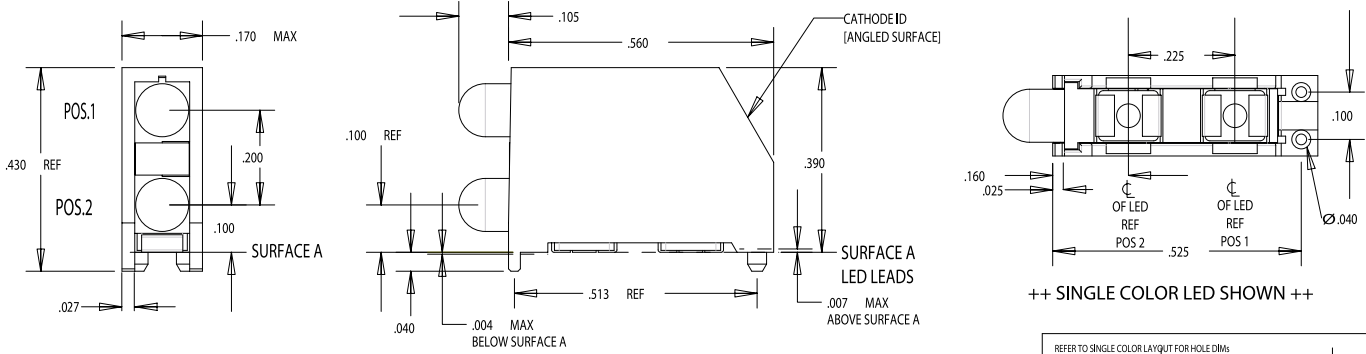
3mm Bi-level Prism® CBI® Surface Mount LED BI-COLOR



FEATURES / BENEFITS

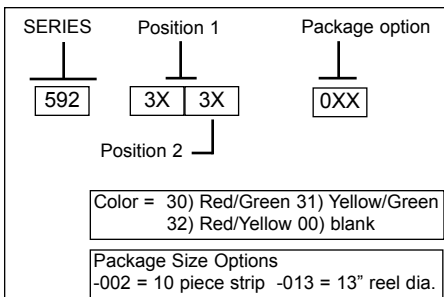
- ▲ Available as a Lead (Pb) Free product - RoHS Compliant.
- ▲ Incorporates latest LED technology, specifically designed for surface mounting.
- ▲ Compatible with automatic placement equipment.
- ▲ Compatible with surface mount reflow soldering processes.
- ▲ Black housing enhances contrast ratio.
- ▲ Housing material meet UL-94V-0 flammability ratings.
- ▲ Patented Bi-level design provides increased indication without increased space.
- ▲ Illumination areas compatible with industry standard 3mm through-hole Bi-level Circuit Board Indicators.
- ▲ Packaged in moisture barrier bags for dry packaging per IPC/JEDEC J-STD-033.
- ▲ Helps to eliminate mixed technology pc board processing.

SPECIFICATIONS



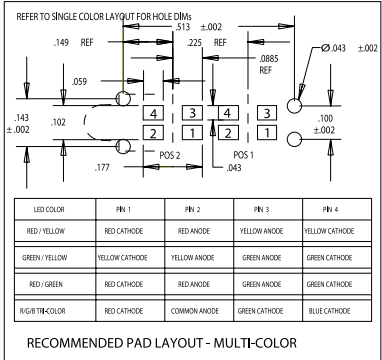
++ SINGLE COLOR LED SHOWN ++

PART NUMBER CODE*



PART NUMBER*	COLOR COMBO
592-3030-0XX	RED/GREEN-RED/GREEN
592-3131-0XX	YELLOW/GREEN-YELLOW/GREEN
592-3232-0XX	RED/YELLOW-RED/YELLOW
592-3031-0XX	RED/GREEN-YELLOW GREEN

* Part Number with "F" suffix ending is a Lead (Pb) Free Product - RoHS Compliant.



Note: Custom color combinations available upon request. Check with factory for details.



Dialight Corporation
1501 Route 34 South • Farmingdale, NJ 07727 USA
Tel: (1) 732-919-3119 • Fax: (1) 732-751-5778 • www.dialight.com



MDEF592B001_B

ABSOLUTE MAXIMUM RATINGS (TA= 25°C)

Parameter	30	31	32
COLOR	Super Red/Green	Yellow/Green	Super Red/Yellow
POWER DISSIPATION	100mW	100mW	100mW
FORWARD DC CURRENT	30mA	30mA	30mA
PEAK FORWARD CURRENT (10 µsec)	500mA	500mA	500mA
OPERATING TEMPERATURE	-55°C to +100°C		
STORAGE TEMPERATURE	-55°C to +100°C		
SOLDERING TEMPERATURES CONVECTION IR VAPOR PHASE	235°C Peak, above 185°C for 90 sec., 215°C for 3 min.		

OPERATING CHARACTERISTICS (TA= 25°C)

Parameters	Part No.	Color	Min	Typ	Max	Units	Test Cond.
FORWARD VOLTAGE VF	30	Super Red/Green		2/2	2.6/2.6	V	IF=10mA
	31	Yellow/Green		2/2	2.6/2.6		
	32	Super Red/Yellow		2/2	2.6/2.6		
REVERSE VOLTAGE VR	30	Super Red/Green	5/5			V	IR=10µA
	31	Yellow/Green	5/5				
	32	Super Red/Yellow	5/5				
DOMINANT WAVELENGTH Dom	30	Super Red/Green		628/570		nm	
	31	Yellow/Green		586/570			
	32	Super Red/Yellow		528/586			
LUMINOUS INTENSITY Iv	30	Super Red/Green		6.5/8		mcd	IF=20mA
	31	Yellow/Green		6.5/8			
	32	Super Red/Yellow		6.5/6.5			
VIEWING ANGLE (2θ 1/2)	30	Super Red/Green		40/40		deg.	
	31	Yellow/Green		40/40			
	32	Super Red/Yellow		40/40			

DIALIGHT RESERVES THE RIGHT TO MAKE CHANGES AT ANY TIME IN ORDER TO SUPPLY THE BEST PRODUCT POSSIBLE.



Dialight Corporation

1501 Route 34 South • Farmingdale, NJ 07727 USA

Tel: (1) 732-919-3119 • Fax: (1) 732-751-5778 • www.dialight.com

