

Part Number: **5680202222F**


General Description

Series	568
Configuration	3 mm Lens
Description	3 mm Quad-Level CBI G-G-G-G
Package Options	Bulk Packaging
Sizes	3mm
Lamp Type	Quad Level Housing
Viewing	Right Angle
Polarity	Cathode Right
Lens Style	Tinted, Diffused
Viewing Angle	60
LED Centerline	5.0mm

Absolute Maximum Ratings (Ta = 25°)

Reverse Current	10 @ Vr = 5V
Reverse Voltage	5
Solder Temperature	260 for 5 secs
Operating Temperature	-55 to +100
Storage Temperature	-55 to +100

Operating Characteristics

Color	 Green
LED Type	Low Current
Peak Wave Length	565
LED Position	1-4
Luminous Intensity Min	1
Luminous Intensity Typical	1.6
Forward Voltage Typical	1.9
Forward Voltage Max	2.2
Test Current mA	20mA
Power Dissipation Max	20mW



This is a
RoHS Compliant Product
To learn more click here


Dialight

568 Series

3mm LED CBI®

Circuit Board Indicator

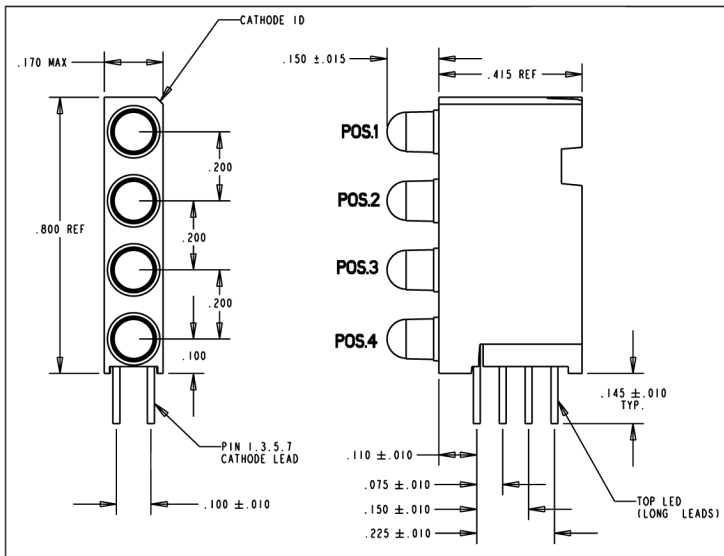
QUAD-LEVEL



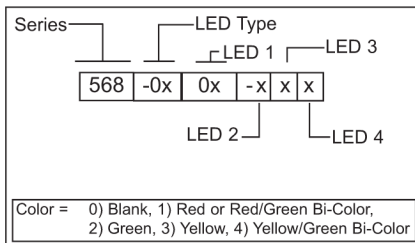
FEATURES / BENEFITS

- ▲ Multiple CBIs form horizontal LED arrays on 1.91 mm (0.075") center lines.
- ▲ High Contrast, UL 94 V-0 rated, black housing
- ▲ Oxygen index: 32%
- ▲ Polymer content: PBT, 0.949 g
- ▲ Housing stand-offs facilitate PCB cleaning
- ▲ Solderability per MIL-STD-202F, method 208F
- ▲ LEDs are safe for direct viewing per IEC 825-1, EN 60825-1

PART NUMBER	COLOR*
HIGH EFFICIENCY - LED TYPE 1	
568-0101-111	RED/RED/RED/RED
568-0102-222	GREEN/GREEN/GREEN/GREEN
568-0102-323	GREEN/YELLOW/GREEN/YELLOW
568-0103-232	YELLOW/GREEN/YELLOW/GREEN
LOW CURRENT - LED TYPE 2	
568-0201-111	RED/RED/RED/RED
568-0202-222	GREEN/GREEN/GREEN/GREEN
568-0202-323	GREEN/YELLOW/GREEN/YELLOW
568-0203-232	YELLOW/GREEN/YELLOW/GREEN
INTEGRAL RESISTOR, 5 VOLTS - LED TYPE 3	
568-0301-111	RED/RED/RED/RED
568-0302-222	GREEN/GREEN/GREEN/GREEN
568-0302-323	GREEN/YELLOW/GREEN/YELLOW
568-0303-232	YELLOW/GREEN/YELLOW/GREEN
BI-COLOR - LED TYPE 7	
568-0701-111	RED/GREEN-RED/GREEN-RED/GREEN-RED/GREEN
568-0704-444	YELLOW/GREEN-YELLOW/GREEN-YELLOW/GREEN-YELLOW/GREEN



PART NUMBER ORDERING CODE

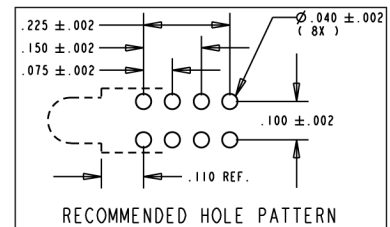


* LED 1, LED 2, LED 3, LED 4

Tolerance note:

- As noted, otherwise:**
- LED Protrusion: ± 0.4 mm [± 0.016]
 - CBI Housing: ± 0.2 mm [± 0.008]

Contact factory for information on custom color combinations.





**3mm LED CBI® Circuit Board Indicator
Quad-Level**

OPERATING CHARACTERISTICS (TA= 25°C)

HIGH EFFICIENCY - LED TYPE 1

Part Number	Color	Peak Wavelength (nm)	Iv mcd	V _F volts	Test Current (mA)	Viewing Angle 2∅ 1/2
568-010x-xxx	Red	635	10.0	2	10	60°
	Green	565	12.6	2.1	10	60°
	Yellow	585	10.0	2.1	10	60°

LOW CURRENT - LED TYPE 2

Part Number	Color	Peak Wavelength (nm)	Iv mcd	V _F volts	Test Current (mA)	Viewing Angle 2∅ 1/2
568-020x-xxx	Red	635	1.6	1.7	2	60°
	Green	565	1.6	1.9	2	60°
	Yellow	585	1.6	1.8	2	60°

INTEGRAL RESISTOR, 5 VOLTS - LED TYPE 3

Part Number	Color	Peak Wavelength (nm)	Iv mcd	Test Voltage	Test Current (mA)	Viewing Angle 2∅ 1/2
568-010x-xxx	Red	635	4	5	10	60°
	Green	565	8	5	12	60°
	Yellow	583	8	5	10	60°

BI-COLOR - LED TYPE 7

Part Number	Color	Peak Wavelength (nm)	Iv mcd	V _F volts	Test Current (mA)	Viewing Angle 2∅ 1/2
568-070x-xxx	Green/Red	565/635	10.0/4.7	2.1/2.0	10/10	60°
	Green/Yellow	565/585	6.3/4.3	2.1/2.1	10/10	60°

DIALIGHT RESERVES THE RIGHT TO MAKE CHANGES AT ANY TIME IN ORDER TO SUPPLY THE BEST PRODUCT POSSIBLE.

