

◆ Home > 5593501007F

Part Number: **5593501007F**

### General Description

Color	Bi-Color (Red and Green)
Series	559
Configuration	Snap-In Bi-Color PMI
Description	Red/Grn. Snap-In LED, .250" Mounting Hole Indicator
Housing	Black PBT, UL94V-0
Lamp Type	Bi-Color
LED Type	3 Leaded Bi-color Snap-In LED
Mounting Method	Snap In
Compliance	Front of Panel, UL94V-0
Termination	24 AWG, 14" Wire Lead
Mounting Hole Size	.250"
Panel Thickness	0.031" - 0.062"
Diffused	Non-Diffused
Forward Current mA	30 mA
Voltage	1.9/2.2 VDC
Operating Temperature	-20 +85
Storage Temperature	-55 +100

# Dialight

## 559 Series

### 2 & 3 Leaded Bicolor Snap-in LED - .250" Mounting Hole Panel Mount Indicators



#### FEATURES / BENEFITS

- ▲ RoHS compliant
- ▲ Long life - typically 100K hours
- ▲ Low power consumption - uses up to 90% less energy than an incandescent indicator
- ▲ Front panel snap-in mounting requires no additional hardware
- ▲ No heat generated
- ▲ Resistant to shock and vibration
- ▲ Available in both 2 or 3 leaded versions
- ▲ Termination - straight terminals for wire wrapping or lead wire for soldering or optional terminals
- ▲ Colors include - red/green and yellow /green
- ▲ Three leaded version allows for additional color variations

#### APPLICATIONS

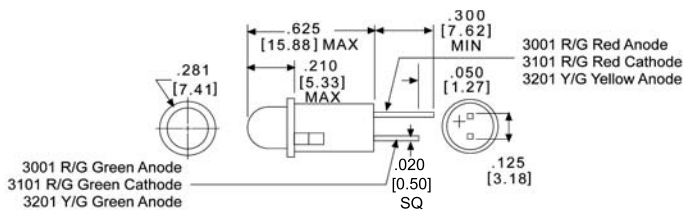
Dialight's 559 series LED panel mount indicator is available with a variety of LEDs including AlInGaP and InGaN technology for high brightness applications, bicolor and integral resistors. These indicators are designed for a variety of applications such as:

- Main and remote power indication
- Maintenance and warning indication
- Status indication
- Instrumentation
- .....and many more!

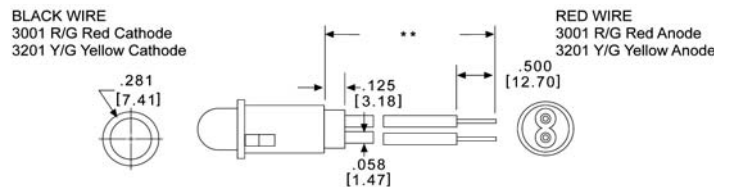
#### SPECIFICATIONS

- ▲ Voltage requirements: 1.6 - 2.3 VDC typical (current limiting resistor required)
- ▲ Mounting hole size: 0.249 - 0.252" (6.32 - 6.40 mm)
- ▲ Panel thickness: 0.031 - 0.062" (.787 - 1.57 mm)
- ▲ Housing: Black housing material meets UL94V-0 and enhances LED contrast
- ▲ \*Operating temperature: -20°C to +85°C
- ▲ \*Storage temperature: -55°C to +100°C
- ▲ Electrical connection: Straight terminals for wire wrapping or either 6 or 14 inch 24 AWG lead wire
- ▲ 3 leads - common cathode

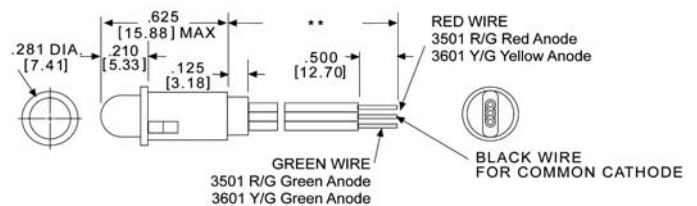
##### STRAIGHT TERMINALS - TERMINATION OPTION 001



##### \*\*24 AWG 6" WIRE LEADS - TERMINATION OPTION 003 \*\*24 AWG 14" WIRE LEADS - TERMINATION OPTION 007



##### BICOLOR: 559-3501-00X and 559-3601-00X ONLY 3 LEADED 6" WIRE LEADS - TERMINATION OPTION 003 3 LEADED 14" WIRE LEADS - TERMINATION OPTION 007



Dimensions in inches [mm]

Please see back of page for part numbers and additional specifications.

\* Based on LED color -  
Contact factory for details

**Dialight Corporation**

1501 Route 34 South • Farmingdale, NJ 07727 USA

Tel: (1) 732-919-3119 • Fax: (1) 732-751-5778 • www.dialight.com



Dialight reserves the right to make changes at any time  
in order to supply the best product possible.



MDEL559LBCSI001\_B

Part Number	Color	Peak Wavelength (nm)	Intensity typ. (mcd)	If typ. (mA)	Vf typ. (V)	Viewing Angle 2Ø 1/2	Maximum DC forward Voltage	Termination	RoHS Compliant
559-3001-001F	Red/ Green	660/565	90/40	20	1.8/2.1	60	40/30	Straight terminals	✓
559-3101-001F	Red/ Green	660/565	90/40	20	1.8/2.1	60	40/30	Straight terminals	✓
559-3201-001F	Yellow/ Green	585/565	12.6/19	20	2.1/2.1	50	30/20	Straight terminals	✓
559-3001-003F	Red/ Green	660/565	90/40	20	1.8/2.1	60	40/30	6 inch wire leads	✓
559-3201-003F	Yellow/ Green	585/565	12.6/19	20	2.1/2.1	50	30/20	6 inch wire leads	✓
559-3501-003F*	Red/ Green	635/568	5/8	10	1.9/2.2	65	30	6 inch wire leads	✓
559-3601-003F*	Yellow/ Green	583/568	20/20	10	2.6/2.2	65	20	6 inch wire leads	✓
559-3001-007F	Red/ Green	660/565	90/40	20	1.8/2.1	60	40/30	14 inch wire leads	✓
559-3201-007F	Yellow/ Green	585/565	12.6/19	20	2.1/2.1	50	30/20	14 inch wire leads	✓
559-3501-007F*	Red/ Green	635/568	5/8	10	1.9/2.2	65	30	14 inch wire leads	✓
559-3601-007F*	Yellow/ Green	583/568	20/20	10	2.6/2.2	65	20	14 inch wire leads	✓

Typical Operating Characteristics (Ta=25°C)

\* 3 Leaded Bicolor - only available with wire leads

## LED Panel Mount Indicator Selection

Dialight's line of LED Panel Mount Indicators are available in a variety of sizes and options.

Please visit our website for more information.

[www.dialight.com](http://www.dialight.com)

- ▶ .156" (3.96mm) *558 Series*
- ▶ .250" (6.35mm) *559 Series*
- ▶ 5mm *605 Series*
- ▶ 6mm *606 Series*
- ▶ 7mm *607 Series*
- ▶ 8mm *608 Series*
- ▶ 9mm *609 Series*
- ▶ 10mm *610 Series*
- ▶ 11/16" Watertight *557 Series*
- ▶ 1" Watertight *556 Series*

**Dialight Corporation**

1501 Route 34 South • Farmingdale, NJ 07727 USA

Tel: (1) 732-919-3119 • Fax: (1) 732-751-5778 • [www.dialight.com](http://www.dialight.com)



MDEL559LBCSI001\_B