

◆ Home > 5581101007F


Part Number: **5581101007F**

General Description

Color	Red
Series	558
Configuration	Low Current & High Efficiency Snap-In PMI
Description	Red Snap-In LED Panel Mount Indicator
Housing	Black PBT; UL 94V-0
LED Type	Low Current
Mounting Method	Snap In
Compliance	Front of Panel, UL94V-0
Termination	26 AWG 14" Wire Lead
Mounting Hole Size	.156"
Panel Thickness	.031"
Lens Style	Tinted
Diffused	Diffused
Luminous Intensity Typical	1.6
Forward Current mA	7 mA
Voltage	1.7 VDC
Operating Temperature	'-25 +85
Storage Temperature	-30 +100

Dialight

558 Series - Low Current & High Efficiency Snap-in LED Panel Mount Indicators



FEATURES / BENEFITS

- ▲ RoHS compliant
- ▲ Long life - typically 100K hours
- ▲ Low current requirements - as low as 2 mA
- ▲ Low power consumption - uses up to 90% less energy than an incandescent indicator
- ▲ Front panel snap-in mounting requires no additional hardware
- ▲ No heat generated
- ▲ Resistant to shock and vibration
- ▲ Termination - straight terminals for wire wrapping or lead wire for soldering or optional terminals
- ▲ Colors include - red, green, yellow, orange and blue

APPLICATIONS

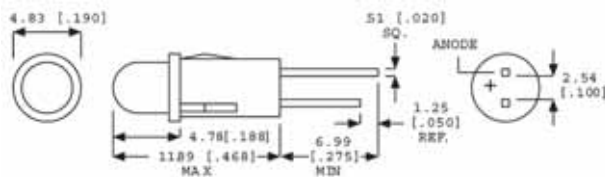
Dialight's 558 series LED panel mount indicator is available with a variety of LEDs including AlInGaP and InGaN technology for high brightness applications, bicolor and integral resistors. These indicators are designed for a variety of applications such as:

- Main and remote power indication
- Maintenance and warning indication
- Status indication
- Instrumentation
-and many more!

SPECIFICATIONS

- ▲ Voltage requirements:
2.1 - 3.5 VDC typical (current limiting resistor required)
- ▲ Mounting hole size: 0.155 - 0.158" (3.94 - 4.01 mm)
- ▲ Panel thickness: 0.031 - 0.062" (.787 - 1.57 mm)
- ▲ Housing: Black housing material meets UL94V-0 and enhances LED contrast
- ▲ Operating temperature: -25°C to +85°C
- ▲ Storage temperature: -30°C to +100°C
- ▲ Electrical connection
Straight terminals for wire wrapping or either 6 or 14 inch 26 AWG lead wire

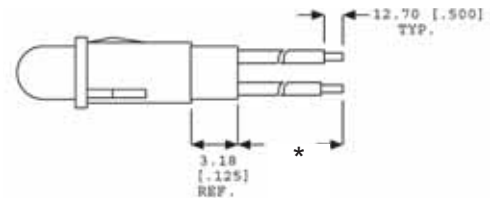
STRAIGHT TERMINALS - TERMINATION OPTION 1



Dimensions in mm [inches]

NOTE: WIRE LEAD COLOR RED (ANODE) AND BLACK (CATHODE)

*26 AWG 6" WIRE LEADS - TERMINATION OPTION 3 26 AWG 14" WIRE LEADS - TERMINATION OPTION 7



Dialight reserves the right to make changes at any time in order to supply the best product possible.

Please see back of page for part numbers and additional specifications.



Dialight Corporation

LOW CURRENT-DIFFUSED

Part Number	Color	Peak Wavelength (nm)	Intensity typ. (mcd)	If typ. (mA)	Vf typ. (V)	Viewing Angle 2O 1/2 /	Max. forward current (mA)	Termination	RoHS Compliant
558-1101-001F	Red	635	1.6	2	1.7	60	7	Straight terminals	✓
558-1201-001F	Yellow	585	1.6	2	1.8	60	7	Straight terminals	✓
558-1301-001F	Green	565	1.6	2	1.9	60	7	Straight terminals	✓
558-1101-003F	Red	635	1.6	2	1.7	60	7	6 inch wire leads	✓
558-1201-003F	Yellow	585	1.6	2	1.8	60	7	6 inch wire leads	✓
558-1301-003F	Green	565	1.6	2	1.9	60	7	6 inch wire leads	✓
558-1101-007F	Red	635	1.6	2	1.7	60	7	14 inch wire leads	✓
558-1201-007F	Yellow	585	1.6	2	1.8	60	7	14 inch wire leads	✓
558-1301-007F	Green	565	1.6	2	1.9	60	7	14 inch wire leads	✓

Typical Operating Characteristics (Ta=25°C)

HIGH EFFICIENCY-DIFFUSED

Part Number	Color	Peak Wavelength (nm)	Intensity typ. (mcd)	If typ. (mA)	Vf typ. (V)	Viewing Angle 2O 1/2 /	Max. forward current (mA)	Termination	RoHS Compliant
558-0101-001F	Red	650	10	10	2.0	55	20	Straight terminals	✓
558-0201-001F	Green	563	16	10	2.1	55	25	Straight terminals	✓
558-0301-001F	Yellow	585	10	10	2.1	55	20	Straight terminals	✓
558-0401-001F	Orange	600	7	10	1.9	60	25	Straight terminals	✓
558-0803-001F	Blue	465	13	10	3.5	70	20	Straight terminals	✓
558-1801-001F	Red	660	30	10	1.8	60	40	Straight terminals	✓
558-0101-003F	Red	650	10	10	2.0	55	20	6 inch wire leads	✓
558-0201-003F	Green	563	16	10	2.1	55	25	6 inch wire leads	✓
558-0301-003F	Yellow	585	10	10	2.1	55	20	6 inch wire leads	✓
558-0401-003F	Orange	600	7	10	1.9	60	25	6 inch wire leads	✓
558-0803-003F	Blue	465	13	10	3.5	70	20	6 inch wire leads	✓
558-1801-003F	Red	660	30	10	1.8	60	40	6 inch wire leads	✓
558-0101-007F	Red	650	10	10	2.0	55	20	14 inch wire leads	✓
558-0201-007F	Green	563	16	10	2.1	55	25	14 inch wire leads	✓
558-0301-007F	Yellow	585	10	10	2.1	55	20	14 inch wire leads	✓
558-0401-007F	Orange	600	7	10	1.9	60	25	14 inch wire leads	✓
558-0803-007F	Blue	465	13	10	3.5	70	20	14 inch wire leads	✓
558-1801-007F	Red	660	30	10	1.8	60	40	14 inch wire leads	✓

Typical Operating Characteristics (Ta=25°C)

LED Panel Mount Indicator Selection

Dialight's line of LED Panel Mount Indicators are available in a variety of sizes and options.

- ▶ .156" (3.96mm) *558 Series*
- ▶ .250" (6.35mm) *559 Series*
- ▶ 5mm *605 Series*
- ▶ 6mm *606 Series*
- ▶ 7mm *607 Series*
- ▶ 8mm *608 Series*
- ▶ 9mm *609 Series*
- ▶ 10mm *610 Series*
- ▶ 11/16" Watertight *557 Series*
- ▶ 1" Watertight *556 Series*

