

◆ Home > 5580302007F

Part Number: **5580302007F**

General Description


Color	Yellow
Series	558
Configuration	Snap-In 5V Integral Resistor PMI
Description	Yellow Snap-In LED Panel Mount Indicator
Housing	Black PBT; UL 94V-0
LED Type	High Efficiency
Mounting Method	Snap In
Compliance	Front of Panel, UL94V-0
Termination	26 AWG 14" Wire Lead
Mounting Hole Size	.156"
Panel Thickness	.031"
Lens Style	Tinted
Diffused	Diffused
Luminous Intensity Typical	12.6
Forward Current mA	12 mA
Voltage	5.0 VDC
Operating Temperature	-40 +85
Storage Temperature	-55 +100

Dialight

558 Series

5V Integral Resistor

Snap-in LED - .156" Mounting Hole Panel Mount Indicators



FEATURES / BENEFITS

- ▲ RoHS compliant
- ▲ Long life - typically 100K hours
- ▲ Low power consumption - uses up to 90% less energy than an incandescent indicator
- ▲ Front panel snap-in mounting requires no additional hardware
- ▲ No heat generated
- ▲ Resistant to shock and vibration
- ▲ Termination - straight terminals for wire wrapping or lead wire for soldering or optional terminals
- ▲ Colors include - red, green, yellow

APPLICATIONS

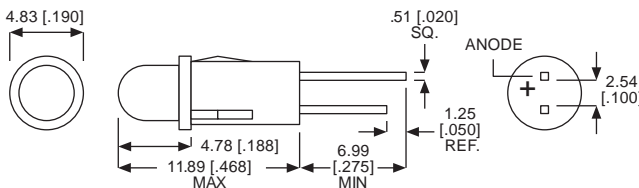
Dialight's 558 series LED panel mount indicator is available with a variety of LEDs including AlInGaP and InGaN technology for high brightness applications, bicolor and integral resistors. These indicators are designed for a variety of applications such as:

- Main and remote power indication
- Maintenance and warning indication
- Status indication
- Instrumentation
-and many more!

SPECIFICATIONS

- ▲ Voltage requirements: 5 VDC (No resistors required)
- ▲ Mounting hole size: 0.155 - 0.158" (3.94 - 4.01 mm)
- ▲ Panel thickness: 0.031 - 0.062" (.787 - 1.57 mm)
- ▲ Housing: Black housing material meets UL94V-0 and enhances LED contrast
- ▲ Operating temperature: -40°C to +85°C
- ▲ Storage temperature: -55°C to +100°C
- ▲ Electrical connection
Straight terminals for wire wrapping or either 6 or 14 inch 26 AWG lead wire

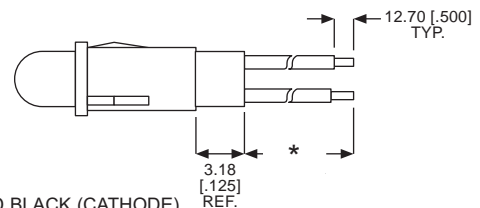
STRAIGHT TERMINALS - TERMINATION OPTION 001



Dimensions in mm [inches]

NOTE: WIRE LEAD COLOR RED (ANODE) AND BLACK (CATHODE)

*26 AWG 6" WIRE LEADS - TERMINATION OPTION 003 26 AWG 14" WIRE LEADS - TERMINATION OPTION 007



Dialight reserves the right to make changes at any time in order to supply the best product possible.

Please see back of page for part numbers and additional specifications.



Dialight Corporation

TYPICAL OPERATING CHARACTERISTICS (T_A = 25°C)

Part Number	Color	Peak Wavelength (nm)	Intensity typ. (mcd)	Voltage (VDC)	Current typ. (mA)	Viewing Angle 2Ø 1/2	Maximum DC forward Voltage	Termination	RoHS Compliant
558-0102-001F	Red	635	29	5	12	60	7.5	Straight terminals	✓
558-0202-001F	Green	565	19	5	12	60	7.5	Straight terminals	✓
558-0302-001F	Yellow	585	12.6	5	12	60	7.5	Straight terminals	✓
558-0102-003F	Red	635	29	5	12	60	7.5	6 inch wire leads	✓
558-0202-003F	Green	565	19	5	12	60	7.5	6 inch wire leads	✓
558-0302-003F	Yellow	585	12.6	5	12	60	7.5	6 inch wire leads	✓
558-0102-007F	Red	635	29	5	12	60	7.5	14 inch wire leads	✓
558-0202-007F	Green	565	19	5	12	60	7.5	14 inch wire leads	✓
558-0302-007F	Yellow	585	12.6	5	12	60	7.5	14 inch wire leads	✓

LED Panel Mount Indicator Selection

Dialight's line of LED Panel Mount Indicators are available in a variety of sizes and options.

- ▶ .156" (3.96mm) *558 Series*
- ▶ .250" (6.35mm) *559 Series*
- ▶ 5mm *605 Series*
- ▶ 6mm *606 Series*
- ▶ 7mm *607 Series*
- ▶ 8mm *608 Series*
- ▶ 9mm *609 Series*
- ▶ 10mm *610 Series*
- ▶ 11/16" Watertight *557 Series*
- ▶ 1" Watertight *556 Series*

