


Part Number: **5554001F**

General Description


Series	555
Configuration	2 mm Lens
Description	2 mm Red Right Angle Quad CBI
Package Options	Bulk Packaging
Sizes	2mm
Lamp Type	Single Color
Viewing	Right Angle
Polarity	Cathode Right
Lens Style	Non-Diffused



Absolute Maximum Ratings (Ta = 25°)

Solder Temperature	260° for 5 sec
Operating Temperature	-55 to +100
Storage Temperature	-55 to +100

Operating Characteristics

Color	 Red
Luminous Intensity Min	2
Luminous Intensity Typical	8
Test Current mA	20mA
Emitted Color	Red
Power Dissipation Max	80mW

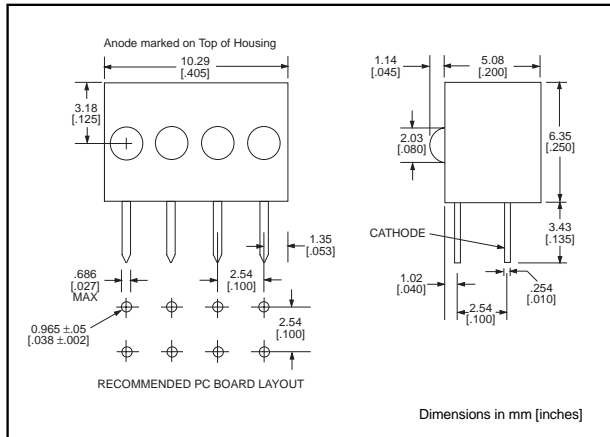


This is a
RoHS Compliant Product
To learn more click [here](#)

2mm LED CBI® Circuit Board Indicator Quad

Dialight

555-4xxx



PART NO.

COLOR

GENERAL PURPOSE

555-4001
555-4301
555-4401

Red
Green
Yellow

INTEGRAL RESISTOR, 5 VOLTS

555-4003
555-4007
555-4009
555-4303
555-4403

Red
Red
Red
Green
Yellow

Features

- Multiple CBIs form horizontal LED arrays on 2.54mm (0.100") center-lines
- High Contrast, UL 94 V-0 rated, black housing
- Oxygen index: 31.5%
- Polymer content: PBT, 0.280 g
- Housing stand-offs facilitate PCB cleaning
- Solderability per MIL-STD-202F, method 208F
- LEDs are safe for direct viewing per IEC 825-1, EN-60825-1
- Compatible with: 555-2xxx Single Block

Custom Combinations

- Contact factory for information on custom color combinations

Tolerance note: As noted, otherwise:

- LED Protrusion: ± 0.04 mm [± 0.016]
- CBI Housing: ± 0.02 mm [± 0.008]

Typical Operating Characteristics ($T_A = 25^\circ\text{C}$)

See LED data sheet for additional information

GENERAL PURPOSE

See Page 3-17 and 3-18 for Reference Only LED Drive Circuit Examples

See Page 3-19 for Pin Out

Part Number	Color	Peak Wavelength nm	I_V mcd	V_F Volts	Test Current (mA)	Viewing Angle $2\theta_{1/2}$	LED Data sheet	Page #
555-4001	Red	650	1.2	1.6	20	40°	2ND-9412	3-14
555-4301	Green	565	1	2.4	20	40°	2ND-9414	3-14
555-4401	Yellow	583	2	2.2	20	40°	2ND-9416	3-14

INTEGRAL RESISTOR, 5 VOLTS

Part Number	Color	Peak Wavelength nm	I_V mcd	I_F mA	Test Voltage	Viewing Angle $2\theta_{1/2}$	LED Data sheet	Page #
555-4003	Red	650	1.9	6	5	40°	2RD-9614	3-15
555-4007	Red	650	.9	3	5	40°	2RD-9613	3-15
555-4009	Red	650	.6	1	5	40°	2RD-9618	3-15
555-4303	Green	565	2.5	4.7	5	40°	2RD-9615	3-15
555-4403	Yellow	583	2.1	4.7	5	40°	2RD-9616	3-15