

◆ Home > 5219211F

Part Number: **5219211F**


### General Description


Series	521
Configuration	3 mm Lens
Description	Discrete LED Lamp
Package Options	Bulk Packaging
Sizes	3mm
Lamp Type	Single Color
Lens Color	Diffused

### Absolute Maximum Ratings (Ta = 25°)

Forward Current mA	20mA
Reverse Current	100 @ Vr = 5V
Forward Current Pulsed	80mA
Derating	from 50° @ .25mA/°C
Solder Temperature	260° for 5 sec
Operating Temperature	-55 ~ +100
Storage Temperature	-55 ~ +100

### Operating Characteristics

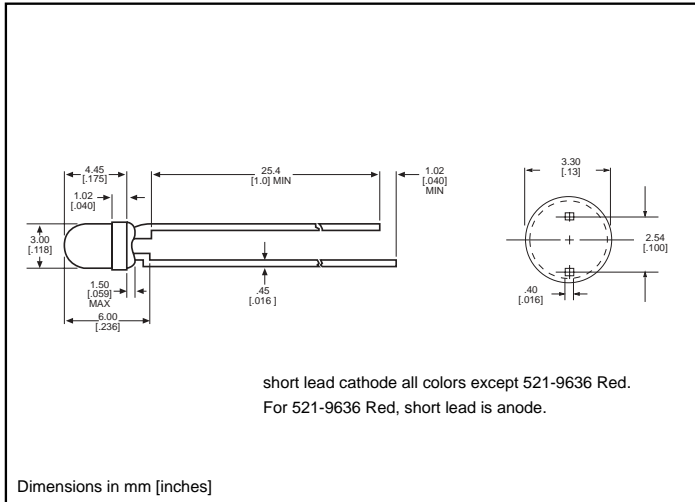
Color	 Yellow
LED Type	Standard Efficiency
Luminous Intensity Min	7.4
Luminous Intensity Typical	10
Test Current mA	20mA
Power Dissipation Max	60mW



**3mm Discrete LED**  
**High Efficiency**  
**Diffused**



**521-9210, -9211, -9216, -9498, -9636**



**PART NO. COLOR**

- 521-9210 Green
- 521-9211 Yellow
- 521-9216 Red
- 521-9498 Orange
- 521-9636 Red



**MOUNTING CLIP: 515-0006**  
 located on page 4-65

<b>ABSOLUTE MAXIMUM RATINGS</b> ( $T_A=25^\circ\text{C}$ )	Green <b>-9210</b>	Yellow <b>-9211</b>	Red <b>-9216</b>	Orange <b>-9498</b>	Red <b>-9636</b>
Power Dissipation (mW)	100	60	100	135	100
Forward Current (mA)	30	20	30	25	40
Derating (mA/°C) From 50°C <sup>1</sup> from 25°C	.4	.25	.4	.5	.5 <sup>1</sup>
Operating Temperature (°C)	-55/+100	-55/+100	-55/+100	-55/+100	-55/+100
Storage Temperature (°C)	-55/+100	-55/+100	-55/+100	-55/+100	-55/+100
Soldering Temperature	260°C, 5 seconds, 1.6 mm from body				

*Solder Adherence per MIL-STD-202E, Method 208C*

<b>OPERATING CHARACTERISTICS</b> ( $T_A=25^\circ\text{C}$ )		Green <b>-9210</b>	Yellow <b>-9211</b>	Red <b>-9216</b>	Orange <b>-9498</b>	Red <b>-9636</b>
Luminous Intensity (mcd)	Min.	4.7	7.4	7.4	3.4	8.7 <sup>1</sup>
	Typical	12.6	10	10	7	48 <sup>1</sup>
Peak Wavelength (nm)	Typical	565	585	635	600	660
Viewing Angle ( $2\theta$ °)	Typical	60°	60°	60°	60°	60°
Forward Voltage (V)	Typical	2.1 <sup>1</sup>	2.1 <sup>1</sup>	2 <sup>1</sup>	2.2	1.8 <sup>1</sup>
	Max.	2.8 <sup>1</sup>	2.8 <sup>1</sup>	2.8 <sup>1</sup>	3	2.4 <sup>1</sup>
Reverse Voltage (V), $I_R=100\mu\text{A}$	Max.	5	5	5	5	4

<sup>1</sup>  $\theta$  is the off axis angle at which the luminous intensity is half the axial luminous intensity