

Home > 50750663334500F

Part Number: **50750663334500F**

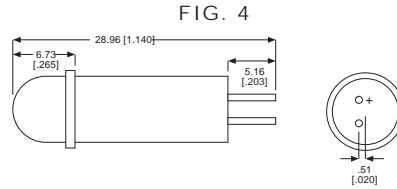
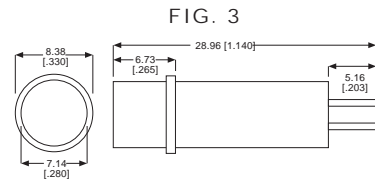
General Description

Series	507
Description	LED DATALITE BLUE 10VDC CYL
Lamp Type	NEON WIRE LEADS"249" SERIES, WITH RESISTOR NE-2H
Terminal Lamp Type	MID. FLANGE BASE
Terminal Type	SOLDER
Terminal Other	TWO TERMINALS
Mounting Hole Size	17/32"
Cap Material And Shape	Short cylindrical, fresnel, plastic
Cap Finish Description	Unfrosted or Transparent
Cap Color Desc	Blue
Metal Finish Desc	Black Anodized
Built In Resistor Desc	None
Hardware Desc	None

LED PANEL MOUNT INDICATORS

507 SERIES CARTRIDGES FOR USE WITH HOLDERS & CLIPS

PART NO.*	COLOR	V _F	mA	mcd†	FIG.
507-4762-3331-500	Red	2	20	30	3
507-4862-3332-500	Green	2.1	20	40	3
507-4962-3333-500	Yellow	2.1	20	45	3
507-5062-3334-500	Blue	3	10	100	3
507-4757-3331-500	Red	5	15	10	3
507-4857-3332-500	Green	5	20	50	3
507-4957-3333-500	Yellow	5	20	35	3
507-5064-3334-500	Blue	5	10	100	3
507-4759-3331-500	Red	10	15	10	3
507-4859-3332-500	Green	10	20	50	3
507-4959-3333-500	Yellow	10	20	35	3
507-5066-3334-500	Blue	10	10	100	3
507-4760-3331-500	Red	14	20	10	3
507-4860-3332-500	Green	14	20	50	3
507-4960-3333-500	Yellow	14	20	35	3
507-5067-3334-500	Blue	14	10	100	3
507-4761-3331-500	Red	28	15	10	3
507-4861-3332-500	Green	28	20	50	3
507-4961-3333-500	Yellow	28	20	35	3
507-5068-3334-500	Blue	28	10	100	3



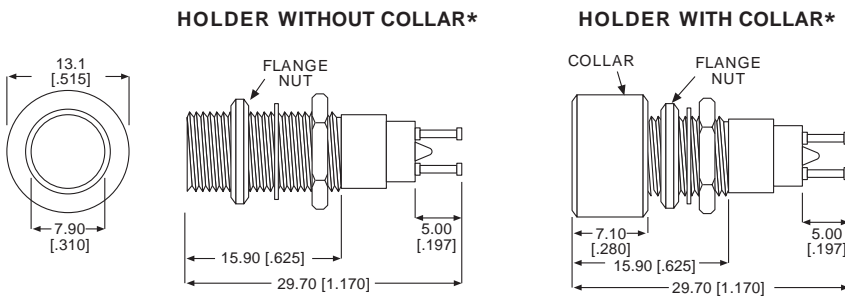
Polarity: To facilitate proper installation of the cartridge, the cartridge is marked on the cartridge housing and the terminal base is keyed.

***PART NUMBER ORDERING CODE**
507 - xxxx - xx3x - 500
 Series Lens Shape:
 33 - Fig 3 = Cylindrical
 37 - Fig 4 = Stovepipe

† mcd intensity of LED

* Blue mcd rating with cylindrical cap is 100 mcd; stovepipe cap is 275 mcd

250 DATALITES® & 508 SERIES HOLDERS FOR 3/8" MOUNTING HOLE

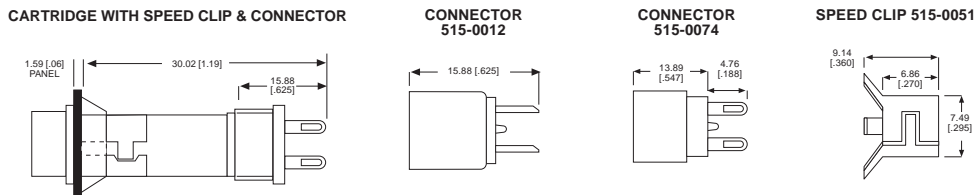


***PART NUMBER ORDERING CODE**
250 - xx38 - 14 - 504
508 - xx38 - 504
 Series Terminal Type:
 87 = Turret Terminals
 74 = Solder Blade (Not Shown)
 75 = Solder Cups (Not Shown)

508-8738-504

Material & Finish: Housing, Cartridge and Holder - Black Anodized Aluminum. Cap -High Impact Plastic
 Terminals of holders marked A and B. A = Positive

515 SERIES CONNECTORS & SPEED CLIPS FOR 9/32" MOUNTING HOLE



† mcd intensity of LED

Material & Finish: Housing, Cartridge and Holder - Black Anodized Aluminum. Cap -High Impact Plastic
 Dimensions in mm [inches]

