

◆ Home > 50747593331500F

Part Number: **50747593331500F**

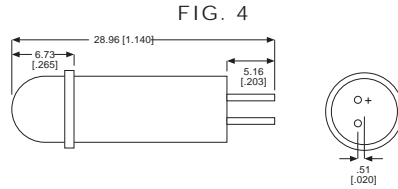
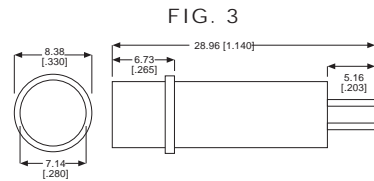
General Description

| | |
|------------------------|-------------------------------------|
| Series | 507 |
| Description | LED DATALITE |
| Lamp Type | INCAND. TELEPHONE SLIDE |
| Terminal Lamp Type | INTERMED. SCREW |
| Terminal Type | SCREW |
| Mounting Hole Size | 1- 3/16" |
| Cap Material And Shape | Short cylindrical, fresnel, plastic |
| Cap Finish Description | Unfrosted or Transparent |
| Cap Color Desc | Red |
| Metal Finish Desc | Black Anodized |
| Built In Resistor Desc | None |
| Hardware Desc | None |

LED PANEL MOUNT INDICATORS

507 SERIES CARTRIDGES FOR USE WITH HOLDERS & CLIPS

| PART NO.* | COLOR | V _F | mA | mcd† | FIG. |
|-------------------|--------|----------------|----|------|------|
| 507-4762-3331-500 | Red | 2 | 20 | 30 | 3 |
| 507-4862-3332-500 | Green | 2.1 | 20 | 40 | 3 |
| 507-4962-3333-500 | Yellow | 2.1 | 20 | 45 | 3 |
| 507-5062-3334-500 | Blue | 3 | 10 | 100 | 3 |
| 507-4757-3331-500 | Red | 5 | 15 | 10 | 3 |
| 507-4857-3332-500 | Green | 5 | 20 | 50 | 3 |
| 507-4957-3333-500 | Yellow | 5 | 20 | 35 | 3 |
| 507-5064-3334-500 | Blue | 5 | 10 | 100 | 3 |
| 507-4759-3331-500 | Red | 10 | 15 | 10 | 3 |
| 507-4859-3332-500 | Green | 10 | 20 | 50 | 3 |
| 507-4959-3333-500 | Yellow | 10 | 20 | 35 | 3 |
| 507-5066-3334-500 | Blue | 10 | 10 | 100 | 3 |
| 507-4760-3331-500 | Red | 14 | 20 | 10 | 3 |
| 507-4860-3332-500 | Green | 14 | 20 | 50 | 3 |
| 507-4960-3333-500 | Yellow | 14 | 20 | 35 | 3 |
| 507-5067-3334-500 | Blue | 14 | 10 | 100 | 3 |
| 507-4761-3331-500 | Red | 28 | 15 | 10 | 3 |
| 507-4861-3332-500 | Green | 28 | 20 | 50 | 3 |
| 507-4961-3333-500 | Yellow | 28 | 20 | 35 | 3 |
| 507-5068-3334-500 | Blue | 28 | 10 | 100 | 3 |



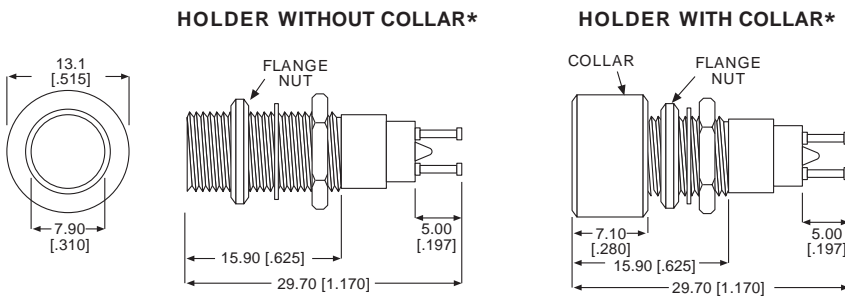
Polarity: To facilitate proper installation of the cartridge, the cartridge is marked on the cartridge housing and the terminal base is keyed.

***PART NUMBER ORDERING CODE**
507 - xxxx - xx3x - 500
 Series Lens Shape:
 33 - Fig 3 = Cylindrical
 37 - Fig 4 = Stovepipe

† mcd intensity of LED

* Blue mcd rating with cylindrical cap is 100 mcd; stovepipe cap is 275 mcd

250 DATALITES® & 508 SERIES HOLDERS FOR 3/8" MOUNTING HOLE

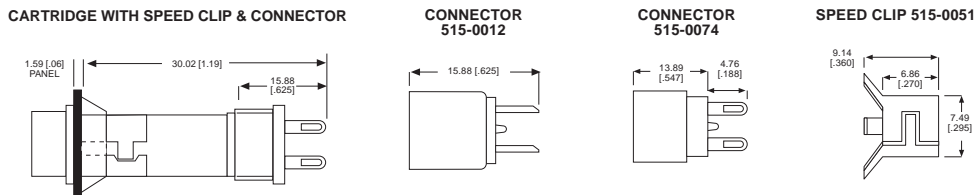


***PART NUMBER ORDERING CODE**
250 - xx38 - 14 - 504
508 - xx38 - 504
 Series Terminal Type:
 87 = Turret Terminals
 74 = Solder Blade (Not Shown)
 75 = Solder Cups (Not Shown)

508-8738-504

Material & Finish: Housing, Cartridge and Holder - Black Anodized Aluminum. Cap -High Impact Plastic
 Terminals of holders marked A and B. A = Positive

515 SERIES CONNECTORS & SPEED CLIPS FOR 9/32" MOUNTING HOLE



† mcd intensity of LED

Material & Finish: Housing, Cartridge and Holder - Black Anodized Aluminum. Cap -High Impact Plastic
 Dimensions in mm [inches]

