



507 SERIES CARTRIDGES FOR USE WITH HOLDERS & CLIPS

| PART NO. * | COLOR | V _F | mA | CP | LIFE HOURS | FIG |
|--------------------|-------|----------------|-----|------|------------|-----|
| 507-3911-1431-600 | RED | 10 | 40 | 0.08 | 10,000 | 1 |
| 507-3911-1432-600 | GREEN | 10 | 40 | 0.08 | 10,000 | 1 |
| 507-3911-1433-600 | AMBER | 10 | 40 | 0.08 | 10,000 | 1 |
| 507-3911-1435-600 | WHITE | 10 | 40 | 0.08 | 10,000 | 1 |
| 507-3914-1471-600 | RED | 14 | 80 | 0.30 | 15,000 | 1 |
| 507-3914-1472-600 | GREEN | 14 | 80 | 0.30 | 15,000 | 1 |
| 507-3914-1473-600 | AMBER | 14 | 80 | 0.30 | 15,000 | 1 |
| 507-3914-1475-600 | WHITE | 14 | 80 | 0.30 | 15,000 | 1 |
| 507-3917-1471-600 | RED | 28 | 40 | 0.34 | 4,000 | 1 |
| 507-3917-1472-600 | GREEN | 28 | 40 | 0.34 | 4,000 | 1 |
| 507-3917-1473-600 | AMBER | 28 | 40 | 0.34 | 4,000 | 1 |
| 507-3917-1475-600 | WHITE | 28 | 40 | 0.34 | 4,000 | 1 |
| 507-3918-1437-600 | CLEAR | 28 | 40 | 0.30 | 7,000 | 1 |
| 507-3918-1471-600 | RED | 28 | 40 | 0.30 | 7,000 | 1 |
| 507-3918-1472-600 | GREEN | 28 | 40 | 0.30 | 7,000 | 1 |
| 507-3918-1473-600 | AMBER | 28 | 40 | 0.30 | 7,000 | 1 |
| 507-3918-1475-600 | WHITE | 28 | 40 | 0.30 | 7,000 | 1 |
| 507-5820-0747-600† | CLEAR | 12 | 170 | 2.10 | 5,000 | 3 |
| 507-5821-0747-600† | CLEAR | 28 | 40 | 1.20 | 5,000 | 3 |
| 507-5822-0747-600† | CLEAR | 48 | 53 | 1.50 | 5,000 | 3 |
| 507-5824-0747-600† | CLEAR | 120 | 25 | 1.50 | 5,000 | 3 |

† Use Holder 250-8758-33-504 and 250 Series Cap

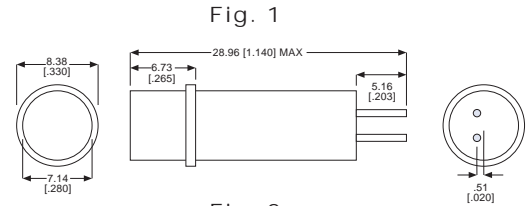


Fig. 1

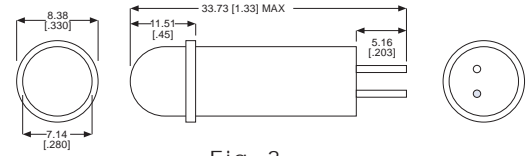


Fig. 2

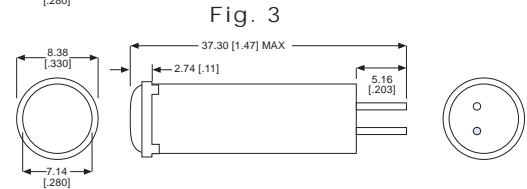
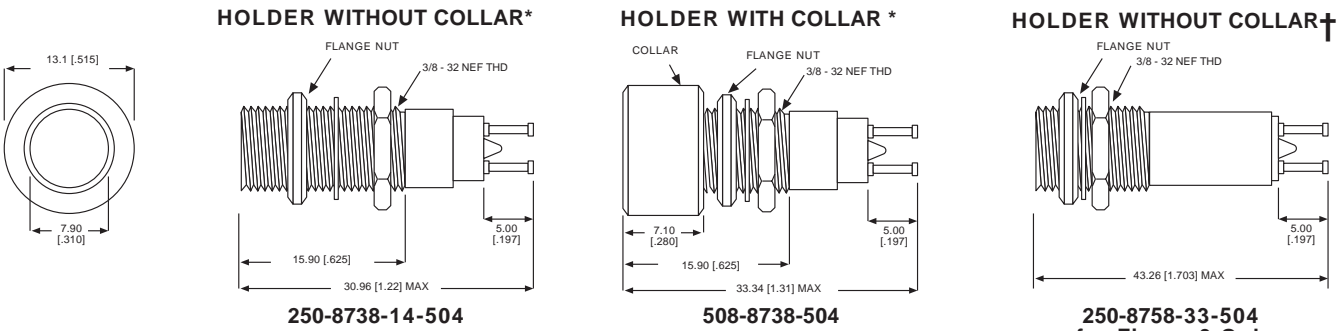


Fig. 3

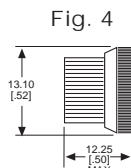
***PART NUMBER ORDERING CODE**
507 - 39xx - xxxx - 600
 Series: Lens Shape:
 14 - Fig 1 = Cylindrical
 09 - Fig 2 = Stovepipe

250 & 508 SERIES HOLDERS FOR 3/8" MOUNTING HOLE



250 Series Caps for use with 507 cartridges.

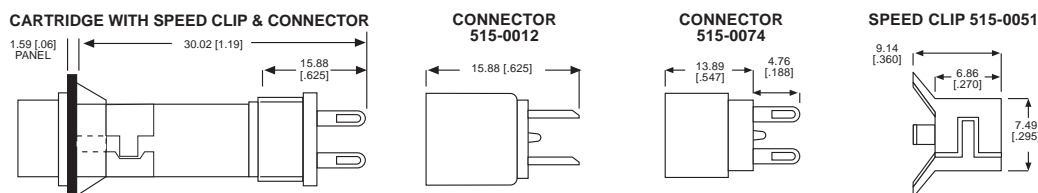
| CAP PART NO. | COLOR | FIG |
|--------------|-------|-----|
| 250-3531-500 | RED | 4 |
| 250-3532-500 | GREEN | 4 |
| 250-3533-500 | AMBER | 4 |
| 250-3535-500 | WHITE | 4 |
| 250-3537-500 | CLEAR | 4 |



***PART NUMBER ORDERING CODE**
250 - xx38 - 14 - 504
508 - xx38 - 504
 Series: Terminal Type:
 87 = Turret Terminals
 74 = Solder Blade (Not Shown)
 75 = Solder Cups (Not Shown)

Material & Finish: Holder – Black Anodized Aluminum, Cap – Polycarbonate, Cartridge Clear Anodized Aluminum

515 SERIES CONNECTORS & SPEED CLIPS FOR 9/32" MOUNTING HOLE



Dimensions in mm [inches]

