

◆ Home > 24978661437514

Part Number: **24978661437514**

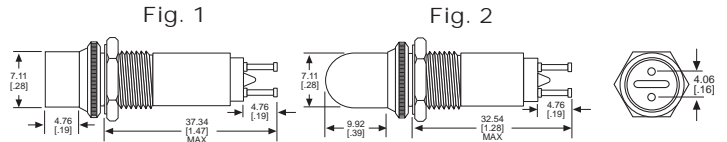
General Description

Series	249
Configuration	T-2
Description	NEON DATALITE
Lamp Type	NEON WIRE LEADS"249" SERIES, WITH RESISTOR NE-2H
Terminal Lamp Type	UNBASED
Terminal Type	TURRET
Terminal Other	249 SERIES (NEON & RED LED)
Mounting Hole Size	3/8"
Cap Material And Shape	Short cylindrical, plastic
Cap Finish Description	Unfrosted or Transparent
Cap Color Desc	Clear (Colorless)
Metal Finish Desc	Black Anodized
Built In Resistor Desc	22K
Hardware Desc	Aluminum

249 SERIES FOR 3/8" MOUNTING HOLE

PART NUMBER*	COLOR	VOLTAGE	mA	SERIES	
				OHMS	FIG
249-7841-1431-574	RED	105-125 AC-DC	0.7	100K	1
249-7841-1433-574	AMBER	105-125 AC-DC	0.7	100K	1
249-7841-1437-574	CLEAR	105-125 AC-DC	0.7	100K	1
249-7866-1431-514	RED	110-125 AC-DC	1.9	22K	1
249-7866-1433-514	AMBER	110-125 AC-DC	1.9	22K	1
249-7866-1437-514	CLEAR	110-125 AC-DC	1.9	22K	1

Material & Finish: Housing - Black Anodized Aluminum. Cap - High Impact Plastic



***PART NUMBER ORDERING CODE**

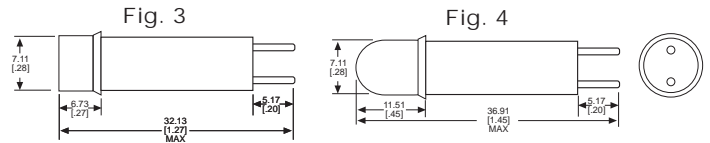
249 - 7841 - xx3x - 574
249 - 7866 - xx3x - 514

Series: 249
 Lens Shape: 14 - Fig 1 = Cylindrical, 09 - Fig 2 = Stovepipe

507 SERIES CARTRIDGES FOR HOLDERS & CLIPS • 25,000 LIFE HOURS

PART NUMBER*	COLOR	VOLTAGE	mA	SERIES	
				OHMS	FIG
507-4537-1431-640	RED	105-125 AC-DC	0.3	100K	3
507-4537-1433-640	AMBER	105-125 AC-DC	0.3	100K	3
507-4537-1435-640	WHITE	105-125 AC-DC	0.3	100K	3
507-4537-1437-640	CLEAR	105-125 AC-DC	0.3	100K	3
507-4538-1431-630	RED	110-125 AC-DC	1.2	47K	3
507-4538-1433-630	AMBER	110-125 AC-DC	1.2	47K	3
507-4538-1435-630	WHITE	110-125 AC-DC	1.2	47K	3
507-4538-1437-630	CLEAR	110-125 AC-DC	1.2	47K	3

Material & Finish: Housing - Clear Anodized Aluminum. Cap - High Impact Plastic

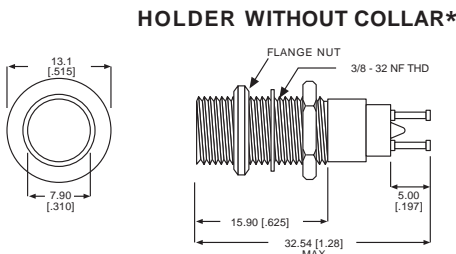


***PART NUMBER ORDERING CODE**

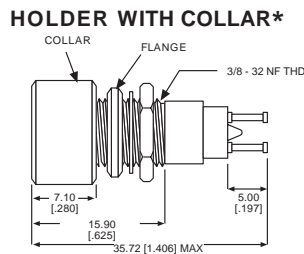
507 - 4537 - xx3x - 640
507 - 4538 - xx3x - 630

Series: 507
 Lens Shape: 14 - Fig 3 = Cylindrical, 09 - Fig 4 = Stovepipe

250 & 508 SERIES HOLDERS FOR 3/8" MOUNTING HOLE



250-8745-14-504



508-8745-504

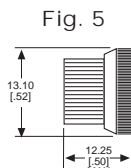
***PART NUMBER ORDERING CODE**

250 - xx45 - 14 - 504
508 - xx45 - 504

Series: 250/508
 Terminal Type: 87 = Turret Terminals, 74 = Solder Blade (Not Shown), 75 = Solder Cups (Not Shown)

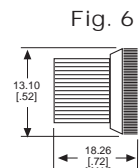
250 Series Caps for use with 507 cylindrical cartridges. (Fig. 3)

CAP PART NO.	COLOR	FIG
250-3531-500	RED	5
250-3533-500	AMBER	5
250-3535-500	WHITE	5
250-3537-500	CLEAR	5



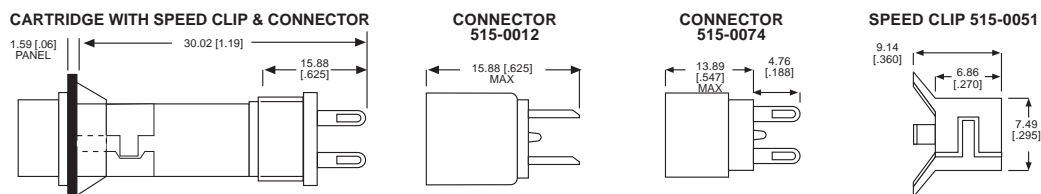
250 Series Caps for use with 507 stovepipe cartridges. (Fig. 4)

CAP PART NO.	COLOR	FIG
250-1631-500	RED	6
250-1633-500	AMBER	6
250-1635-500	WHITE	6
250-1637-500	CLEAR	6



Material & Finish: Holders - Black Anodized Aluminum, Cap - Polycarbonate Fig. 5, High Impact Plastic Fig. 6, Cartridge - Clear Anodized Aluminum

515 SERIES CONNECTORS & SPEED CLIPS FOR 9/32" MOUNTING HOLE



Green and Blue Lens Caps Not Available for Neon Indicators
 Dimensions in mm [inches]