

Home > 103090105103

Part Number: **103090105103**

General Description

Series	103
Configuration	S-6
Description	LARGE OIL TIGHT PANEL INDICATOR
Lamp Type	INCAND. CANDELABRA SCREW
Terminal Lamp Type	CAND. SCREW
Terminal Type	FLUSH SCREW
Mounting Hole Size	1"
Cap Material And Shape	Torpedo, polycarbonate
Metal Finish Desc	White Nickel
Built In Resistor Desc	None
Hardware Desc	Watertight

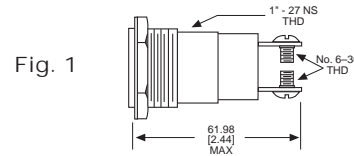


103090105103



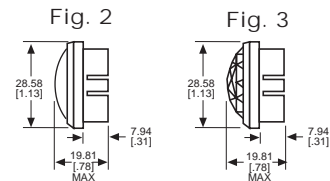
031 SERIES FOR 1" MOUNTING HOLE • FRICTION-FIT-CAP

BASE PART NO.	VOLTAGE	FIG
031-3101-01-101	6-250	1



Uses:
S-6
CANDELABRA
SCREW BASE
INCANDESCENT
LAMP

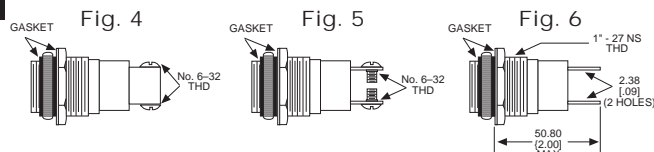
CAP PART NO.	COLOR	FIG	CAP PART NO.	COLOR	FIG
031-0111-300	RED	2	031-0431-300	RED	3
031-0112-300	GREEN	2	031-0432-300	GREEN	3
031-0113-300	AMBER	2	031-0433-300	AMBER	3
031-0135-300	WHITE	2	031-0435-300	WHITE	3
031-0137-300	CLEAR	2	031-0437-300	CLEAR	3



Material & Finish: Base - Nickel Plated Brass, Cap - Polycarbonate with Chrome Plated Brass Bezel

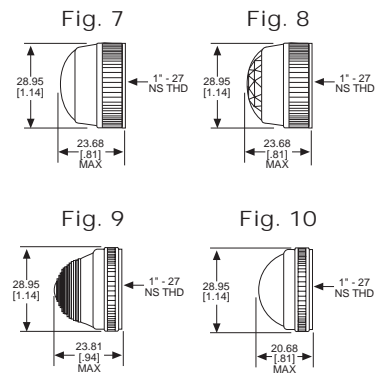
051 & 080 SERIES FOR 1" MOUNTING HOLE • WATERTIGHT

BASE PART NO.	VOLTAGE	FIG
080-0901-05-303	6-250	4
080-3101-05-303	6-250	5
080-4001-05-303	6-250	6



Uses:
S-6
CANDELABRA
SCREW BASE
INCANDESCENT
LAMP

CAP PART NO.	COLOR	FIG	CAP PART NO.	COLOR	FIG
051-0111-303	RED	7	080-0531-303	RED	9
051-0112-303	GREEN	7	080-0532-303	GREEN	9
051-0113-303	AMBER	7	080-0533-303	AMBER	9
051-0135-303	WHITE	7	080-0535-303	WHITE	9
051-0137-303	CLEAR	7	080-0537-303	CLEAR	9
051-0431-303	RED	8	080-1231-303	RED	10
051-0432-303	GREEN	8	080-1232-303	GREEN	10
051-0433-303	AMBER	8	080-1233-303	AMBER	10
051-0435-303	WHITE	8	080-1235-303	WHITE	10
051-0437-303	CLEAR	8	080-1237-303	CLEAR	10

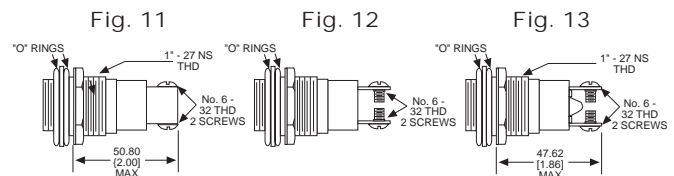


Material & Finish: Base - Chrome Plated Brass, Cap - Polycarbonate with Chrome Plated Brass Bezel

103 SERIES FOR 1" MOUNTING HOLE • OILTIGHT*

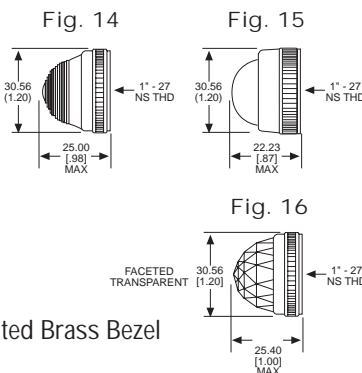
BASE PART NO.	VOLTAGE	FIG
103-0901-05-103	6-250	11
103-3101-05-103	6-250	12
103-3502-05-103†	24-250	13

† Takes S-6 Double Contact Bayonet Base Lamp



Uses:
S-6
CANDELABRA
SCREW BASE
INCANDESCENT
LAMP

CAP PART NO.	COLOR	FIG	CAP PART NO.	COLOR	FIG
103-0531-403	RED	14	103-1233-403	AMBER	15
103-0532-403	GREEN	14	103-1235-403	WHITE	15
103-0533-403	AMBER	14	103-1237-403	CLEAR	15
103-0535-403	WHITE	14	103-1331-403	RED	16
103-0537-403	CLEAR	14	103-1332-403	GREEN	16
103-1231-403	RED	15	103-1333-403	AMBER	16
103-1232-403	GREEN	15	103-1335-403	WHITE	16
			103-1337-403	CLEAR	16



Material & Finish: Base - Nickel Plated Brass, Cap - Polycarbonate with Chrome Plated Brass Bezel

Neon and incandescent lamp information on Pages 35 and 36.

* See Page 14 for Oiltight information

Dimensions in mm [inches]