


3/2 valves for manual actuators (Ø 22 mm)

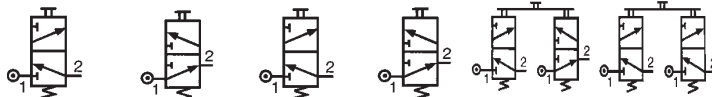


1

Part numbers

3/2 valve supplied with screws for fixing the adaptor	Connection Ø 4 1/8 BSP	89 544 501	89 544 001	—	—	—	—	—
3/2 valve (module and adaptor)	Connection Ø 4	—	—	89 545 105	89 545 005	89 545 305	89 545 205	—
Adaptor for 3/2 valve on actuators Ø 22		—	—	—	—	—	—	24 679 701
Version		NC	NO	NC	NO	NC + NO	NC + NC	

Symbol

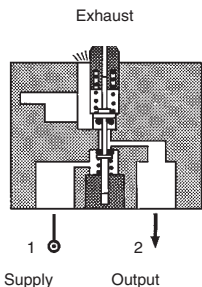


Characteristics

Operating pressure	bar	0 → 10	0 → 10	0 → 10	0 → 10	0 → 10	0 → 10	—
Orifice diameter	mm	2	2	2	2	2	2	—
Flow at 4 bars	NI/min	90	90	90	90	90	90	—
Control force	N	12.6	12.6	12.6	12.6	12.6	12.6	—
Operating temperature in dry air	°C	-10 +60	-10 +60	-10 +60	-10 +60	-10 +60	-10 +60	—
Life	operations	1.5 x 10 ⁶	1.5 x 10 ⁶	1.5 x 10 ⁶	1.5 x 10 ⁶	1.5 x 10 ⁶	1.5 x 10 ⁶	—
Non-connectable exhaust		●	●	●	●	●	●	—
Weight	g	50	50	60	60	110	110	40

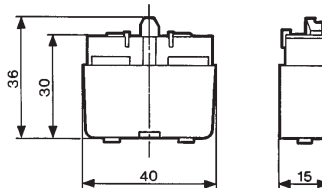
Principle of operation

NC version

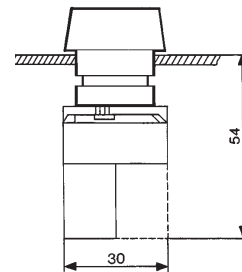


Dimensions

89 544 001 - 89 544 201
89 544 501 - 89 544 701

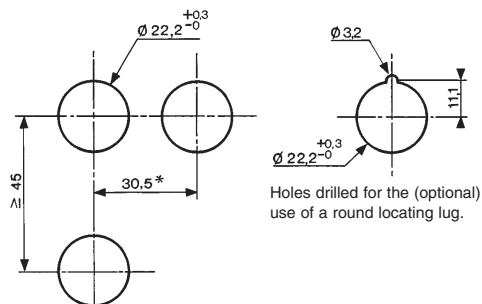


Ø 22 series



Holes drilled in panel for actuators Ø 22

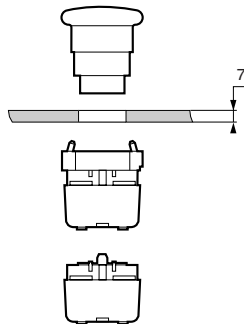
EN 50007



Holes drilled for the (optional) use of a round locating lug.

- * > 40 Ø 40 push-buttons
- * > 45 for lever type rotary switches

Installation



To order, specify:

Standard products

1

Part number

Example : Valve module 89 544 501

Standard products, non stocked

Products and specifications subject to change without notice.

Order/Technical Support – Tel: (800) 677-5311 / FAX: (800) 677-3865 / www.crouzet-usa.com

