


Type DSF Polyester Capacitors

Stacked Metallized Radial Leads



Subminiature Size

Type DSF film capacitors are made with stacked metallized polyester, resulting in high volumetric efficiency and a very economical solution for general purpose DC applications. Ideally suited for blocking, by-pass, coupling, decoupling, and filtering circuits. Specifically designed for applications where high density insertion of components is required. Ammo box style or reel taping available.

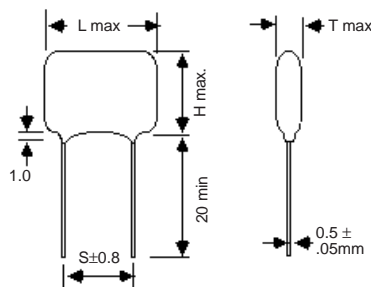
Specifications

Voltage Range: 50-100 Vdc (63 Vdc Optional)
Capacitance Range: .010-2.2 μF
Capacitance Tolerance: $\pm 5\%$ (J) standard
Operating Temperature Range: -40 to + 85°C

Full rated voltage at 85°C-Derate linearly to 50% - rated voltage at 125°C

Pulse Capability			
Rated Volts	Body Length (mm)		
	7.3, 7.5	10.2	
	dV/dt volts per microsecond, max.		
50	32 - 37	12	
100	55	43	

Dielectric Strength: Rated Vdc x 150 %, 60 sec.
Dissipation factor: 1% max (25°C, 1 kHz)
Insulation resistance: $C \leq 0.33\mu\text{F}$: 3000M Ω min.
 $C > 0.33\mu\text{F}$: 1000M $\Omega\mu\text{F}$ min.
Life Test: 1000 h @ 85°C, 125% rated voltage



Lead Spacing	
L	S
<10	5.0
≥ 10	7.5

Ratings and Dimensions

Normally Stocked

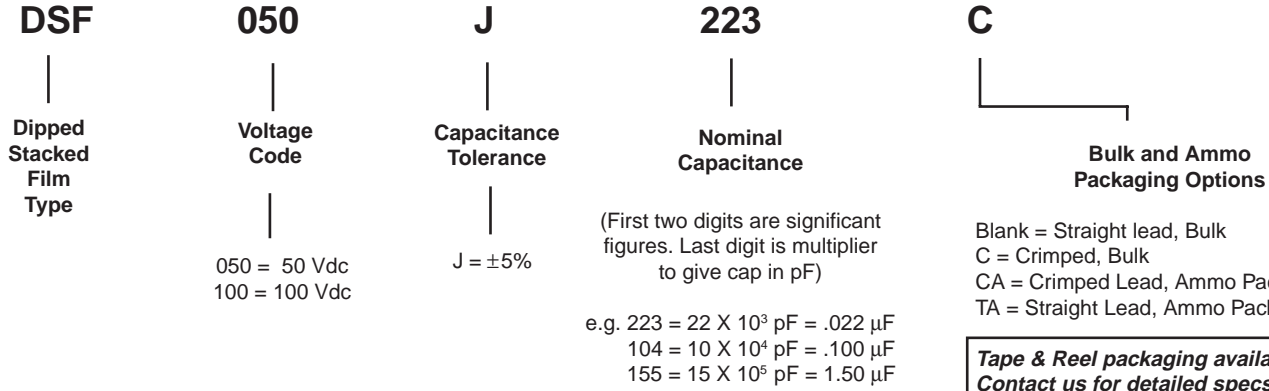
Cap. μF	Catalog Number	T Inches(mm)	H Inches(mm)	L Inches(mm)	S Inches(mm)
50 Vdc (40 Vac)					
0.010	DSF050J103	0.126 (3.2)	0.197 (5.0)	0.287 (7.3)	0.197 (5.0)
0.012	DSF050J123	0.126 (3.2)	0.197 (5.0)	0.287 (7.3)	0.197 (5.0)
0.015	DSF050J153	0.126 (3.2)	0.197 (5.0)	0.287 (7.3)	0.197 (5.0)
0.018	DSF050J183	0.126 (3.2)	0.197 (5.0)	0.287 (7.3)	0.197 (5.0)
0.022	DSF050J223	0.126 (3.2)	0.197 (5.0)	0.287 (7.3)	0.197 (5.0)
0.027	DSF050J273	0.126 (3.2)	0.197 (5.0)	0.287 (7.3)	0.197 (5.0)
0.033	DSF050J333	0.126 (3.2)	0.197 (5.0)	0.287 (7.3)	0.197 (5.0)
0.039	DSF050J393	0.126 (3.2)	0.197 (5.0)	0.287 (7.3)	0.197 (5.0)
0.047	DSF050J473	0.126 (3.2)	0.197 (5.0)	0.287 (7.3)	0.197 (5.0)
0.056	DSF050J563	0.126 (3.2)	0.197 (5.0)	0.287 (7.3)	0.197 (5.0)
0.068	DSF050J683	0.126 (3.2)	0.197 (5.0)	0.287 (7.3)	0.197 (5.0)
0.082	DSF050J823	0.142 (3.6)	0.197 (5.0)	0.287 (7.3)	0.197 (5.0)
0.100	DSF050J104	0.157 (4.0)	0.197 (5.0)	0.287 (7.3)	0.197 (5.0)
0.120	DSF050J124	0.157 (4.0)	0.197 (5.0)	0.287 (7.3)	0.197 (5.0)
0.150	DSF050J154	0.173 (4.4)	0.217 (5.5)	0.287 (7.3)	0.197 (5.0)
0.180	DSF050J184	0.177 (4.5)	0.217 (5.5)	0.287 (7.3)	0.197 (5.0)
0.220	DSF050J224	0.189 (4.8)	0.217 (5.5)	0.287 (7.3)	0.197 (5.0)
0.270	DSF050J274	0.181 (4.6)	0.276 (7.0)	0.287 (7.3)	0.197 (5.0)
0.330	DSF050J334	0.205 (5.2)	0.276 (7.0)	0.287 (7.3)	0.197 (5.0)
0.390	DSF050J394	0.224 (5.7)	0.287 (7.3)	0.287 (7.3)	0.197 (5.0)
0.470	DSF050J474	0.236 (6.0)	0.287 (7.3)	0.287 (7.3)	0.197 (5.0)
0.560	DSF050J564	0.228 (5.8)	0.394 (10.0)	0.287 (7.3)	0.197 (5.0)
0.680	DSF050J684	0.256 (6.5)	0.394 (10.0)	0.287 (7.3)	0.197 (5.0)
0.820	DSF050J824	0.268 (6.8)	0.394 (10.0)	0.287 (7.3)	0.197 (5.0)
1.000	DSF050J105	0.315 (8.0)	0.433 (11.0)	0.287 (7.3)	0.197 (5.0)
1.200	DSF050J125	0.256 (6.5)	0.394 (10.0)	0.402 (10.2)	0.295 (7.5)

Cap. μF	Catalog Number	T Inches(mm)	H Inches(mm)	L Inches(mm)	S Inches(mm)
50 Vdc (40 Vac) (cont'd)					
1.500	DSF050J155	0.283 (7.2)	0.394 (10.0)	0.402 (10.2)	0.295 (7.5)
1.800	DSF050J185	0.283 (7.2)	0.472 (12.0)	0.402 (10.2)	0.295 (7.5)
2.200	DSF050J225	0.311 (7.9)	0.472 (12.0)	0.402 (10.2)	0.295 (7.5)
100 Vdc (63 Vac)					
0.010	DSF100J103	0.126 (3.2)	0.276 (7.0)	0.295 (7.5)	0.197 (5.0)
0.012	DSF100J123	0.126 (3.2)	0.276 (7.0)	0.295 (7.5)	0.197 (5.0)
0.015	DSF100J153	0.126 (3.2)	0.276 (7.0)	0.295 (7.5)	0.197 (5.0)
0.018	DSF100J183	0.126 (3.2)	0.276 (7.0)	0.295 (7.5)	0.197 (5.0)
0.022	DSF100J223	0.126 (3.2)	0.276 (7.0)	0.295 (7.5)	0.197 (5.0)
0.027	DSF100J273	0.126 (3.2)	0.276 (7.0)	0.295 (7.5)	0.197 (5.0)
0.033	DSF100J333	0.126 (3.2)	0.276 (7.0)	0.295 (7.5)	0.197 (5.0)
0.039	DSF100J393	0.126 (3.2)	0.276 (7.0)	0.295 (7.5)	0.197 (5.0)
0.047	DSF100J473	0.126 (3.2)	0.276 (7.0)	0.295 (7.5)	0.197 (5.0)
0.056	DSF100J563	0.126 (3.2)	0.276 (7.0)	0.295 (7.5)	0.197 (5.0)
0.068	DSF100J683	0.157 (4.0)	0.276 (7.0)	0.295 (7.5)	0.197 (5.0)
0.082	DSF100J823	0.161 (4.1)	0.276 (7.0)	0.295 (7.5)	0.197 (5.0)
0.100	DSF100J104	0.177 (4.5)	0.276 (7.0)	0.295 (7.5)	0.197 (5.0)
0.120	DSF100J124	0.130 (3.3)	0.354 (9.0)	0.402 (10.2)	0.295 (7.5)
0.150	DSF100J154	0.130 (3.3)	0.354 (9.0)	0.402 (10.2)	0.295 (7.5)
0.180	DSF100J184	0.142 (3.6)	0.354 (9.0)	0.402 (10.2)	0.295 (7.5)
0.220	DSF100J224	0.157 (4.0)	0.354 (9.0)	0.402 (10.2)	0.295 (7.5)
0.270	DSF100J274	0.165 (4.2)	0.354 (9.0)	0.402 (10.2)	0.295 (7.5)
0.330	DSF100J334	0.189 (4.8)	0.394 (10.0)	0.402 (10.2)	0.295 (7.5)
0.390	DSF100J394	0.217 (5.5)	0.394 (10.0)	0.402 (10.2)	0.295 (7.5)
0.470	DSF100J474	0.268 (6.8)	0.413 (10.5)	0.402 (10.2)	0.295 (7.5)

Film Capacitors

Type DSF Polyester Capacitors

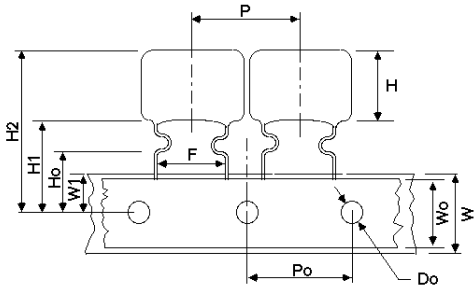
Part Number System for DSF Series



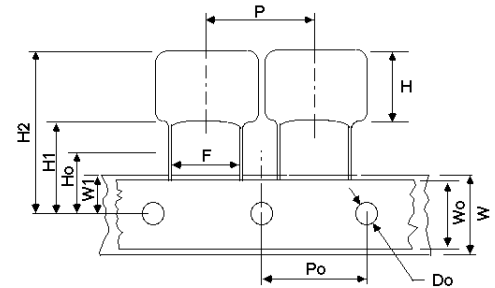
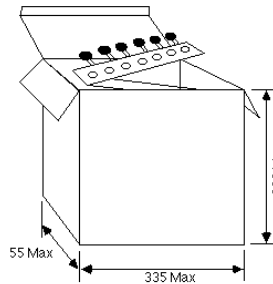
Film Capacitors

Ammo Pack Options

Crimped Lead Ammo Pack Option (CA)



Straight Lead Ammo Pack Option (TA)



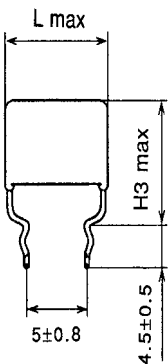
PACKAGE QUANTITY FOR AMMO PACK CRIMPED LEAD OPTION (CA) & (CR)		
WVDC	Capacitance Range	Quantity
50	0.01 - 0.12	2000
	0.15 - 2.2	1000
100	0.01 - 0.068	2000
	0.082 - 0.1	1000
	0.12 - 0.22	2000
	0.27 - 0.47	1000

PACKAGE QUANTITY FOR AMMO PACK STRAIGHT LEAD OPTION (TA) & (TR)		
WVDC	Capacitance Range	Quantity
50	0.01 - 0.12	2000
	0.15 to 1.0	1000
100	0.01 - 0.068	2000
	0.082 - 0.1	1000

Bulk Cut & Crimp Styles

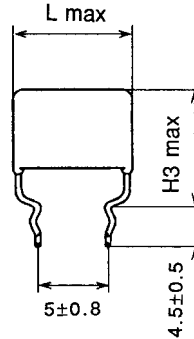
Crimp style depends on capacitor length.

$L \leq 10.0$ mm



WVDC	H3 max. (mm)
50	H+4.5
100	H+5.0

$L > 10.0$ mm



AMMO PACK TAPING SPECIFICATIONS			
	Dimensions for Crimped Option (CA)	Dimensions for Straight Lead Option (TA)	Tol. (mm)
Lead Spacing (F)	5.0	5.0	+8/-2
Capacitor Pitch (P)	12.7	12.7	±1
Feed Hole Pitch (Po)	12.7	12.7	±2
Carrier Width (W)	18.0	18.0	±5
Feed Hole Position (W1)	9.0	9.0	±5
Height of Seating Plane (H1)	20.0	20.0	±5
Lead Wire Clinch Height (Ho)	16.0	---	±5
Feed Hole Diameter (Do)	4.0	4.0	±2
Case Top to Feed Hole (H2) Max.	20.5 + Hmax	20.5 + Hmax	Max.

1605 East Rodney French Boulevard
New Bedford, MA 02744
(508) 996-8564, Fax (508) 996-3830
<http://www.cornell-dubilier.com>
E-mail: cdenb@cornell-dubilier.com

CDE CORNELL
DUBILIER

Your Source For Capacitor Solutions