

# D-subminiature Backshells - Two-Piece D\*H Series



## EMI/RFI Shielded Diecast Backshells

### 9 and 15 Position



### 25 Position



### 37 and 50 Position



## Dimensions

| Shell Size | A     |       | B     |       | C     |       | D     |       | E     |       | F     |       |
|------------|-------|-------|-------|-------|-------|-------|-------|-------|-------|-------|-------|-------|
|            | in    | mm    | in    | mm    | in    | mm    | in    | mm    | in    | mm    | in    | mm    |
| E          | 1.225 | 31.12 | 1.465 | 37.21 | 0.620 | 15.75 | 0.620 | 15.75 | 0.400 | 10.16 | 0.984 | 24.99 |
| A          | 1.540 | 39.12 | 1.600 | 40.64 | 0.620 | 15.75 | 0.620 | 15.75 | 0.400 | 10.16 | 1.312 | 33.32 |
| B          | 2.090 | 53.09 | 1.570 | 39.88 | 0.690 | 17.53 | 0.620 | 15.75 | 0.525 | 13.34 | 1.857 | 47.17 |
| C          | 2.730 | 69.34 | 1.810 | 45.97 | 0.862 | 21.89 | 0.620 | 15.75 | 0.725 | 18.42 | 2.500 | 63.50 |
| D          | 2.624 | 66.65 | 1.800 | 45.72 | 0.862 | 21.89 | 0.730 | 18.54 | 0.725 | 18.42 | 2.406 | 61.11 |

## Ordering Information


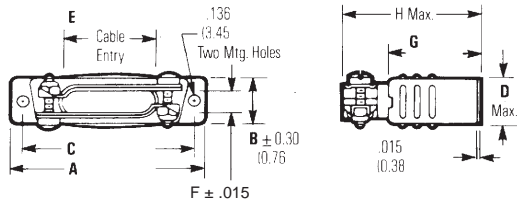
### D\*H Two-Piece Backshells

| Shell Size | Fits             |                 | Cable Entry Style | Plastic   | Cable Dia. (in) | Metallized Plastic | Cable Dia. (in) | Diecast Metal | Cable Dia. (in) |
|------------|------------------|-----------------|-------------------|-----------|-----------------|--------------------|-----------------|---------------|-----------------|
|            | Standard Density | HTD 1.5 Density |                   |           |                 |                    |                 |               |                 |
| E          | 9                | 15              | Straight (180°)   | DPH-E-001 | .210-.320       | DCH-E-001          | .210-.350       | DMH-E-001     | .210-.320       |
| A          | 15               | 26              | Straight (180°)   | DPH-A-001 | .210-.320       | DCH-A-001          | .210-.350       | DMH-A-001     | .210-.320       |
| B          | 25               | 44              | Straight (180°)   | DPH-B-001 | .230-.450       | DCH-B-001          | .230-.450       | DMH-B-001     | .230-.450       |
| C          | 37               | 62              | Straight (180°)   | DPH-C-001 | .350-.650       | DCH-C-001          | .350-.640       | DMH-C-001     | .350-.650       |
| D          | 50               | N/A             | Straight (180°)   | DPH-D-001 | .350-.650       | DCH-D-001          | .350-.640       | DMH-D-001     | .350-.640       |

# D-subminiature Junction Shells


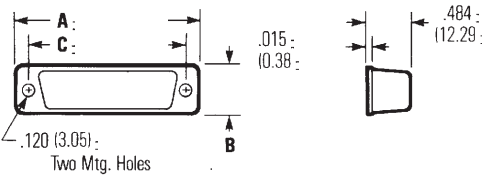


## Deep Straight Clamp



| Shell Size | Positions | A     |       | B    |       | C     |       | D    |       | E     |       | F    |       | G     |       | H     |       |
|------------|-----------|-------|-------|------|-------|-------|-------|------|-------|-------|-------|------|-------|-------|-------|-------|-------|
|            |           | in    | mm    | in   | mm    | in    | mm    | in   | mm    | in    | mm    | in   | mm    | in    | mm    | in    | mm    |
| E          | 9         | 1.203 | 30.56 | .484 | 12.29 | 0.984 | 24.99 | .578 | 14.68 | .375  | 9.53  | .375 | 9.53  | .750  | 19.05 | 1.219 | 30.96 |
| A          | 15        | 1.531 | 38.89 | .484 | 12.29 | 1.312 | 33.32 | .578 | 14.68 | .713  | 18.11 | .312 | 7.92  | .750  | 19.05 | 1.250 | 31.75 |
| B          | 25        | 2.078 | 52.78 | .484 | 12.29 | 1.852 | 47.04 | .578 | 14.68 | 1.000 | 25.40 | .312 | 7.92  | 1.000 | 25.40 | 1.531 | 38.89 |
| C          | 37        | 2.718 | 69.04 | .484 | 12.29 | 2.500 | 63.50 | .578 | 14.68 | 1.375 | 34.93 | .312 | 7.92  | 1.000 | 25.40 | 1.531 | 38.89 |
| D          | 50        | 2.625 | 66.68 | .593 | 15.06 | 2.406 | 61.11 | .687 | 17.45 | 1.406 | 35.71 | .406 | 10.31 | 1.125 | 28.58 | 1.656 | 42.06 |

## Switching Shell



| Shell Size | Positions | A     |       | B    |       | C     |       |
|------------|-----------|-------|-------|------|-------|-------|-------|
|            |           | in    | mm    | in   | mm    | in    | mm    |
| A          | 15        | 1.531 | 38.89 | .500 | 12.70 | 1.312 | 33.32 |
| B          | 25        | 2.078 | 52.78 | .500 | 12.70 | 1.852 | 47.04 |
| C          | 37        | 2.718 | 69.04 | .500 | 12.70 | 2.500 | 63.50 |
| D          | 50        | 2.625 | 66.68 | .609 | 15.47 | 2.406 | 61.11 |

## Ordering Information

### Junction Shells - Metal

| Shell Size | Fits             |                |             |                   |                     |                 |
|------------|------------------|----------------|-------------|-------------------|---------------------|-----------------|
|            | Standard Density | Straight Clamp | Round Clamp | Right-Angle Clamp | Deep Straight Clamp | Switching Shell |
| E          | 9                | N/A            | N/A         | DE-19977-5        | DE-24657            | N/A             |
| A          | 15               | DA-19678-1     | DA-20961    | DA-19977-1        | DA-24658            | DA-19678-6      |
| B          | 25               | DB-19678-2     | DB-20962    | DB-19977-2        | DB-24659            | DB-19678-7      |
| C          | 37               | DC-19678-3     | N/A         | DC-19977-3        | DC-24660            | DC-19678-8      |
| D          | 50               | DD-19678-4     | N/A         | DD-19977-4        | DD-24661            | DD-19678-9      |