


RoHS COMPLIANT



BOURNS®

Features

- Surface Mount 3 mm Square Single-Turn Cermet / Sealed
- Compatible with surface mount manufacturing processes
- Rotor stop for "in-circuit" adjustment
- 100 cycle rotational and seal life
- Patent #5043695 assembly for seal integrity
- Plastic housing for RF applications
- RoHS compliant* - see processing information on lead free surface mount trimmers

3313 - 3 mm Trimming Potentiometer

Electrical Characteristics

Standard Resistance Range
.....10 ohms to 2 megohms
(see standard resistance table)

Resistance Tolerance±20 % std.

End Resistance.....1 % or 3 ohms max.
(whichever is greater)

Contact Resistance Variation
.....3 % or 3 ohms

Adjustability

Voltage Divider.....±0.1 %

Rheostat±0.2 %

Resolution.....Infinite

Insulation Resistance500 vdc.
100 megohms min.

Dielectric Strength

Sea Level500 vac

70,000 Feet.....350 vac

Adjustment Angle220° nom.

Environmental Characteristics

Max. Soldering Exposure
.....260 °C/5 seconds

Power Rating (200 volts max.)

70 °C0.125 watt

125 °C0 watt

Operating Temp. Range
.....-55 °C to +125 °C

Temperature Coefficient
.....≤100 ohms ±150 ppm/°C;
>100 ohms ±100 ppm/°C

Seal Test.....85 °C Fluorinert†

HumidityMIL-STD 202, Method 106
(no vibration) TRS ±3 %;
IR 10 megohms

Vibration.....20 G TRS ±1 %; VRS ±1 %

Shock.....100 G TRS ±1 %; VRS ±1 %

Load Life1000 hours
@ 70 °C Rated Power; TRS ± 3 %

Rotational Life100 cycles TRS ± 3 %

Thermal Shock.....5 cycles
TRS ± 2 %; VRS ± 1 %

Physical Characteristics

Mechanical Angle250 ° nom.

Torque50 g-cm max.

Stop Strength.....200 g-cm min.

Pushover Strength ("S" only)
.....1.6 Kilograms (3.5 lbs) minimum

FlammabilityU.L. 94V-0

Weight.....Approx. 0.01 oz.

MarkingResistance code
and date code

Wiper.....50 % (Actual TR) ±10 %

Standard Packaging

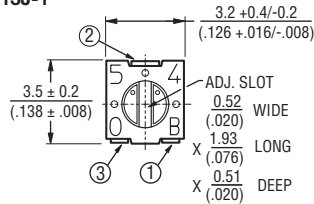
J Style1000 pcs./7 " reel

S Style200 pcs./7 " reel

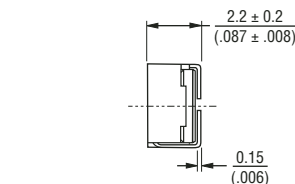
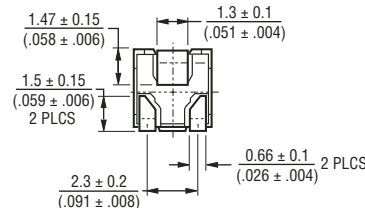
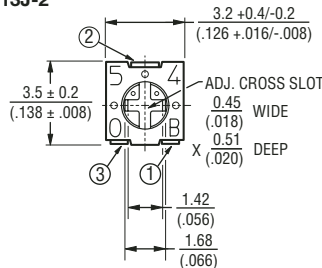
Adjustment ToolH-91

Product Dimensions

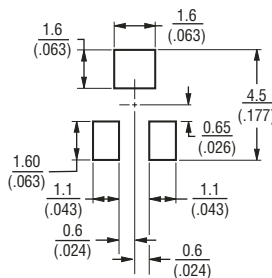
3313J-1



3313J-2



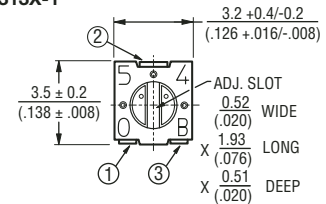
RECOMMENDED LAND PATTERN



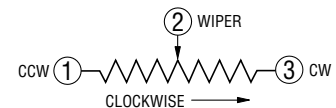
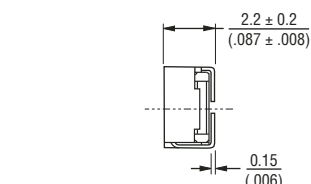
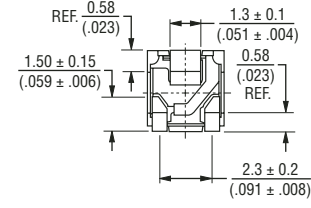
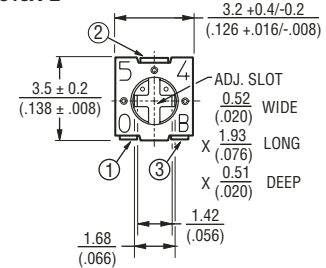
TOLERANCES: ± 0.25 (.010) EXCEPT WHERE NOTED

DIMENSIONS ARE: $\frac{\text{MM}}{(\text{INCHES})}$

3313X-1



3313X-2



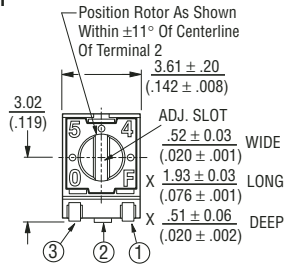
*RoHS Directive 2002/95/EC Jan 27 2003 including Annex.
†"Fluorinert" is a registered trademark of 3M Co.
Specifications are subject to change without notice.
Customers should verify actual device performance in their specific applications.

3313 - 3 mm Trimming Potentiometer

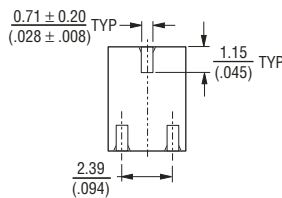
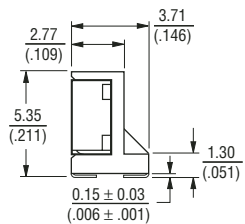
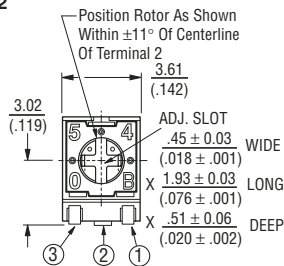


Product Dimensions

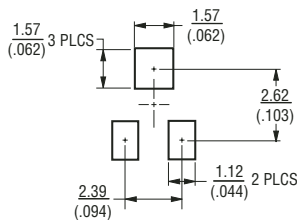
3313S-1



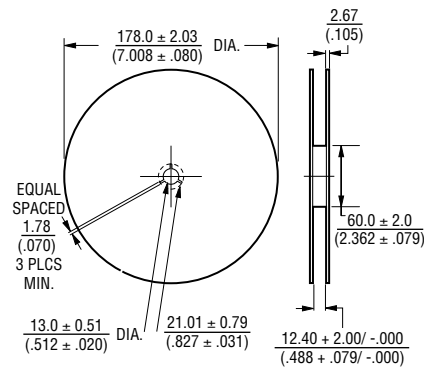
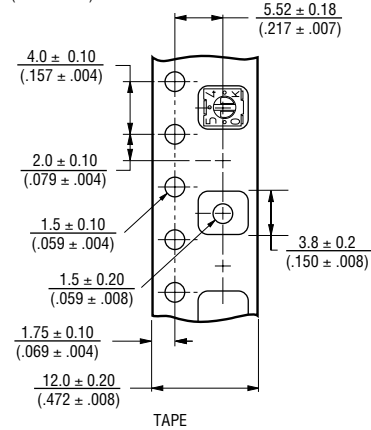
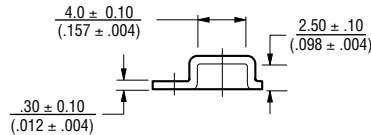
3313S-2



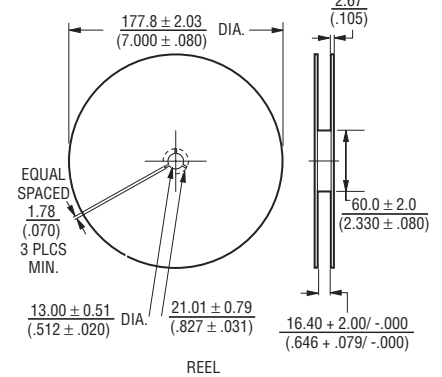
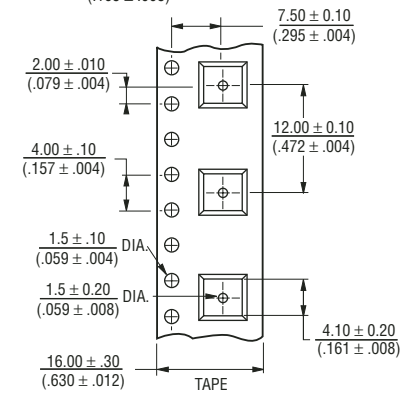
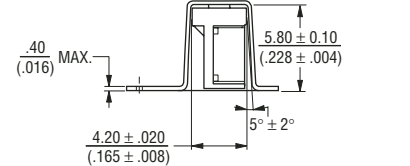
RECOMMENDED LAND PATTERN



3313J/X Packaging Specifications



3313S Packaging Specifications



TOLERANCES: ± 0.25 (.010) EXCEPT WHERE NOTED

DIMENSIONS ARE: $\frac{\text{MM}}{\text{(INCHES)}}$

How To Order

3313 J - 1 - 502 E

Model _____
 Style _____
 Standard or Modified _____
 Product Indicator
 -1 = Single Slot
 -2 = Cross Slot
 Resistance Code _____
 Embossed Tape
 1000 pcs. / 7" Reel (J Style)
 200 pcs. / 7" Reel (S Style)

Standard Resistance Table

Resistance (Ohms)	Part Marking Code	Resistance Code
10	A1	100
20	21	200
50	51	500
100	A2	101
200	22	201
500	52	501
1,000	A3	102
2,000	23	202
5,000	53	502
10,000	A4	103
20,000	24	203
50,000	54	503
100,000	A5	104
200,000	25	204
500,000	55	504
1,000,000	A6	105
2,000,000	26	205

Popular distribution resistance values listed in boldface. Special resistances available.