

GigaFlex 2400 Cable Series

TIA/EIA-568-B.2-1, Category 6

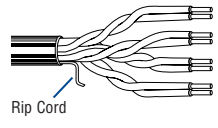
Enhanced Category 6 Nonbonded-pair Cables

Certified System Cable

Description	Part No.	UL NEC/ C(UL) CEC Type	No. of Pairs	Standard Lengths		Standard Unit Wt.		Nominal OD		Max. DCR (Ω/100m)	Max. DCR Unbal. (%)	Max. Cap. Unbal. (pF/100m)	Freq. (MHz)	Max. Atten. (dB/100m)	Min. PSUM NEXT (dB)	Min. PSUM ACR (dB/100m)	Min. PSUM ELFEXT (dB/100m)	Input Imped. (Ω)	Min. RL (dB)
				Ft.	m	Lbs.	kg	Inch	mm										

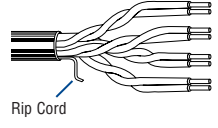
24 AWG Solid Bare Copper Conductors • Twisted Pairs • Rip Cord • See Color Code Chart (below)

Non-Plenum • Polyolefin Insulation • PVC Jacket																			
White, Reel-in-Box	24566315	NEC:	4	1000	304.8	26.0	11.8	.214	5.44	9.38	5.0	330	0.772	1.8	75.0	73.2	70.0	100±15	19.7
Blue, Reel-in-Box	24566915	CMR											1.0	2.0	73.3	71.3	67.8	100±15	20.0
White, Reel	24566345	CEC:											4.0	3.7	64.3	60.6	55.8	100±15	23.0
Blue, Reel	24566945	CMR											8.0	5.2	59.8	54.6	49.7	100±15	24.5
													10.0	5.8	58.3	52.5	47.8	100±15	25.0
													16.0	7.4	55.2	47.9	43.7	100±15	25.0
													20.0	8.3	53.8	45.5	41.8	100±15	25.0
													25.0	9.3	52.3	43.1	39.8	100±15	24.3
													31.25	10.4	50.9	40.5	37.9	100±15	23.6
													62.5	15.0	46.4	31.4	31.9	100±15	21.5
													100.0	19.3	43.3	24.0	27.8	100±15	20.1
													200.0	28.3	38.8	10.5	21.8	100±22	18.0
													250.0	32.1	37.3	5.3	19.8	100±32	17.3
													300.0 [Ⓢ]	35.6	36.1	0.5	18.3	100±32	16.8
													350.0 [Ⓢ]	38.9	35.1	-3.7	16.9	100±32	16.3
													400.0 [Ⓢ]	42.0	34.3	-7.7	15.8	100±32	15.9
													450.0 [Ⓢ]	45.0	33.5	-11.5	14.7	100±32	15.5



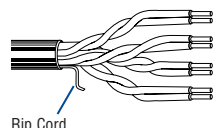
Jacket sequentially marked at 2 ft. intervals.
Featuring Descending Length Marking.
Third party verified to TIA/EIA-568-B.2-1, Category 6

Non-Plenum • Polyolefin Insulation - LSZH Polymer Alloy																			
Purple, Reel	24568005	NEC:	4	1000	304.8	28.0	12.7	.214	5.44	9.38	5.0	330	0.772	1.8	75.0	73.2	70.0	100±15	19.7
		CMR											1.0	2.0	73.3	71.3	67.8	100±15	20.0
		CEC:											4.0	3.7	64.3	60.6	55.8	100±15	23.0
		CMR											8.0	5.2	59.8	54.6	49.7	100±15	24.5
													10.0	5.8	58.3	52.5	47.8	100±15	25.0
													16.0	7.4	55.2	47.9	43.7	100±15	25.0
													20.0	8.3	53.8	45.5	41.8	100±15	25.0
													25.0	9.3	52.3	43.1	39.8	100±15	24.3
													31.25	10.4	50.9	40.5	37.9	100±15	23.6
													62.5	15.0	46.4	31.4	31.9	100±15	21.5
													100.0	19.3	43.3	24.0	27.8	100±15	20.1
													200.0	28.3	38.8	10.5	21.8	100±22	18.0
													250.0	32.1	37.3	5.3	19.8	100±32	17.3
													300.0 [Ⓢ]	35.6	36.1	0.5	18.3	100±32	16.8
													350.0 [Ⓢ]	38.9	35.1	-3.7	16.9	100±32	16.3
													400.0 [Ⓢ]	42.0	34.3	-7.7	15.8	100±32	15.9
													450.0 [Ⓢ]	45.0	33.5	-11.5	14.7	100±32	15.5



Jacket sequentially marked at 2 ft. intervals.
Featuring Descending Length Marking.
Third party verified to TIA/EIA-568-B.2-1, Category 6

Plenum • 100% FEP Insulation • Low-Smoke PVC Jacket																			
White, Reel-in-Box	24567315	NEC:	4	1000	304.8	24.0	10.9	.210	5.33	9.38	5.0	330	0.772	1.8	75.0	73.2	70.0	100±15	19.7
Blue, Reel-in-Box	24567915	CMP											1.0	2.0	73.3	71.3	67.8	100±15	20.0
White, Reel	24567345	CEC:											4.0	3.7	64.3	60.6	55.8	100±15	23.0
Blue, Reel	24567945	CMP											8.0	5.2	59.8	54.6	49.7	100±15	24.5
													10.0	5.8	58.3	52.5	47.8	100±15	25.0
													16.0	7.4	55.2	47.9	43.7	100±15	25.0
													20.0	8.3	53.8	45.5	41.8	100±15	25.0
													25.0	9.3	52.3	43.1	39.8	100±15	24.3
													31.25	10.4	50.9	40.5	37.9	100±15	23.6
													62.5	15.0	46.4	31.4	31.9	100±15	21.5
													100.0	19.3	43.3	24.0	27.8	100±15	20.1
													200.0	28.3	38.8	10.5	21.8	100±22	18.0
													250.0	32.1	37.3	5.3	19.8	100±32	17.3
													300.0 [Ⓢ]	35.6	36.1	0.5	18.3	100±32	16.8
													350.0 [Ⓢ]	38.9	35.1	-3.7	16.9	100±32	16.3
													400.0 [Ⓢ]	42.0	34.3	-7.7	15.8	100±32	15.9
													450.0 [Ⓢ]	45.0	33.5	-11.5	14.7	100±32	15.5



Jacket sequentially marked at 2 ft. intervals.
Featuring Descending Length Marking.
Third party verified to TIA/EIA-568-B.2-1, Category 6

ACR = Attenuation Crosstalk Ratio • DCR = DC Resistance • ELFEXT = Equal Level Far-end Crosstalk • NEXT = Near-end Crosstalk • PSUM = Power Sum • RL = Return Loss • UTP = Unshielded Twisted Pair(s)
*Values provided for information only.

Color Codes: GigaFlex 2400

Pair No.	Color Combination
1	White/Blue Stripe & Blue
2	White/Orange Stripe & Orange
3	White/Green Stripe & Green
4	White/Brown Stripe & Brown