

[Product Catalog for Electronics Manufacturing](#) > [3M™ Telecommunications OEM Center](#) . . . [3M™ .100" Wiremount Socket, CHG Series](#) > [3M™ .100" Wiremount Socket, 2 Contacts, CHG-1002 Series](#) >

 [Printer-friendly format](#) **3M™ .100 in. Wiremount Socket, 1-Row, Side-to-Side Stackable, 2 Contacts, CHG-1002-001010-KCP**
.100" for .100" Pitch Notched or Discrete Wire Cable, Wire size options 26 and 28 AWG solid and stranded, Plating wipe area: Gold.

3M Id : 80-6102-1094-2

▼ **Electronics Manufacturing**


▼ **Product Catalog for Electronics Manufacturing**

- **3M™ Bonding Tapes & Adhesives**
- **3M™ Electronic Solutions Products**
- **3M™ Electronic Specialty Markets**
- **3M™ Insulation & Protection**
- **3M™ Interconnect Solutions**
- **3M™ Personal Safety Products**
- **3M™ Tapes**
- **3M™ Telecommunications OEM Center**
- **Electronic Materials**

3M™ Pak 100 Wiremount Socket

.100" for .100" Pitch Notched Flat Cable or Discrete Wire

CHG Series



- One row, side-to-side stackable
- Mates to 3M one row pin strip headers
- 17 standard sizes, 2-36 positions
- Twin slot IDC provides four points of contact
- Exclusive L/H 4-wipe contact
- 3435-0 keying plug is optional - order separately
- RoHS* compliant

Date Modified: February 2, 2005

TS-0189-15
Sheet 1 of 2

Physical

Insulation

Material: Glass Filled Polyester (PBT)

Flammability: UL 94V-0

Color: Gray

Contact

Material: Copper Alloy

Plating:

Option P

First Wipe Area: 30 μ " [0.76 μ m] Gold - MIL-G-45204, Type II, Grade C

Second Wipe Area,

Underplating and U-Slot: 100 μ " [2.54 μ m] Nickel - QQ-N-290, Class 2

Wire Accommodation: See Ordering Information for Options

Marking: 3M Logo and Orientation Triangle

Electrical

Current Rating: 22-24 AWG: 2 A; 26-28 AWG: 1.5 A

Insulation Resistance: $> 1 \times 10^9 \Omega$ at 500 VDC

Withstanding Voltage: 1000 Vrms at Sea Level

Environmental

Temperature Rating: -55°C to +105°C

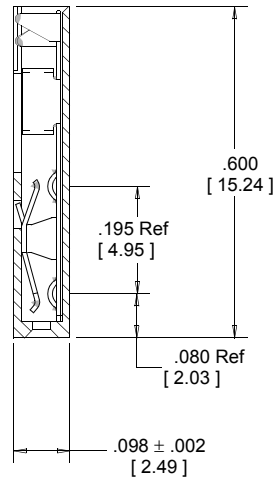
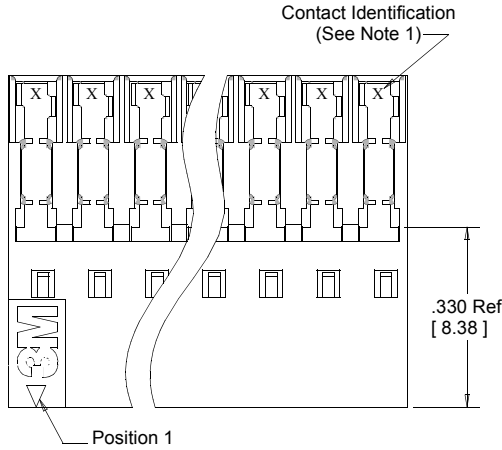
UL File No.: E68080

*RoHS = Directive 2002/95/EC,
Restriction of the Use of Certain Hazardous Substances in Electrical and Electronic Equipment

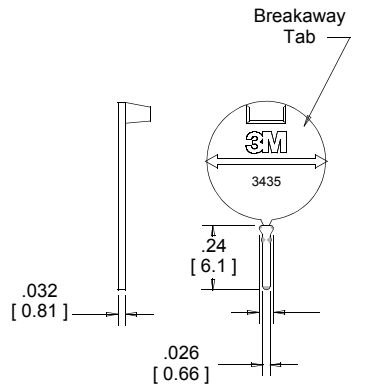
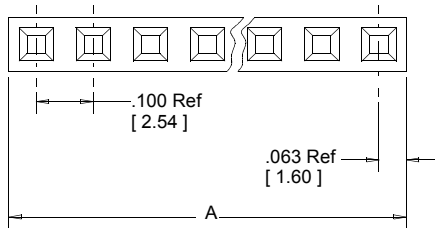
3M™ Pak 100 Wiremount Socket

.100" for .100" Pitch Notched Flat Cable or Discrete Wire

CHG Series



Contact Quantity	Dimension A ± .006 [± 0.15]
02	0.225 [5.72]
03	0.325 [8.26]
04	0.425 [10.80]
05	0.525 [13.34]
06	0.625 [15.88]
07	0.725 [18.42]
08	0.825 [20.96]
09	0.925 [23.50]
10	1.025 [26.04]
14	1.425 [36.20]
15	1.525 [38.74]
16	1.625 [41.28]
20	2.025 [51.44]
25	2.525 [64.14]
28	2.825 [71.76]
32	3.225 [81.92]
36	3.625 [92.08]



3435-0 Keying Plug



Inch
[mm]

Tolerance Unless Noted			
	.0	.00	.000
inch	±.1	±.01	±.005

[] Dimensions for Reference Only

Notes:

- Contact Wire size Identification:
"6" - 26 and 28 AWG
"2" - 22 and 24 AWG
- Insulation O.D. = .054 [1.37] Max
- Recommended to be mated to a .100" x .100" Pin Strip Header with either a .235" [5.97] or a .318" [8.08] mating pin length. 929 Series, 2400 Series and 2300 Series.
- Other sizes, polarizations and plating options are available as a special order. Higher minimum quantities and lead times will apply.

Ordering Information

CHG-10XX-001010-KXX

Contact Quantity:
See Table

Wire Size Options:
C = 26 and 28 AWG Solid and Stranded
E = 22 AWG Stranded and 24 AWG Solid or Stranded

*Plating Options:
P = Wipe Area: Gold

*Contact is plated initially with
100 μ" [2.54 μm] Nickel

Application Tools: For discrete wire: 3586-12 Pistol Grip and 3624-41 Assembly Head For notched flat cable: 3335 press (or equivalent), 3739-CHGA Locator Plate.

TS-0189-15'
Sheet 2 of 2