
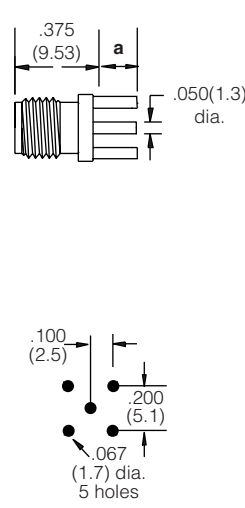

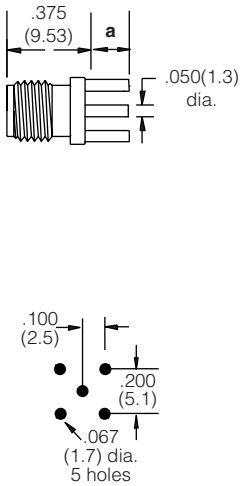



<p>Fig. 1</p>   <p>SMA Printed Circuit Receptacle Gold Plated Blunt Post Terminal Four Legs 901-144▲ .155(3.9) Legs & Term. 901-144-2 .105(2.7) Solder Dipped Legs & Term. 901-144-3 .155(3.9) Solder Dipped Legs & Term. 901-144-4 .200(5.1) Legs & Term with Stand-off Pads</p>	<p>Fig. 2</p>   <p>SMA Printed Circuit Receptacle Gold Plated Blunt Post Terminal Four Legs .025 Stand-off Pads 901-143▲ .155(3.9) Legs & Term. 901-143-3 .155(3.9) Solder Dipped Legs & Term. 901-143-4 .105(2.7) Solder Dipped Legs & Term.</p>	<p>Fig. 3</p>  <p>SMA Printed Circuit Receptacle Edge Mount for .062" Printed Circuit Board 901-9850 for .062" Printed Circuit Board 901-10003 for .062" Printed Circuit Board 901-10019 for .032" Printed Circuit Board</p>
--	--	--

SMA PRINTED CIRCUIT RECEPTACLES – female contacts

Description	Terminal Type	Pit.	Ins.	MTG Hole	Construction Notes	Dim. a	Amphenol Number	Fig.
Printed Circuit Board Panel Jack Receptacle	Blunt Post	P11	D1	T	Captive Contact	.155(3.9)	▲ 901-144	1
					Solder Dipped Legs & Term	.105(2.7)	901-144-2	1
					Solder Dipped Legs & Term	.155(3.9)	901-144-3	1
					.025 Stand-off Pads	.200(5.1)	901-144-4	1
Printed Circuit Board Angle Jack Receptacle	Blunt Post	P11	D1	T	.025 Stand-off Pads	.155(3.9)	▲ 901-143	2
					Solder Dipped Legs & Term	.155(3.9)	901-143-3	2
					Solder Dipped Legs & Term	.105(2.7)	901-143-4	2
Printed Circuit Board Edge Mt Jack Receptacle	Blunt Post	P10	D1	—	For .062" Thick PCB	.475 (12)	901-9850	3
	Blunt Post	P11	D1	—	For .062" Thick PCB	.375 (9.5)	901-10003	3
	Blunt Post	P11	D1	—	For .032" Thick PCB	.350(8.9)	901-10019	3

▲ distributor stocked

