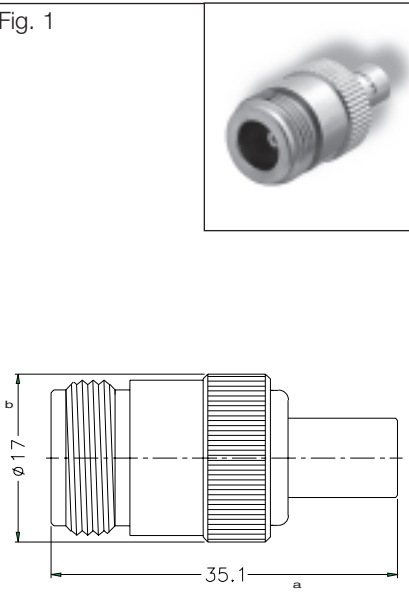
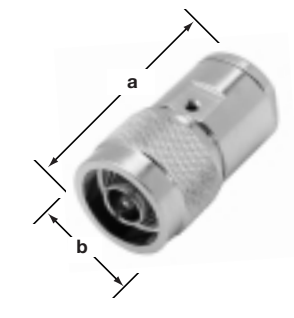



<p>Fig. 1</p>  <p>N Terminator Jack <b>82-5721-10RFX</b></p>	<p>Fig. 2</p>  <p>N Male Cap / Resistor Terminated <b>82-5722-RFX</b></p>	<p>Fig. 3</p>  <p>N Female Cap / Resistor Terminated <b>82-5721-1000</b></p>
---	--	---

## N CAPS

Description	Dimensions, inches (millimeters)		Plt.	Ins.	Military Number	Amphenol Number	Fig.
	a	b					
Male Cap Resistor Terminated, 50Ω 5%, 1 Watt	1.30(33.0)	.827(21.0)	P7	D1	—	<b>82-5722-RFX</b>	2
Female Cap Terminator, 49.9Ω 1%, 1 Watt	1.30(33.0)	.656(15.7)	P17	D1	—	<b>82-5721-1000</b>	3
Female Cap Terminator, 50.0Ω 5%, 1 Watt	1.30(33.0)	.656(15.7)	P17	D1	—	<b>82-5721-10RFX</b>	1

▼ max. panel when rear mounted thru panel ▲ Distributor stocked