


Fig. 1



75Ω BNC Crimp Plugs

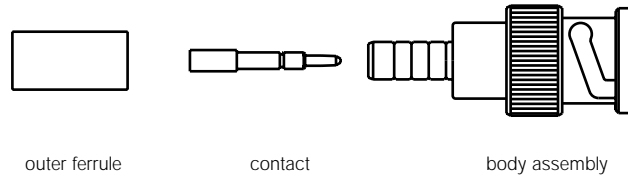
31-70000	31-70222	31-71008	31-71013-1000
31-70000-1000	31-70234	31-71008-1000	31-71032
31-70008	31-70235	31-71008-2000	31-71033
31-70008-1000	31-70236	31-71008-1RFX	31-71034
31-70008-3000	31-70237	31-71008-RFX	31-71035
31-70013	31-70238	31-71013	31-71064
31-70013-1000	31-71000-RFX	31-71013-RFX	31-71065
			31-71066

75Ω BNC PLUGS AND ANGLE PLUGS

Cable RG-/U	Connector Configuration	Cable Attachment		Dimensions, inches (millimeters)			Notes			75Ω Type	Amphenol Number	Fig.
		Outer	Inner	a ■	c •	d	CAI	Plt.	Ins.			
RG-6 Type .295" O.D. max. Belden 9248, 1694A (Single Shield)	Plug	Crimp	Crimp	1.35(34.3)	.300(7.6)	—	C31	P15	D1	T1	31-70000☆	1 ▲
	Plug	Crimp	Crimp	1.21(30.7)	.300(7.6)	—	C32	P7	D26	T2	31-71000-RFX☆	1 ▲
	Plug	Crimp	Crimp	1.25(31.8)	.300(7.6)	—	C31	P15	D1	T1	31-70000-1000	1 ▲
	Plug	Crimp	Crimp	1.21(30.7)	.300(7.6)	—	C32	P15	D1	T2	31-71064	1 ▲
59, 62 Belden 8241, 8263, 8279, 9209	Plug	Crimp	Crimp	1.25(31.7)	.261(6.6)	—	C31	P16	D1	T1	31-70008	1 ▲
	Plug	Crimp	Crimp	1.12(28.6)	.261(6.6)	—	C32	P15	D1	T2	31-71008	1 ▲
	Plug	Crimp	Crimp	1.17(29.8)	.260(6.6)	—	C32	P7	D26	T2	31-71008-RFX	1 ▲
59 (20GA CC) Belden 1426A, 1505A 9100, 9278	Plug	Crimp	Crimp	1.25(31.8)	.261(6.6)	—	C31	P15	D1	T1	31-70008-3000	1 ▲
	Plug	Crimp	Crimp	1.12(28.5)	.261(6.6)	—	C32	P15	D1	T2	31-71008-1000	1 ▲
	Plug	Crimp	Crimp	1.17(29.8)	.261(6.6)	—	C32	P7	D26	T2	31-71008-1RFX	1 ▲
Plenum 59, Belden 88241 82259, 89259	Plug	Crimp	Crimp	1.11(28.2)	.220(5.6)	—	C32	P15	D1	T2	31-71008-2000	1 ▲
Plenum 59 (20GA CC) Belden 82108	Plug	Crimp	Crimp	1.11(28.2)	.220(5.6)	—	C32	P15	D1	T2	31-71035	1 ▲
DbI Shield 59 (20GA CC) 179, 187	Plug	Crimp	Crimp	1.36(34.5)	.334(8.5)	—	C31	P15	D1	T1	31-70222	1 ▲
DbI. Br. 179	Plug	Crimp	Crimp	1.33(33.5)	.120(3.0)	—	C31	P15	D1	T1	31-70013	1 ▲
	Plug	Crimp	Crimp	1.19(30.2)	.120(3.0)	—	C32	P15	D1	T2	31-71013	1 ▲
	Plug	Crimp	Crimp	1.19(30.2)	.106(2.7)	—	C32	P17	D23	T2	31-71013-RFX	1 ▲
ATT 728B, Belden 9231	Plug	Crimp	Crimp	1.25(31.7)	.175(4.4)	—	C31	P15	D1	T1	31-70013-1000	1 ▲
	Plug	Crimp	Crimp	1.11(28.2)	.175(4.4)	—	C32	P15	D1	T2	31-71013-1000	1 ▲
ATT 734A	Plug	Crimp	Crimp	1.36(34.5)	.342(8.7)	—	C31	P16	D1	T1	31-70022	1 ▲
Belden 8218	Plug	Crimp	Crimp	1.25(31.7)	.261(6.6)	—	C31	P15	D1	T1	31-70008-1000	1 ▲
Belden 8281, 88281	Plug	Crimp	Crimp	1.11 (28.2)	.175(4.4)	—	C32	P15	D1	T2	31-71033	1 ▲
Belden 8281, 88281	Plug	Crimp	Crimp	1.21 (30.7)	.342(8.7)	—	C32	P15	D1	T2	31-71032	1 ▲
Belden 89248, (Plenum)	Plug	Crimp	Crimp	1.35 (34.3)	.250 (6.4)	—	C31	P15	D1	T1	31-70000☆	1 ▲
Belden 89248, (Plenum)	Plug	Crimp	Crimp	1.35 (34.3)	.250 (6.4)	—	C31	P15	D1	T1	31-70000☆	1 ▲
Belden 9290, 1152A (Double Shield)	Plug	Crimp	Crimp	1.21 (30.7)	.314(8.0)	—	C32	P7	D26	T2	31-71000-RFX☆	1 ▲
Belden 9290, 1152A (Double Shield)	Plug	Crimp	Crimp	1.21 (30.7)	.314(8.0)	—	C32	P15	D1	T2	31-71065	1 ▲
Belden 89292	Plug	Crimp	Crimp	1.62 (41.1)	.418(10.6)	※	C32	P15	D1	T2	31-71034	1 ▲
Quad 59 Headend Cable Belden 1694	Plug	Crimp	Crimp	1.12 (28.6)	.287(7.3)	—	C32	P15	D1	T2	31-71066	1 ▲
Belden 1694	Plug	Crimp	Crimp	1.00(25.4)	.260(6.6)	-	C26a	P7	D1	T1	31-70234	1
Belden 8281	Plug	Crimp	Crimp	1.00(25.4)	.260(6.6)	-	C26a	P7	D1	T1	31-70235	1
Belden 8218	Plug	Crimp	Crimp	1.00(25.4)	.260(6.6)	-	C26a	P7	D1	T1	31-70236	1
Belden 734A	Plug	Crimp	Crimp	1.00(25.4)	.260(6.6)	-	C26a	P7	D1	T1	31-70237	1
Belden 735A	Plug	Crimp	Crimp	1.00(25.4)	.260(6.6)	-	C26a	P7	D1	T1	31-70238	1

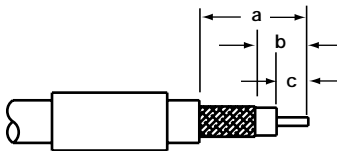
• accommodates cable diameter ■ includes outer ferrule ☆ supplied with two crimp ferrules ▲ Distributor Stocked ※ OD = .590(15.0)

CRIMP TERMINATION FOR TYPE 1 – 75Ω CONNECTORS



Amphenol Connector Cable Number	Connector Type	Hex Crimp Data RG-/U	Stripping Dimensions, inches (mm)			a	b	c
			Cavity for Contact	Cavity for Outer Ferrule	CTL Series Tool No.			
31-70000	75Ω BNC Plug	6, Belden 9248, Plenum 6	.052(1.3) sq.	.324(8.2)	CTL-8	.577(14.7)	.234(5.9)	.140(3.6)
31-70000-1000	75Ω BNC Plug	6, Belden 9248	.052(1.3) sq.	.324(8.2)	CTL-8	.577(14.7)	.234(5.9)	.140(3.6)
31-70008	75Ω BNC Plug	59	.052(1.3) sq.	.255(6.5)	CTL-6 or 8	.577(14.7)	.234(5.9)	.140(3.6)
31-70008-1000	75Ω BNC Plug	59 (20GA CC)	.052(1.3) sq.	.255(6.5)	CTL-6 or 8	.577(14.7)	.234(5.9)	.140(3.6)
31-70008-3000	75Ω BNC Plug	59 (.032 CC)	.052(1.3) sq.	.255(6.5)	CTL-6 or 8	.577(14.7)	.234(5.9)	.140(3.6)
31-70009	75Ω BNC Jack	59	.052(1.3) sq.	.255(6.5)	CTL-6 or 8	.557(14.1)	.214(5.4)	.156(4.0)
31-70013	75Ω BNC Plug	179, 187	.052(1.3) sq.	.178(4.5)	CTL-6	.577(14.7)	.234(5.9)	.140(3.6)
31-70013-1000	75Ω BNC Plug	Dbl. Br. 179, ATT19224-L2	.052(1.3) sq.	.178(4.5)	CTL-6	.594(15.1)	.250(6.4)	.156(4.0)
31-70015-1000	75Ω BNC Angle Plug	Dbl. Br. 179, ATT19224-L2	.052(1.3) sq.	.178(4.5)	CTL-6	.649(16.5)	.435(11.0)	.125(3.2)
31-70016	75Ω BNC Jack	179, 187	.052(1.3) sq.	.178(4.5)	CTL-6	.886(22.5)	.451(11.4)	.140(3.6)
31-70016-1000	75Ω BNC Bulk. Jack	Dbl. Br. 179, ATT19224-L2	.052(1.3) sq.	.178(4.5)	CTL-6	.886(22.5)	.451(11.4)	.140(3.6)
31-70022	75Ω BNC Plug	ATT 728B, Belden 9231	.068(1.7)hex	.324(8.2)	CTL-8	.579(15.1)	.125(3.2)	.125(3.2)
31-70082	75Ω BNC Angle Plug	ATT 735A	Solder Only	.160(4.1)	▲	.635(16.1)	.385(9.8)	.200(5.1)
31-70222	75Ω BNC Plug	Belden 8281, 9231	.052(1.3) sq.	.324(8.2)	CTL- 8	.577(14.7)	.234(5.9)	.140(3.6)

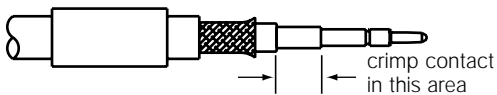
Step 1



- ▲ For RG-174, 179, 187, 188, 316/U cables only, slit jacket back .100"(2.5mm) as shown. Before attaching center contact, slide TFE sleeve (not shown) over cable dielectric and under braid. The center contact should butt against the dielectric and TFE sleeve.

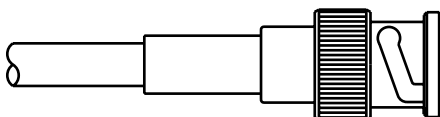
Step 1 Slide outer ferrule over cables shown. Flare slightly end of cable braid as shown to facilitate insertion of inner ferrule. **IMPORTANT:** Do not comb out braid.

Step 2



Step 2 Place contact onto center conductor so it butts against cable dielectric. Crimp contact in place.

Step 3



Step 3 Install cable assembly into body assembly so inner ferrule slides over sleeve and under braid. Push cable assembly forward until contact seats in insulator. Slide outer ferrule over braid and up against connector body. Crimp outer ferrule.

▲ use die set 227-1448 with tool frame 227-944