

Our Products

- [7/16](#)
- [BNC](#)
- [D-Sub](#)
- [FME](#)
- [MCX](#)
- [MMCX](#)
- [SMA](#)
- [SMB](#)
- [SMC](#)
- [TNC](#)
- [Twin BNC](#)
- [Type F](#)
- [Type N](#)
- [UHF](#)

Search Results for: Straight 3-Piece Crimp Jack

Please note: Images are for reference only



Part Number: 182112
Family/Series: UHF/Mini-UHF Coaxial Connectors
Product Type: MINI-UHF SERIES
Description: Straight 3-Piece Crimp Jack
Cable: 58/58A/58C/141/303/LMR195/B7806A **

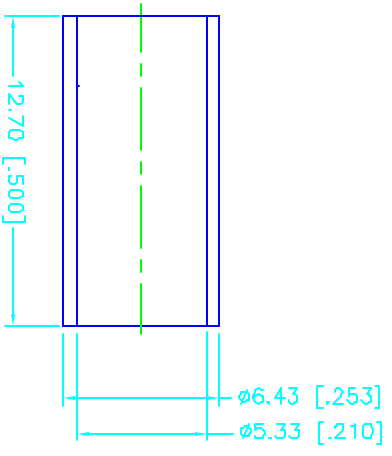
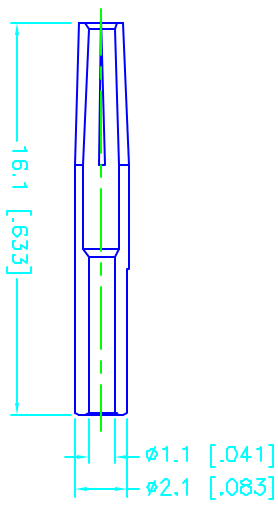
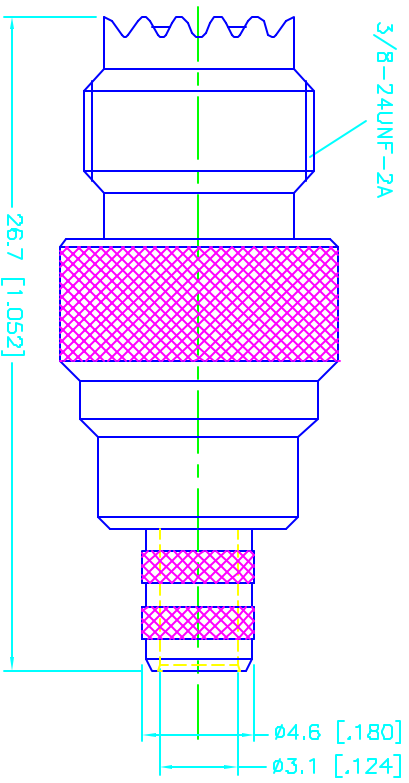
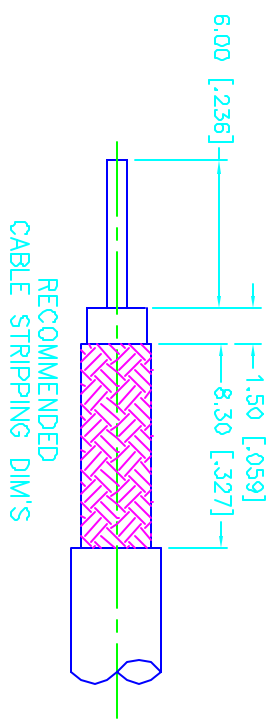
Cable Group: 01
Finish: Nickel
Insulation: Teflon
Impedance: 50 ohms
Crimp Tool: [A](#)

[Add to Cart](#) | [Product Specs](#) | [Customer Drawing](#)

- [Between-Series Adapters](#)
- [Shielded Terminations](#)
- [Strain-Relief Boots](#)
- [Tools](#)

[View All Products](#)

REV.	DATE	DESCRIPTION
A	01/17/00	MODIFY BODY AND CONTACT PIN



DESCRIPTION	MATERIAL	FINISH	UNLESS OTHERWISE SPECIFIED DIMENSIONS ARE IN MILLIMETERS DIMENSIONS IN [] ARE IN INCHES FOR CUSTOMER REFERENCE ONLY	APPROVALS	DATE	TITLE	SCALE	PART NO.	SHEET	REV.
1 BODY	BRASS	NICKEL		DRAWN	G.R.S.	01/17/00				
2 INSULATOR	TEFLON	NATURAL		CHECKED						
3 CONTACT PIN	PHOS. BRONZE	GOLD		ISSUED						
4 FERRULE	COPPER	NICKEL								
5										
6										
7										
8										

UNLESS OTHERWISE SPECIFIED DIMENSIONS ARE IN MILLIMETERS DIMENSIONS IN [] ARE IN INCHES FOR CUSTOMER REFERENCE ONLY

UNLESS OTHERWISE SPECIFIED TOLERANCES FOR MILLIMETERS ARE:
0.5-6 ± 0.2
6-30 ± 0.4
30-120 ± 0.6
120-375 ± 1
375-1000 ± 1.6
1000-2000 ± 2.4

CONNECTOR CORPORATION

MINI-UHF CRIMP JACK
(FOR RG-58/U CABLE)

SIZE: A
FORM NO.: 99001
DWG. NO.: 182112.DWG

SCALE: NA
PART NO.: 182112
SHEET: 1 OF 1

Our Products

- [7/16](#)
- [BNC](#)
- [D-Sub](#)
- [FME](#)
- [MCX](#)
- [MMCX](#)
- [SMA](#)
- [SMB](#)
- [SMC](#)
- [TNC](#)
- [Twin BNC](#)
- [Type F](#)
- [Type N](#)
- [UHF](#)

[Between-Series Adapters](#)

[Shielded Terminations](#)

[Strain-Relief Boots](#)

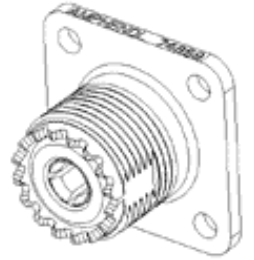
[Tools](#)

[View All Products](#)

UHF connector series

[Features & Benefits](#) | [Applications](#) | [Specs](#) | [Assembly Instructions](#)

Invented in the 1930's by an Amphenol engineer named E. Clark Quackenbush, UHF coaxial connectors are general purpose units developed for use in low frequency systems from 0.6 - 300 MHz. Invented for use in the radio industry, UHF is an acronym for Ultra High Frequency because at the time 300 MHz was considered high frequency.



UHF connectors feature a threaded coupling. Because these connectors are low-cost, the impedance is variable.

UHF/Mini-UHF Coaxial Connectors

UHF SERIES

- [Straight Crimp Plug](#)
- [Straight FCP Plug](#)
- [Straight Solder Plug - Ug Standard, PL-259 Type](#)
- [Reducing Adapter](#)
- [Straight Crimp Jack](#)
- [Panel Crimp Jack](#)
- [Panel Receptacle](#)
- [Bulkhead Receptacle](#)
- [Jack-To-Jack Adapter](#)
- [Jack-To-Jack Adapter](#)

MINI-UHF SERIES

- [Mini-UHF Terminator Plug](#)
- [Right Angle 2-Piece Crimp Plug](#)
- [Straight 3-Piece Crimp Plug - Captive Contact](#)
- [Straight 3-Piece Crimp Jack](#)
- [Bulkhead Crimp Jack](#)
- [Bulkhead Receptacle Jack - Rear Mount](#)

Features & Benefits

- Optional reducing adapters accommodate a wide range of popular coaxial cables
- Solder termination types require no special assembly tools
- Crimp termination types provide a lower cost installation method
- Large-size threaded coupling is rugged design
- Non-demanding specifications and low cost

Applications

- Antennas
- Cable Assembly
- Low Frequency Applications
- Public Address Systems
- CB Radios

UHF Specifications

Electrical	
Impedance	Non-constant
Frequency Range	0 - 300 MHz
Voltage Rating	500 volts peak
Mechanical	
Mating	5/8-24 threaded coupling
Cable Affixment	Braid solder, set screw, clamp and crimp

Material	
Male Contact	Brass with silver plating
Female Contact	Beryllium copper with silver plating
Bodies	Brass and die cast zinc
Other Metal Parts	Brass
Plating	Nickel and silver
Insulators	TFE, copolymer of styrene, polystyrene, mica-filled phenolic and PBT polyester or equivalent
Environmental	
Temperature Range	Mica-filled phenolic insulators: -55°C to +149°C Copolymer of styrene and polystyrene: -55°C to +85°C CTFE insulators: -65°C to +165°C
Weatherproof	Except as noted, all UHF series are non-weatherproof

Note: These characteristics are typical but may not apply to all connectors.

 [back to top](#)