




[Part Information](#) | [Outline Drawing](#) | [Introduction](#) | [Specifications](#) | [Ordering Information](#)

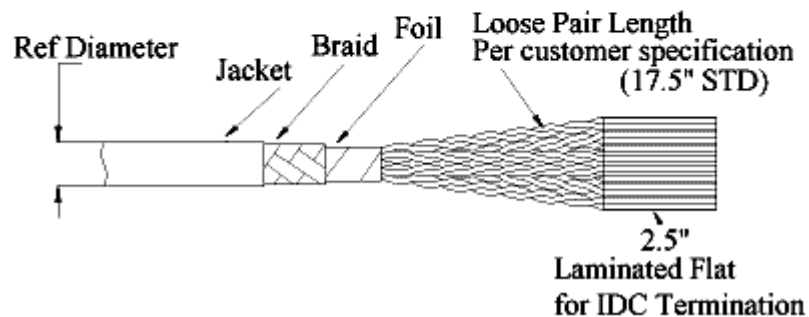
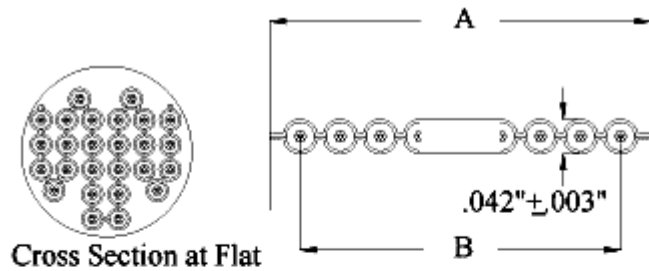
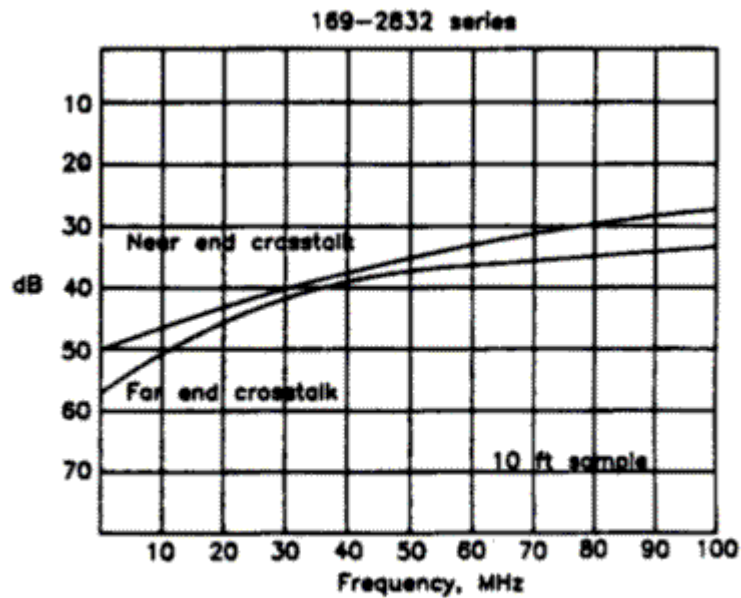
Part Information:



Part Number: 169-2832-060

Description: Loose pair round Twist 'N' Flat aluminum and braid, .050 pitch, 28 awg, 60 conductors

Family: Round and Flat



Introduction

Loose Pair Round Twist 'n' Flat cable is designed to combine the electrical performance and handling features of discrete twisted pair cable with the mass termination capabilities of flat ribbon cable.

The inner cable consists of 28-7 AWG tinned copper conductors insulated with PVC and twisted into loose pairs. Conductors are laminated in parallel on .050" conductor spacing every 20 inches to accept termination to insulation displacement connectors. Laminated .050" areas can be fabricated at custom intervals. Minimum twist length is 6", maximum twist length is determined by size of put-up.

The loose twisted pairs are wrapped in aluminum polyester foil shield and overall tinned copper braid to help meet FCC requirements for EMI/RFI suppression. A round .030" PVC jacket is

extruded over the cable for maximum protection and ease of routing. The center of each laminated .050" area is visible on the outer jacket to locate connector terminating areas quickly and easily.

Specifications

Physical	
Conductors	28-7/36 AWG Tinned Copper
Color Code	Brown, Red, Orange, Yellow, Green, Blue, Violet, Gray, White, Black and Repeat with Tan common
Insulation	Extruded .010" PVC Wall (Laminated Between .005" clear PVC Films at Flat Sections)
Flat Pitch	.050"
Shielding	Aluminum/Polyester Foil with Minimum 85% Coverage Tinned Copper Braid
Jacket	Black PVC, .030" Wall
Temperature Rating	-20°C to +105°C (-4°F to 221°F)
UL / CSA rating	UL CL2 CSA AWM I/II A105 deg.C 300V, FT-1
Electrical	
Voltage	300 volts
SE Impedance	70 ohms nom
Diff Impedance	100 ohms nom
SE Capacitance	25 pF/ft at 1 MHz (82 pF / m)
Diff Capacitance	17 pF / ft at 1 MHz (55 pF / m)
Time Delay	1.70 ns/ft (5.58 ns/m)
Insulation Resistance	10 ¹⁰ ohms - 10 ft. min.

Ordering Information

		Width 'A'		Soan 'B'		Ref. Dia. Inches	
Part Number	No. Pairs	Inches	(mm)	Inches	(mm)	0XX	1XX 2XX
169-2832-O10	5	.526	(13.36)	.450	(11.43)	.250	.220
169-2832-O10	5	.526	(13.36)	.450	(11.43)	.250	.220
169-2832-O14	7	.726	(18.44)	.650	(16.51)	.260	.230
169-2832-O16	8	.826	(20.98)	.750	(19.05)	.280	.250
169-2832-O20	10	1.026	(26.06)	.950	(24.13)	.290	.260
169-2832-O26	13	1.326	(33.68)	1.250	(31.75)	.310	.280
169-2832-O34	17	1.726	(43.84)	1.650	(41.91)	.360	.330
169-2832-O40	20	2.026	(51.46)	1.950	(49.53)	.390	.360
169-2832-O50	25	2.526	(64.16)	2.450	(62.23)	.430	.400
169-2832-O60	30	3.026	(76.86)	2.950	(74.93)	.470	.440
169-2832-O64	32	3.226	(81.94)	3.150	(80.01)	.480	.450
Shielding Variations: -0XX Foil/Brand, -1XX Foil Only, -2XX No Shield, Jacket Only							