REV.	DATE	DESCRIPTION
A	05/01/04	UPDATE DRAWING FORMAT

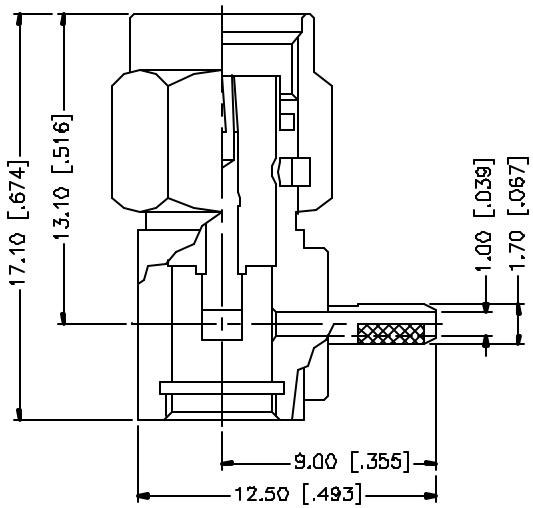

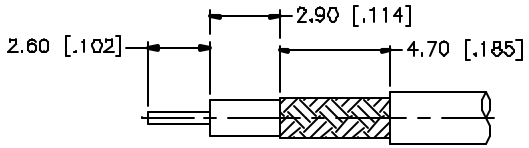

RECOMMENDED
CABLE STRIPPING DIM'S

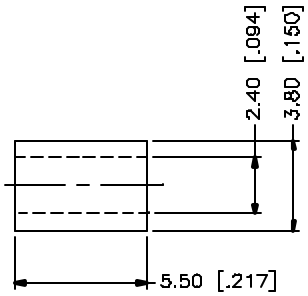

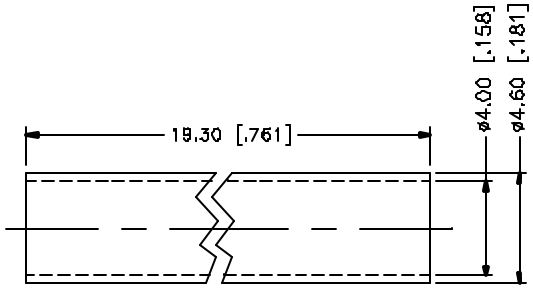

NOTE:
1. CRIMPED FERRULE
   HEX CRIMP SIZE .128"
2. CONTACT PIN TO SOLDER

	DESCRIPTION	MATERIAL	FINISH	QTY
8				
7				
6	HEAT SHRINK TUBING		BLACK	1
5	FERRULE	COPPER	GOLD	1
4	COVER	BRASS	GOLD	1
3	CONTACT PIN	BRASS	GOLD	1
2	INSULATOR	TEFLON	NATURAL	1
1	HOUSING/BODY	BRASS	GOLD	1

UNLESS OTHERWISE SPECIFIED DIMENSIONS ARE IN MILLIMETERS. DIMENSIONS IN [ ] ARE IN INCHES AND FOR CUSTOMER REFERANCE ONLY.

UNLESS OTHERWISE SPECIFIED TOLERANCES FOR MILLIMETERS ARE:
0.5 – 6mm ± 0.20mm
6 – 30mm ± 0.40mm
30 – 120mm ± 0.50mm

UNLESS OTHERWISE SPECIFIED TOLERANCES FOR INCHES ARE:
.020 – .315 = ± 0.007"
.315 – 1.180 = ± 0.015"
1.180 – 4.724 = ± 0.020"

DO NOT SCALE DRAWING

APPROVALS		DATE
DRAWN	G.R.S.	05/01/04
CHECKED		
ISSUED		
SHEET	1 OF 1	

CAD FILE C:/132/132173.DWG

Amphenol Connex

PART DESCRIPTION
SMA R/A CRIMP PLUG
(FOR RG-178B/U, 196A/U)

PART NO. 132173

DWG. NO.	REV.	SIZE	SCALE
132173.DWG	A	A	NA