




AMPERITE CO.
 (201) 864-9503 • (800) 752-2329 • Fax: (201) 864-3955
 E-Mail: info@amperite.com • Web site: www.amperite.com

Amperite SEQ Series Sequential Recycling Relays

- 100% Solid State
- Two to Four Individual Load Circuits
- 5 Ampere Load Current Rating
- Fixed and User Adjustable Timing
- Timing from Milliseconds to Minutes
- OEM Customization



DESCRIPTION:

The Amperite SEQ series recycling timers may be used to alternately switch two to four loads in a repeating sequence. Timing may be fixed, or user adjustable over a range of milliseconds to minutes by means of a built-in DIP switch. Load switching is accomplished by a solid-state device. Typical applications include ON/OFF cycling for equipment burn-in test, lighting controls, and automatic cycling of electrically operated devices.


CONTACT INFORMATION:

Triac or MOSFET solid-state device.
 Maximum load current 5 amperes.
 Voltage drop 1.75 volts RMS or less @ 5 amperes.

TIMING SPECIFICATION:

User specified factory fixed timing from milliseconds to minutes, accuracy 5% or better. User adjustable timing available over a span of 10:1 anywhere within the range of milliseconds to minutes.

TIMING DIAGRAM:



INPUT INFORMATION:

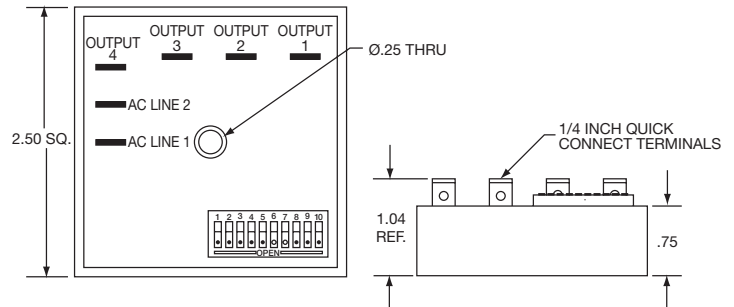
VOLTAGE: AC units 12, 24, and 120 VAC.
 DC units 12, 24, 36, 48, and 110 volts.
DC: custom voltages are available.

POWER REQUIREMENTS: AC units 3 VA or less;
 DC units 3 watts or less.

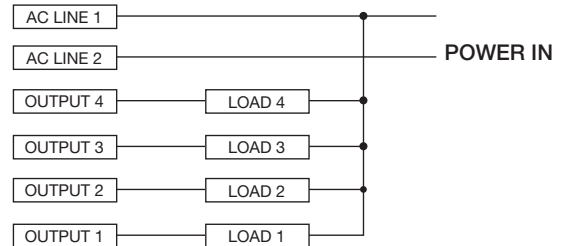
Polarity protection on DC units: Yes.

MECHANICAL INFORMATION:

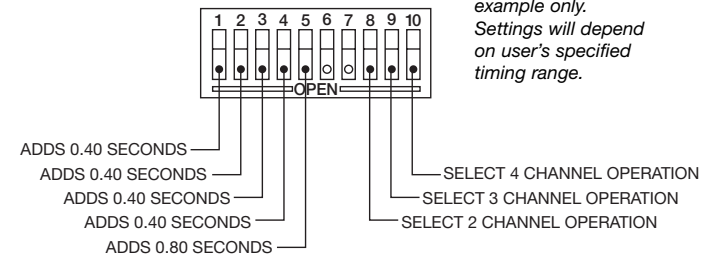
2.5 x 2.5 x .75 epoxy sealed enclosure with center hole mounting. 1/4 inch quick connect male terminals.



WIRING DIAGRAM:



DIP SWITCH SETTINGS:



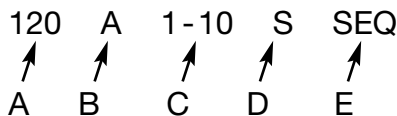
TEMPERATURE RANGE:

-30°C to 70°C operating.

Ordering Information:

Definition of a part number for the Amperite SEQ Series Sequential Relays.

Example:



- A: Denotes nominal input voltage. See input information above.
- B: Denotes types of control input power:
 A = AC - Alternating Current; D = DC - Direct Current.
- C: Denotes adjustment range of "ON" time of each load in seconds, or minutes. If fixed time is required, specify a single number.
- D: Denotes unit of timing: S = seconds, M = minutes.
 Contact factory with your timing requirements to determine correct timing range.
- E: Denotes Amperite SEQ Series Sequential Relay.