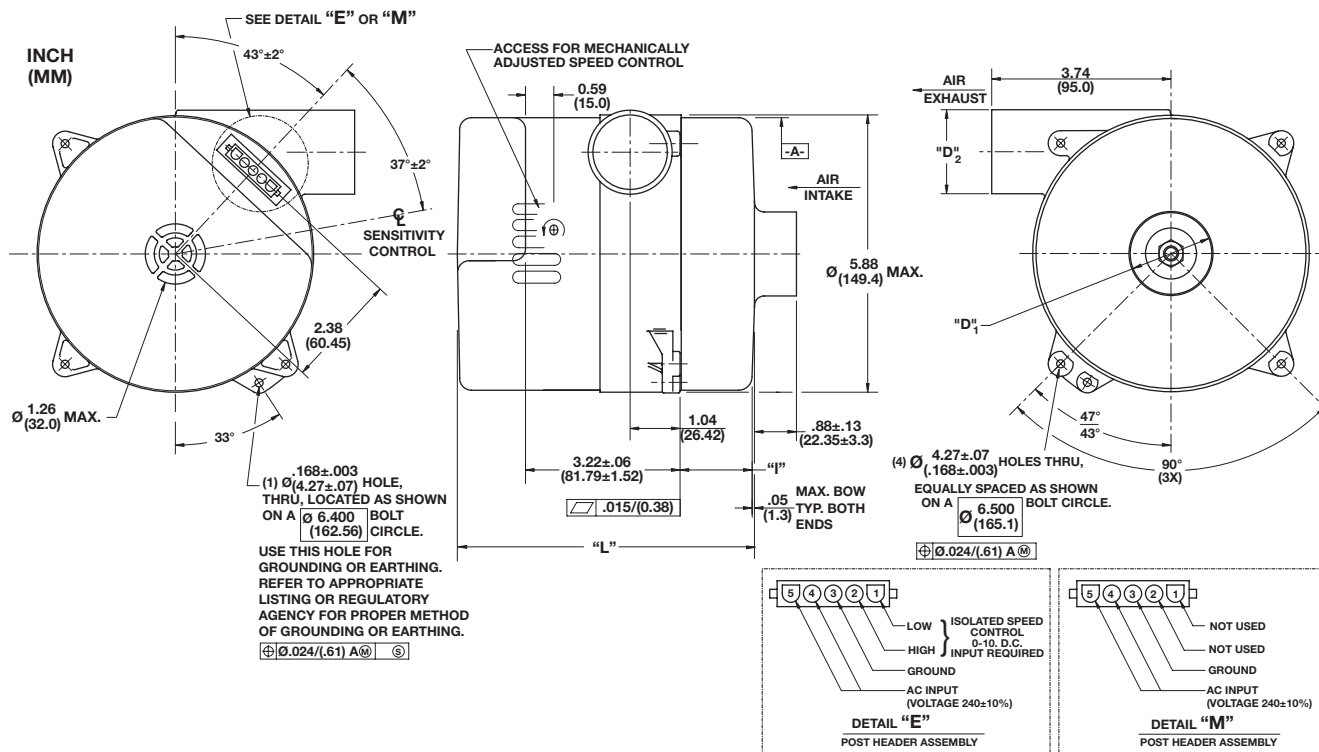


5.7" (145mm) BLDC Bypass Blower

400 Watt, 240 Volt High Flow



Blower Data	Unit of Measure	Part Number			
		High Flow			
		117637 M* / 117643 E*	117636 M* / 117642 E*	117635 M* / 117641 E*	117635 M* / 117641 E*
Stages	—	1	2	3	
Vacuum, Maximum (Sealed Vacuum)	in. H ₂ O	23	39	53	
	mBar	57	97	131	
Pressure, Maximum (Sealed Pressure)	in. H ₂ O	25	45	61	
	mBar	62	112	151	
Flow Rate, Maximum (Open Flow)	CFM	125	102	90	
	m³/hr	212	173	153	
Inlet/Outlet Diameter (Dimension "D" above)	inches	1.75	1.75	1.75	
	mm	44.45	44.45	44.45	
Length (Dimension "I" above)	inches	.47	1.53	2.53	
	mm	11.94	38.86	64.26	
Length (Dimension "L" above)	inches	5.22	6.27	7.28	
	mm	132.59	159.26	184.91	

* These part numbers are available through AMETEK Technical & Industrial Products' distributors.

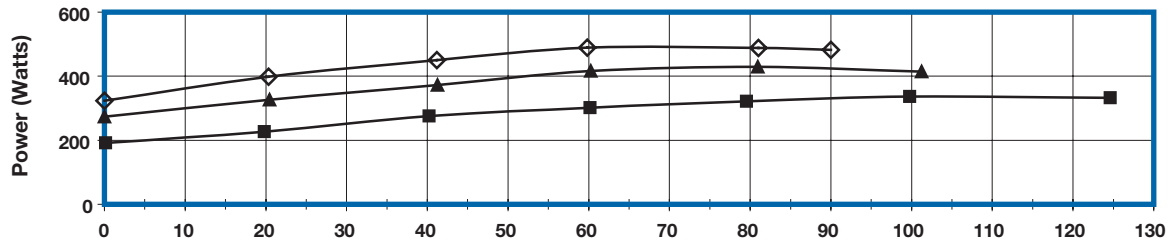
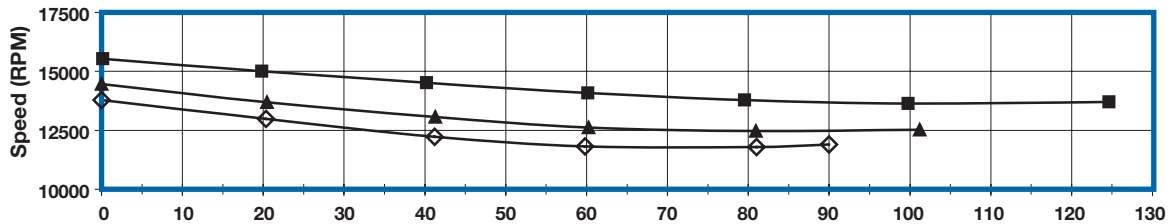
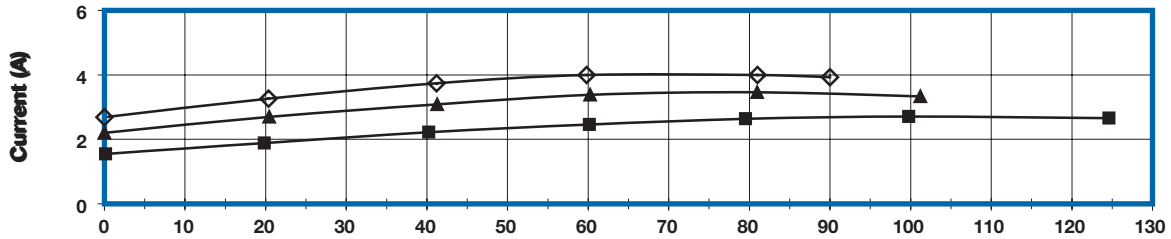
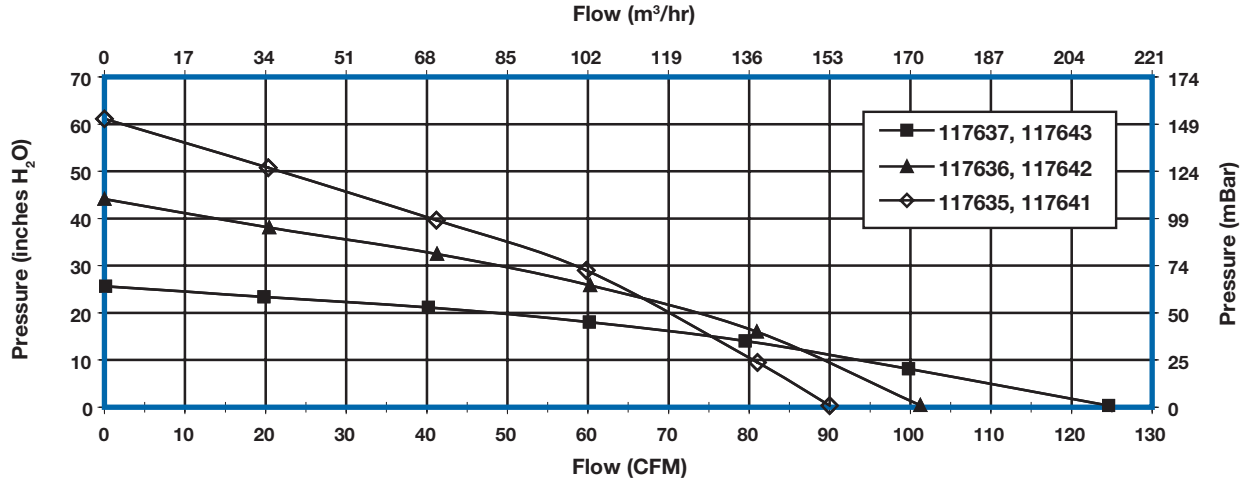
NOTES:

- **Nominal Input Voltage:** 240 Volts AC RMS ±10%, 50/60Hz.
- **Input Current:** 5 amps AC RMS maximum.
- **Temperature:** Working Air: 0°C to 50°C, Ambient Air: 0°C to 50°C, Storage Air: -40°C to 85°C.
- **Dielectric Testing:** 1500 volts AC RMS 60Hz applied for one second between input pins and ground, 3mA leakage max.
- **Speed Control:** E (Electrical): Pulse Width Modulation or Analog input voltage (user supplied), 0 to 10 Volts DC nominal, 10mA maximum, 3 to 15 volts DC maximum. Access to sensitivity adjustment for 0 to 10 VDC speed control. (Ref. pin connection).
M (Mechanical): A potentiometer is available for speed control of the blower. The potentiometer can be preset for a specific speed. Access to speed adjustment.
- **Optional:** IntelliGen™ controller available for customized performance.

5.7" (145mm) BLDC Bypass Blower

400 Watt, 240 Volt High Flow

TYPICAL PERFORMANCE



**HIGH-VOLTAGE
BLDC BLOWERS**

This document is for informational purposes only and should not be considered as a binding description of the products or their performance in all applications. The performance data on this page depicts typical application under controlled laboratory conditions using AMETEK BLDC motor controllers. Actual performance will vary depending on the operating environment and application. AMETEK products are not designed for and should not be used in medical life support applications. AMETEK reserves the right to revise its products without notification. The above characteristics represent standard products. For product designed to meet specific applications, contact AMETEK Technical & Industrial Products Marketing and Sales.

AMETEK TECHNICAL & INDUSTRIAL PRODUCTS

627 Lake Street, Kent OH 44240

Tel: +1 330-673-3452 • Fax: +1 330-677-3306 • www.ametektip.com