

Flasher - Low Cost

FS100 Series

Solid State Flasher



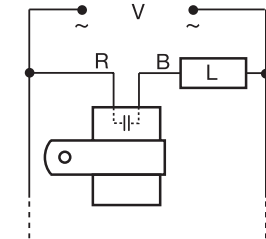
- Fixed Flash Rate at 75 Flashes Per Minute
- Custom Flash Rate 45 ... 150 F.P.M.
- 1 or 2 A Output
- 24 or 120 V AC are Available
- Small Size: 1.5 x 0.94 in. (38 x 23.9 mm)

Approvals:

Description

The FS100 Series may be used to control inductive, incandescent or resistive loads. This series offers a 1 A (fullwave) or a 2 A (halfwave) steady state, 10 A inrush solid state output; and may be ordered with an input voltage of 24 or 120 V AC. The FS100 Series offers a factory fixed flash rate of 75 flashes per minute or may be ordered with a fixed custom flash rate ranging from 45 to 150 flashes per minute. Ideal for OEM applications where cost is a factor.

Connection



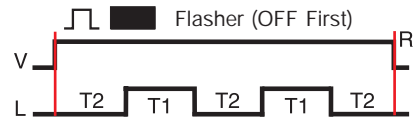
V = Voltage L = Load
R = Red Wire B = Black Wire

Operation

Upon application of input voltage, the T2 OFF time begins. At the end of the OFF time, the T1 ON time begins and the load energizes. At the end of T1, T2 begins and the load de-energizes. This cycle repeats until input voltage is removed.

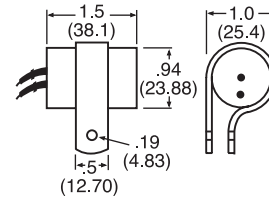
Reset: Removing input voltage resets the output and the sequence to T2.

Function



V = Voltage R = Reset L = Load
T1 = ON Time T2 = OFF Time

Mechanical View



Inches (Millimeters)

Ordering Table

Input	Output Rating	Output Type	Load Type *	Part Number
120 V AC	1 A	AC, Fullwave	A	FS126
120 V AC	1 A	AC, Fullwave	B	FS126RC
120 V AC	2 A	AC, Halfwave	A	FS127
24 V AC	1 A	AC, Fullwave	A	FS146
24 V AC	1 A	AC, Fullwave	B	FS146RC
24 V AC	2 A	AC, Halfwave	A	FS147

* Load Type: A - Incandescent & Resistive B - Incandescent, Resistive & Inductive

Technical Data	
Specifications	
Mode of Operation	OFF/ON solid state flasher for continuous duty
Flash Rate	Factory fixed at 75 flashes per minute +/-20%
Custom Flash Rates Available	From 45 ... 150 FPM +/-20%
ON/OFF Ratio	≅ 50%
Input	
Voltage	24, 120 V AC, +/-15%, 50 ... 60 Hz
Output	
Output	Fullwave AC or Halfwave rectified AC
Load Type	Incandescent, resistive, or inductive, (Choose RC Suffix for inductive loads)
Maximum Load Rating	Fullwave: 1A steady state; Halfwave: 2 A steady state
Inrush	10 A
Mechanical	
Mounting	Removable mounting bracket, use one #8 (M4 x 0.7) screw
Connection/Wires	18 AWG (0.82mm ²) wires 6 in. (15.2cm)
Package	1.5 x 0.94 in. (38.1 x 23.9 mm)
Protection	
Circuitry	Encapsulated
Environmental	
Operating/Storage Temperature	-20°C ... +60°C/-40°C ... +85°C
Humidity	95% relative, non-condensing
Weight	≅ 1.1 oz (31 g)