



Eurostyle Screw Terminal Strips for Panel / Chassis Mounting

TYPE 302-N (-HDS)

8 mm spacing - 1 to 12 poles



Distributor Stock Check

Series	Download PDF	3D Model	Can plug with	How to order	Color specifications	Print
--------	--------------	----------	---------------	--------------	----------------------	-------



RoHS WEEE Pb free compliant

Description

- low profile
- Recommended mounting hardware: M2.5 pan head screw (#3-48 pan head screw) or similar sized sheet metal screw, self-tapping screw or rivet.

Technical Data

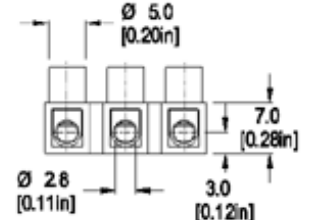
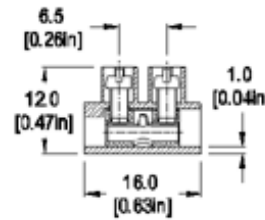
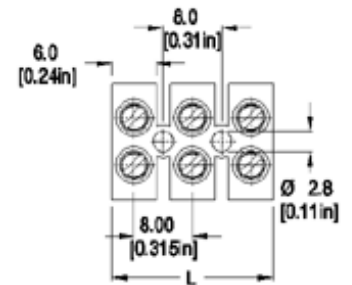
Center to Center Spacing: 8 mm (0.315 in.)

Nominal Cross Section:

1.5 mm² (2325 mils²)

Wire Stripping Length: 5 mm (0.20 in.)

Application



Dimensions: mm (in.)

Length of Connector (L)

L = No. of Poles x Center to Center Spacing - 2 mm

When locating connector, allow 0.5 mm clearance around it for process-induced variations.

Approval Information

UL File No.E69841

CSA File No.LR24322



The panel and chassis mounted series are ideal for connecting electrical control panels to external power sources, signal sources, other electrical panels and electrical loads of many types and sizes. The electrical panel's or electrical enclosure's internal components and circuitry are connected to their appropriate external electrical circuitry through these terminal blocks. The screw tightened connections result in high contact forces thus promoting safe wire secureness and retention, low electrical resistance and safe reusable connections. All wire retention screws are captive in their towers and they cannot fall out during transportation, installation and use. Wire protectors are available to protect small gauge stranded wires from screw damage. These terminal strips can be completely enclosed within the enclosures or be placed at an enclosure opening with one side accessible for external cabling and the other for internal wiring. They can be specially marked to your specifications.

Rating	Current(A)	Voltage(V)	Application group	AWG
UL	20	300	B,D	20-12
CSA	20	300	B,D,E	26-12

* UL 300V / C: if mounted on a suitable insulated surface, on standoffs, or equivalent means to maintain spacing from live parts to the mounting surface. UL certified for multiple wiring 2 x 12 AWG solid/stranded.
Version HDS is CSA certified for 26-14 AWG.

Screw Tightening Torque:

UL: 3.5 lbf·in
CSA: 0.4 Nm

International Approvals:



[Top of page](#)

Material

Molding: Polyamide, self extinguishing to UL 94, V-2, color off-white

Temperature limits:

Short Time: 140°C (284°F)
Continuous: RTI 105°C (221°F)
Low Limit: -40°C (-40°F)
Comparative Tracking Index: CTI > 600
Oxygen Index Rating: 25%

Terminal Body: Nickel plated copper alloy
Wire Protector: Stainless steel strip
Screw: M2.6, Slotted head, zinc plated blue passivated, steel substrate

How to order

Item 302-N (-HDS)

- Options**
- CN: Consecutive Numbering (hot stamped numbers)
 - SM: Special Marking (please provide sketch)
 - BS: Copper Alloy Screw
 - PS: Clear Chromate Passivated, zinc plated, Steel Screws
 - G05: Gold Plating (5 micro inches)
 - G30: Gold Plating (30 micro inches)
 - S30: Silver Plating (30 micro inches)

Note: Plated component for non HDS versions only: terminal body

Ordering Note: Series 300 Terminal Strips can be supplied in other colors. Can be supplied in polyamide UL 94 V-0. Please consult factory. As a special execution, it can be made up to 26 poles.

Request sample
Request quote

Quantity

Accessories

[BST Marking Strips for terminal strips.](#)
[Jumper Combs, Series 300-J.](#)

	WIRE PROTECTOR: with: - HDS		POLES: 01 to 12
302-N	/		

Add to shopping cart