

## ▼ Solutions for Electronic Specialty Markets (ESM)

### ▼ Product Catalog for Electronic Specialty Markets

- 3M™ Electronic Specialty Markets - New Product Releases
- 3M™ Abrasives
- 3M™ Adhesives, Cleaners & Compounds
- 3M™ Breadboards & Test Clips
- 3M™ Cable & Assemblies
- 3M™ Copper Interconnects
- 3M™ Fiber Optics
- 3M™ Fire Protection
- 3M™ Heat Shrink
- 3M™ Identification Systems
- 3M™ Occupational Health & Safety Products
- 3M™ Protective Bumpers
- 3M™ Reclosable Fasteners
- 3M™ Splicing, Terminating & Ducting
- 3M™ Static Control
- 3M™ Tapes
- 3M™ Terminals, Kits & Tools
- 3M™ Vacuums & Accessories
- 3M™ Warehousing & Packaging Supplies
- 3M™ Wire Connectors

### ◦ Other Tools

- What's New
- Sales Contacts
- U.S. Distributors

[Product Catalog for Electronic Specialty Markets](#) > [3M™ Terminals, Kits & Tools](#) > [Ring Tongues](#) > [Highland™ Ring Tongue Terminals - Vinyl Insulated Butted Seam](#) >

## [Printer-friendly format](#) **3M™ Highland™ Vinyl Insulated Ring RV14-14L, 16-14 AWG**

This terminal has a wire range of 16-14 and a stud size of 1/4. It has case quantities of 10 bags per case.

GTIN(UPC/EAN) : 0 00 54007 70335 8  
3M Id : 80-6105-8848-7

### Additional Information

A ring is the standard style of tongue. The safest and most reliable; it cannot be removed unless mounting screw is removed.

#### Learn More . . .

- [Packaging Data](#)
- [Highland Terminals RV10-6 thru RV18-516 - Data Sheet \(PDF 22.4 K\)](#)
- [Highland™ Rings - Vinyl Insulated - Product Selection Guide \(PDF 8.5 K\)](#)
- [Terminal Stud Size Chart - Product Selection Guide \(PDF 5.2 K\)](#)

#### Please Note:

Adobe® Acrobat® Reader is required to view PDF documents.



### Characteristics

<b>Agency Approvals</b>	UL and CSA
<b>Barrel Style</b>	Butted
<b>China RoHS - Below MCV</b>	No
<b>CSA File Number</b>	LR22190
<b>EU RoHS Compliant</b>	No
<b>Insulation Material</b>	Vinyl
<b>Stud Size</b>	1/4 Inch
<b>Terminal Style</b>	Standard
<b>Terminal Type</b>	Ring

<b>UL File Number</b>	E23438
<b>Wire Gauge Range</b>	14 to 16 American Wire Gauge (AWG)

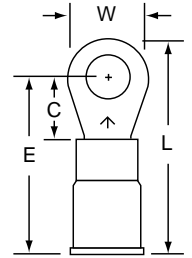
---



# Highland™ Terminals

RV10-6 thru RV18-516

Ring Tongue, Vinyl Insulated, Butted Seam



## Data Sheet

Product Number	Wire Range (AWG)	Stud Size	W	C	L	E	Thickness	Barrel Length	Barrel I.D.	Maximum Insulation Diameter
RV10-6	12-10	6	0.38	0.29	1.03	0.84	0.040	0.25	0.135	0.250
RV10-8	12-10	8	0.38	0.29	1.03	0.84	0.040	0.25	0.135	0.250
RV10-10	12-10	10	0.38	0.29	1.03	0.84	0.040	0.25	0.135	0.250
RV10-14	12-10	¼	0.53	0.44	1.26	0.99	0.040	0.25	0.135	0.250
RV10-38	12-10	⅜	0.53	0.44	1.26	0.99	0.040	0.25	0.135	0.250
RV10-516	12-10	⅝	0.54	0.44	1.26	0.99	0.040	0.25	0.135	0.250
RV14-4	16-14	4	0.25	0.22	0.80	0.67	0.030	0.25	0.090	0.170
RV14-6	16-14	6	0.25	0.22	0.80	0.67	0.030	0.25	0.090	0.170
RV14-8	16-14	8	0.25	0.22	0.80	0.67	0.030	0.25	0.090	0.170
RV14-10	16-14	10	0.33	0.29	0.90	0.74	0.030	0.25	0.090	0.170
RV14-14	16-14	¼	0.47	0.40	1.08	0.85	0.030	0.25	0.090	0.170
RV14-516	16-14	⅝	0.47	0.40	1.08	0.85	0.030	0.25	0.090	0.170
RV18-4	22-18	4	0.25	0.22	0.80	0.67	0.030	0.25	0.070	0.145
RV18-6	22-18	6	0.25	0.22	0.80	0.67	0.030	0.25	0.070	0.145
RV18-8	22-18	8	0.31	0.33	0.93	0.78	0.030	0.25	0.070	0.145
RV18-10	22-18	10	0.31	0.33	0.93	0.78	0.030	0.25	0.070	0.145
RV18-14	22-18	¼	0.47	0.40	1.08	0.85	0.030	0.25	0.070	0.145
RV18-516	22-18	⅝	0.47	0.40	1.08	0.85	0.030	0.25	0.070	0.145



UNDERWRITERS  
LABORATORIES  
STANDARD NO. UL 486A  
3M FILE NO. E23438



CANADIAN STANDARDS  
ASSOCIATION  
STANDARD NO. C22.2  
NO. 0. 65  
3M FILE NO. LR22190

## Specifications

Wire Size:	See Table Above
Barrel Seam:	Butted
Max. Voltage Rating:	600 V Building Wire 1000 V Signs, Fixtures and Luminaires
Max. Temperature Rating:	221°F (105°C)
Max. Current:	Same as Wire
Insulator Material:	Vinyl
Terminal Material:	ETP Copper
Terminal Plating:	Tin

## Installation Information

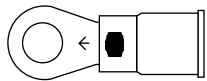
### **⚠ WARNING**


Turn power off before installing or removing terminal. All electrical work should be done according to appropriate electrical codes.

UL Listed and CSA Certified for use on stranded copper (AWG) wire only.

Strip away the end 3/8 inch of wire insulation.

Make the crimp in the proper station of a recommended 3M crimp tool: TH-440, TH-450 (scissor style), or TR-490 (ratchet style) hand tools.



 Barrel Crimp (Electrical)

3M and Highland are trademarks of 3M

### IMPORTANT NOTICE

Before using this product, you must evaluate it and determine if it is suitable for your intended application. You assume all risks and liability associated with such use.

**Warranty; Limited Remedy; Limited Liability.** This product will be free from defects in material and manufacture as of the date of purchase. **3M MAKES NO OTHER WARRANTIES INCLUDING, BUT NOT LIMITED TO, ANY IMPLIED WARRANTY OF MERCHANTABILITY OR FITNESS FOR A PARTICULAR PURPOSE.** If this product is defective within the warranty period stated above, your exclusive remedy shall be, at 3M's option, to replace or repair the 3M product or refund the purchase price of the 3M product. **Except where prohibited by law, 3M will not be liable for any loss or damage arising from this 3M product, whether direct, indirect, special, incidental or consequential regardless of the legal theory asserted.**

# 3M

### Electrical Products Division

6801 River Place Blvd.  
Austin, TX 78726-9000  
<http://www.3M.com/elpd>

## Engineering Specification

Crimp-type terminals shall, electrically and mechanically, connect to a pre-stripped end of a stranded copper wire: and have a flat tongue portion with a central opening for mounting around a screw or stud.

The terminal line shall offer tongue variations in hole (stud) size (6, 8 10, etc.) and configuration (ring, fork, block fork, flanged block fork, locking fork, etc.): and barrel variations in wire (AWG) size (22-18, 16-14, 12-10, etc.) and construction (non-insulated brazed seam, vinyl insulated butted seam, nylon insulated with insulation grip, etc.). The terminal line shall have regulatory agency coverage (UL Listing, CSA Certification). The terminal tongue shall be marked with the wire range and manufacturer's symbol (↑).

The vinyl-insulated, butted seam ring tongue terminal shall be tin-plated, annealed copper, with the tongue having a specified stud hole (size 6 thru 3/8 in.) and a butted seam barrel covered by a molded vinyl funnel entry sleeve, color coded and sized for a specified (AWG) wire range (22-18, 16-14, 12-10).

Insulated terminals shall be UL Listed and CSA Certified for 600 Volts maximum building wire: 1000 Volts maximum in signs, fixtures and luminaries and have a maximum operating temperature of 221°F (105°C).