

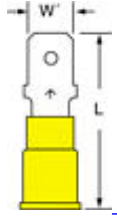
▼ **Solutions for Electronic Specialty Markets (ESM)**

▼ **Product Catalog for Electronic Specialty Markets**

- 3M™ Electronic Specialty Markets - New Product Releases
- 3M™ Abrasives
- 3M™ Adhesives, Cleaners & Compounds
- 3M™ Breadboards & Test Clips
- 3M™ Cable & Assemblies
- 3M™ Copper Interconnects
- 3M™ Fiber Optics
- 3M™ Fire Protection
- 3M™ Heat Shrink
- 3M™ Identification Systems
- 3M™ Occupational Health & Safety Products
- 3M™ Protective Bumpers
- 3M™ Reclosable Fasteners
- 3M™ Splicing, Terminating & Ducting
- 3M™ Static Control
- 3M™ Tapes
- 3M™ Terminals, Kits & Tools
- 3M™ Vacuums & Accessories
- 3M™ Warehousing & Packaging Supplies
- 3M™ Wire Connectors

[Product Catalog for Electronic Specialty Markets](#) > [3M™ Terminals, Kits & Tools](#) > [Disconnects](#) > [Scotchlok™ Male Disconnects - Nylon Insulated with Insulation Grip](#) >

 [Printer-friendly format](#) **3M™ Scotchlok™ Nylon Insulated w/Insulation Grip Male Disconnect MNG10-250DMX, 12-10 AWG**



This terminal has a wire range of 12-10 AWG and has case quantities of 500 per case.

[\[click to enlarge\]](#)

GTIN(UPC/EAN) : 0 00 54007 23938 3  
3M Id : 80-6013-4200-1

**Additional Information**

The disconnects are attached to mating part by tongue of female part slipping over male tab. The use of dents and rolled edges on female part provides excellent holding force while allowing easy and quick disconnect.

**Learn More . . .**

- [Packaging Data](#)
- [Male Disconnects - Nylon Fully Insulated with Insulation Grip - Product Selection Guide \(PDF 25.4 K\)](#)
- [Male Disconnects Nylon Insulated with Insulation Grip - Product Selection Guide \(PDF 18.9 K\)](#)
- [Scotchlok Terminals MNG18-250DM, MNG14-250DM, MNG10-250DM - Data Sheet \(PDF 19.4 K\)](#)
- [Terminal Stud Size Chart - Product Selection Guide \(PDF 5.2 K\)](#)

**Please Note:**

Adobe® Acrobat® Reader is required to view PDF documents.



◦ **Other Tools**

- What's New
- Sales Contacts
- U.S. Distributors

**Characteristics**

<b>Agency Approvals</b>	UL and CSA
<b>Barrel Style</b>	Insulation Grip
<b>China RoHS - Below MCV</b>	Yes

<b>CSA File Number</b>	LR22190
<b>EU RoHS Compliant</b>	Yes
<b>Fastener Orientation</b>	Male
<b>Insulation Material</b>	Nylon
<b>Pad Width</b>	0.250 Inch
<b>Terminal Style</b>	Standard
<b>Terminal Type</b>	Disconnect
<b>UL File Number</b>	E70512
<b>Wire Gauge Range</b>	10 to 12 American Wire Gauge (AWG)

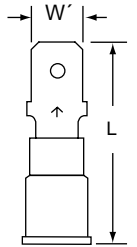
---



# Scotchlok™ Terminals

MNG18-250DM, MNG14-250DM,  
MNG10-250DM

Male Disconnect, Nylon Insulated with Insulation Grip



## Data Sheet

Product Number	Wire Range (AWG)	Male Tab Width (W') x Thickness	L	Barrel Length	Barrel I.D.	Maximum Insulation Diameter
MNG18-250DM	22-18	0.250 x 0.032	0.92	0.25	0.065	0.145
MNG14-250DM	16-14	0.250 x 0.032	0.94	0.25	0.085	0.170
MNG10-250DM	12-10	0.250 x 0.032	1.05	0.25	0.150	0.250



UNDERWRITERS  
LABORATORIES  
STANDARD NO. UL 310  
3M FILE NO. E70512



CANADIAN STANDARDS  
ASSOCIATION  
STANDARD NO. C22.2  
NO. 153  
3M FILE NO. LR22190

## Installation Information

### ⚠ WARNING

Turn power off before installing or removing terminal. All electrical work should be done according to appropriate electrical codes.

UL Listed and CSA Certified for use on stranded copper (AWG) wire only.

Strip away the end 3/8 inch of wire insulation.

Make the crimp in the proper station of a recommended 3M crimp tool: TH-440, TH-450 (scissor style) hand tools, or TR-482, TR-490 (ratchet style) hand tools.

## Specifications

Wire Size:

Barrel Seam:

Maximum Voltage Rating:

Maximum Temperature Rating:

Maximum Current:

Insulator Material:

Terminal Material:

Insulation Grip Material:

Plating:

See Table Above

Butted with  
Insulation Grip  
600 V Building Wire  
1000 V Signs or  
Fixtures (Luminaires)

221°F (105°C)

Same as Wire


Nylon


ETP Copper

Brass

Tin



 Barrel Crimp (Electrical)

 Insulation Crimp (Mechanical)

Suitable for factory application on steel or brass tabs UL or CSA.

Suitable for field application on brass tabs, strain relief required, UL only.

## Engineering Specification

Crimp-Type Male Quick-Slide Connectors shall, electrically and mechanically connect permanently to the prestripped end of a stranded copper wire and, have a flat rectangular tongue portion for mating to a Female Disconnect in a separable, reusable manner, forming a Quick Connect Wiring Connection.

The connector line shall offer tongue variations (size 0.250 x 0.032 or 0.187 x 0.020 per ANSI/NEMA DC-2) and barrel variations in wire size 22-18 AWG, 16-14 AWG, 12-10 AWG and construction of non-insulated, vinyl insulated nylon fully insulated, etc.

The Quick-Slide Connectors shall have regulatory agency coverage (UL Listing, CSA Certification). The tongue shall be marked with the wire range and the manufacturer's symbol. (↑)

The Nylon Insulated 0.250" Male Disconnect with Insulation Grip shall be tin plated 0.032" thick copper, with a 0.250" blade conforming to ANSI/NEMA DC-2 dimension and a 0.25" long barrel with a tin plated brass funnel entry insulation grip covered by a molded nylon sleeve, color coded, and sized for a specified (AWG) wire range (22-18, 16-14, 12-10).

Insulated connectors shall be UL Listed and CSA Certified for 600 volts maximum, building wire: 1000 volts maximum, signs and fixtures (luminaires) The connector shall be temperature rated 221°F (105°C) maximum.

Quick Slide Connectors shall be suitable for field or factory wiring, with a UL Recognized strain relief required.

3M and Scotchlok are trademarks of 3M.



is a trademark of Underwriters Laboratories.



is a trademark of Canadian Standards Association.

### IMPORTANT NOTICE

Before using this product, you must evaluate it and determine if it is suitable for your intended application. You assume all risks and liability associated with such use.

**Warranty; Limited Remedy; Limited Liability.** This product will be free from defects in material and manufacture as of the date of purchase. **3M MAKES NO OTHER WARRANTIES INCLUDING, BUT NOT LIMITED TO, ANY IMPLIED WARRANTY OF MERCHANTABILITY OR FITNESS FOR A PARTICULAR PURPOSE.** If this product is defective within the warranty period stated above, your exclusive remedy shall be, at 3M's option, to replace or repair the 3M product or refund the purchase price of the 3M product. **Except where prohibited by law, 3M will not be liable for any loss or damage arising from this 3M product, whether direct, indirect, special, incidental or consequential regardless of the legal theory asserted.**

# 3M

### Electrical Products Division

6801 River Place Blvd.  
Austin, TX 78726-9000  
<http://www.3M.com/elpd>