

▼ Solutions for Electronic Specialty Markets (ESM)

- ▼ Product Catalog for Electronic Specialty Markets
 - 3M™ Electronic Specialty Markets - New Product Releases
 - 3M™ Abrasives
 - 3M™ Adhesives, Cleaners & Compounds
 - 3M™ Breadboards & Test Clips
 - 3M™ Cable & Assemblies
 - 3M™ Copper Interconnects
 - 3M™ Fiber Optics
 - 3M™ Fire Protection
 - 3M™ Heat Shrink
 - 3M™ Identification Systems
 - 3M™ Occupational Health & Safety Products
 - 3M™ Protective Bumpers
 - 3M™ Reclosable Fasteners
 - 3M™ Splicing, Terminating & Ducting
 - 3M™ Static Control
 - 3M™ Tapes
 - 3M™ Terminals, Kits & Tools
 - 3M™ Vacuums & Accessories
 - 3M™ Warehousing & Packaging Supplies
 - 3M™ Wire Connectors

◦ Other Tools

- What's New
- Sales Contacts
- U.S. Distributors

[Product Catalog for Electronic Specialty Markets](#) > [3M™ Terminals, Kits & Tools](#) > [Forks](#) > [Highland™ Standard Fork Terminals - Vinyl Insulated Butted Seam](#) >

[Printer-friendly format](#) **3M™ Highland™ Standard Forks Vinyl Insulated FV14-8L, 16-14 AWG, 50 per bag**

This standard fork accepts a 10 stud size and has case quantities of 50. Fork terminals allow rapid connection of wire, and are usually used on free-standing studs due to their wider tongues.


GTIN(UPC/EAN) : 0 00 54007 70291 7
3M Id : 80-6105-8804-0

Additional Information

Learn More . . .

- [Packaging Data](#)
- [Highland Terminals FV10-6 thru FV14-10 - Data Sheet \(PDF 19.5 K\)](#)
- [Highland™ Standard Forks - Vinyl Insulated - Product Selection Guide \(PDF 8.1 K\)](#)
- [Terminal Stud Size Chart - Product Selection Guide \(PDF 5.2 K\)](#)

Please Note:
Adobe® Acrobat® Reader is required to view PDF documents.



Characteristics

Agency Approvals	UL and CSA
Barrel Style	Butted
China RoHS - Below MCV	No
CSA File Number	LR22190
EU RoHS Compliant	No
Insulation Material	Vinyl
Stud Size	8 American Wire Gauge (AWG)

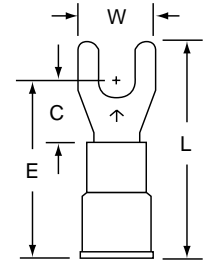
Terminal Style	Standard
Terminal Type	Fork
UL File Number	E23438
Wire Gauge Range	14 to 16 American Wire Gauge (AWG)



Highland™ Terminals

FV10-6 thru FV14-10

Standard Fork, Vinyl Insulated, Butted Seam



Data Sheet

Product Number	Wire Range (AWG)	Stud Size	W	C	L	E	Thickness	Barrel Length	Barrel I.D.	Maximum Insulation Diameter
FV10-6	12-10	6	0.38	0.29	1.03	0.84	0.040	0.25	0.135	0.250
FV10-8	12-10	8	0.38	0.29	1.03	0.84	0.040	0.25	0.135	0.250
FV10-10	12-10	10	0.38	0.29	1.03	0.84	0.040	0.25	0.135	0.250
FV14-6	16-14	6	0.34	0.29	0.90	0.74	0.030	0.25	0.090	0.170
FV14-8	16-14	8	0.34	0.29	0.90	0.74	0.030	0.25	0.090	0.170
FV14-10	16-14	10	0.34	0.29	0.90	0.74	0.030	0.25	0.090	0.170



UNDERWRITERS
LABORATORIES
STANDARD NO. UL 486A
3M FILE NO. E23438



CANADIAN STANDARDS
ASSOCIATION
STANDARD NO. C22.2
NO. 0. 65
3M FILE NO. LR22190

Installation Information

⚠ WARNING

Turn power off before installing or removing terminal. All electrical work should be done according to appropriate electrical codes.

UL Listed and CSA Certified for use on stranded copper (AWG) wire only.

Strip away the end 3/8 inch of wire insulation.

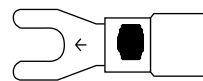
Make the crimp in the proper station of a recommended 3M crimp tool: TH-440, TH-450 (scissor style), or TR-490 (ratchet style) hand tools.


Specifications

Wire Size:
Barrel Seam:
Max. Voltage Rating:

See Table Above
Butted
600 V Building Wire
1000 V Signs, Fixtures
and Luminaires
221°F (105°C)
Same as Wire
Vinyl
ETP Copper
Tin

Max. Temperature Rating:
Max. Current:
Insulator Material:
Terminal Material:
Plating:



 Barrel Crimp (Electrical)

Engineering Specification

Crimp-type terminals shall, electrically and mechanically, connect to a pre-stripped end of a stranded copper wire: and have a flat tongue portion with a central opening for mounting around a screw or stud.

The terminal line shall offer tongue variations in hole (stud) size (6, 8 10, etc.) and configuration (ring, fork, block fork, flanged block fork, locking fork, etc.): and barrel variations in wire (AWG) size (22-18, 16-14, 12-10, etc.) and construction (non-insulated brazed seam, vinyl insulated butted seam, nylon insulated with insulation grip, etc.). The terminal line shall have regulatory agency coverage (UL Listing, CSA Certification). The terminal tongue shall be marked with the wire range and manufacturer's symbol (↑).

The vinyl-insulated, butted seam standard fork terminal shall be tin-plated, annealed copper, with the tongue having a specified stud slot (size 6 thru 10) and a butted seam barrel covered by a molded vinyl funnel entry sleeve, color coded and sized, for a specified (AWG) wire range (16-14, 12-10).

Insulated terminals shall be UL Listed and CSA Certified for 600 Volts maximum building wire: 1000 Volts maximum in signs, fixtures and luminaries and have a maximum operating temperature of 221°F (105°C).

3M and Highland are trademarks of 3M

IMPORTANT NOTICE

Before using this product, you must evaluate it and determine if it is suitable for your intended application. You assume all risks and liability associated with such use.

Warranty; Limited Remedy; Limited Liability. This product will be free from defects in material and manufacture as of the date of purchase. **3M MAKES NO OTHER WARRANTIES INCLUDING, BUT NOT LIMITED TO, ANY IMPLIED WARRANTY OF MERCHANTABILITY OR FITNESS FOR A PARTICULAR PURPOSE.** If this product is defective within the warranty period stated above, your exclusive remedy shall be, at 3M's option, to replace or repair the 3M product or refund the purchase price of the 3M product. **Except where prohibited by law, 3M will not be liable for any loss or damage arising from this 3M product, whether direct, indirect, special, incidental or consequential regardless of the legal theory asserted.**

3M

Electrical Products Division

6801 River Place Blvd.
Austin, TX 78726-9000
<http://www.3M.com/elpd>

Litho in USA.
© 3M 2002 78-8126-0630-5-A