

## Solutions for Electronic Specialty Markets (ESM)

### Product Catalog for Electronic Specialty Markets

- 3M™ Electronic Specialty Markets - New Product Releases
- 3M™ Abrasives
- 3M™ Adhesives, Cleaners & Compounds
- 3M™ Breadboards & Test Clips
- 3M™ Cable & Assemblies
- **3M™ Copper Interconnects**
- 3M™ Fiber Optics
- 3M™ Fire Protection
- 3M™ Heat Shrink
- 3M™ Identification Systems
- 3M™ Occupational Health & Safety Products
- 3M™ Protective Bumpers
- 3M™ Reclosable Fasteners
- 3M™ Splicing, Terminating & Ducting
- 3M™ Static Control
- 3M™ Tapes
- 3M™ Terminals, Kits & Tools
- 3M™ Vacuums & Accessories
- 3M™ Warehousing & Packaging Supplies
- 3M™ Wire Connectors

[Product Catalog for Electronic Specialty Markets](#) > [3M™ Copper Interconnects](#) > [Headers](#) > [Pin Strip, .100 in. x .100 in, 929 Series](#) > [Pin Strip Header, .100" x .100", .235" Straight & Right Angle](#) >

### [Printer-friendly format](#) **3M™ .100 in. Pin Strip Header (.235/.318 Mating Length), Right Angle, Gold Plating, 929667-04-36-I** 36 contacts, .100" x .100", Tail Length .510", 10µ" gold plating.



[\[click to enlarge\]](#)

GTIN(UPC/EAN) : 0 00 54007 81114 5  
3M Id : 80-6200-2982-9

### Additional Information

#### Learn More . . .

[Packaging Data](#)

[3M™ PinStripHdr, .100" x .100" x .100", 929 Series, TS0769 - Data Sheet \(PDF 338.2 K\)](#)

#### Please Note:

Adobe® Acrobat® Reader is required to view PDF documents.



### Characteristics


China RoHS - Below MCV	Yes
Contact Material	Copper Alloy
Contact Termination Area Plating	None
Contact Underplating	50 µ" [1.27 µm] Nickel
Contact Wiping Area Plating	10 µ" [0.25 µm] Gold
Current Rating	2.5 Ampere
Dual Insulator	No
EPC Can View	Public
EU RoHS Compliant	Yes
Insulation Color	Black
Insulation Flammability Rating	UL 94V-0
Insulation Material	Glass Filled Polyester (PBT)
Insulation Resistance	>5 X 10 <sup>9</sup> Ohms @ 500 Vdc

<b>Interface Grid</b>	.100"
<b>Interface Style</b>	Pin Strip (Unshrouded Header)
<b>Markings</b>	None
<b>Mounting Option</b>	Mounting Flanges - 4-40 Threaded
<b>Non-Operating Temperature</b>	-40 to 105 Degree Celsius
<b>Number of Contact Rows</b>	2
<b>Number of Contacts</b>	36
<b>Orientation</b>	Vertical
<b>Pitch</b>	0.100 Inch
<b>Polarization</b>	None
<b>Primary Trademark Name</b>	3M
<b>Separable</b>	Yes
<b>Tail Length</b>	.145 Inch
<b>Termination Method</b>	Solder Tail
<b>Termination Style</b>	Printed Circuit Board
<b>Withstanding Voltage</b>	1500 Vrms at Sea Level

# 3M™ Pin Strip Header

.100", .235"/.318" Mating Length, Straight & Right Angle, Solder Tails

929 Series



- Stackable
- Tin Lead or gold plating available
- Solder stand-offs facilitate production wave soldering
- Board pin retention feature available
- See Regulatory Information Appendix (RIA) for chemical compliance information

Date Modified: August 13, 2007

TS-0769-B  
Sheet 1 of 5

---

## Physical

### Insulation

Material: Glass Filled Polyester (PBT) or High Temperature (PCT)

Flammability: UL 94V-0

Color: Black

### Contact

Material: Copper Alloy

### Plating

Underplating: 50 μ" [1.27 μm] Nickel

Wiping Area and Solder Tails: See ordering information

Marking: None

---

## Electrical

**Current Rating:** 2.5 A

**Insulation Resistance:**  $> 5 \times 10^9 \Omega$  at 500 V<sub>DC</sub>

**Withstanding Voltage:** 1500 V<sub>RMS</sub> at Sea Level

---

## Environmental

**Temperature Rating:** -40°C to +105°C

**Process Rating:** 260°C (per J-STD-020C) for PCT parts only

(PBT insulator version), maximum insulator temperature 191°C  
(Solder Wave Process Only)

**Moisture Sensitivity Level:** 1 (per J-STD-020C) for PCT parts only

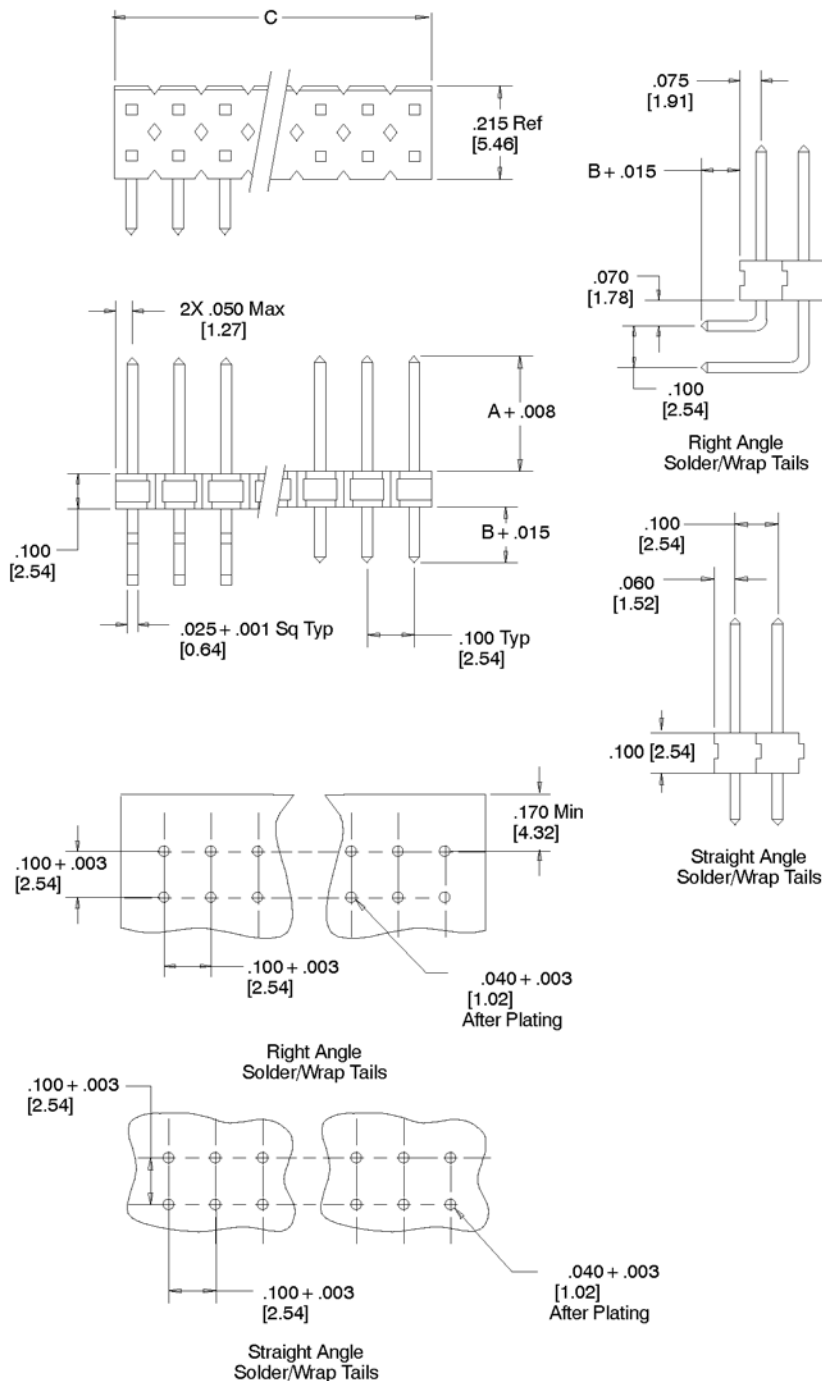
UL File No.: E68080

# 3M™ Pin Strip Header

.100", .235"/.318" Mating Length, Straight & Right Angle, Solder Tails

929 Series

## Two Row



### Recommended Hole Pattern

Pin Quantity	Total Pin Quantity	Dimension C (see note 1)
01	02	0.10 [ 2.5 ]
02	04	0.20 [ 5.1 ]
03	06	0.30 [ 7.6 ]
04	08	0.40 [10.2]
05	10	0.50 [12.7]
06	12	0.60 [15.2]
07	14	0.70 [17.8]
08	16	0.80 [20.3]
09	18	0.90 [22.9]
10	20	1.00 [25.4]
11	22	1.10 [27.9]
12	24	1.20 [30.5]
13	26	1.30 [33.0]
14	28	1.40 [35.6]
15	30	1.50 [38.1]
16	32	1.60 [40.6]
17	34	1.70 [43.2]
18	36	1.80 [45.7]
19	38	1.90 [48.3]
20	40	2.00 [50.8]
21	42	2.10 [53.3]
22	44	2.20 [55.9]
23	46	2.30 [58.4]
24	48	2.40 [61.0]
25	50	2.50 [63.5]
26	52	2.60 [66.0]
27	54	2.70 [68.6]
28	56	2.80 [71.1]
29	58	2.90 [73.7]
30	60	3.00 [76.2]
31	62	3.10 [78.7]
32	64	3.20 [81.3]
33	66	3.30 [83.8]
34	68	3.40 [86.4]
35	70	3.50 [88.9]
36	72	3.60 [91.4]

Inch  
[mm]

Tolerance Unless Noted			
	.0	.00	.000
inch	±.1	±.01	±.005

[ ] Dimensions for Reference Only

TS-0769-B  
Sheet 4 of 5

### Notes:

- Dimension C is a maximum when the pin strip is cut to length, not when the strip is broken to length. Breaking of dual row parts is not recommended.
- Board pin retention feature available: change from "926" to "9R9" when ordering.

# 3M™ Pin Strip Header

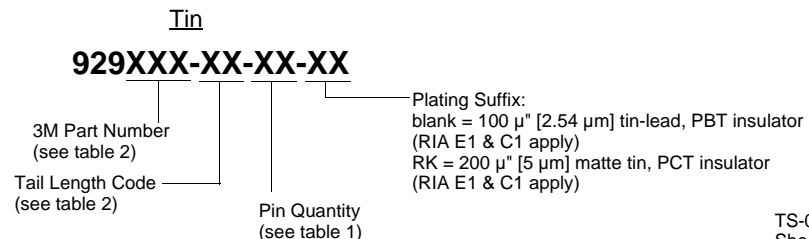
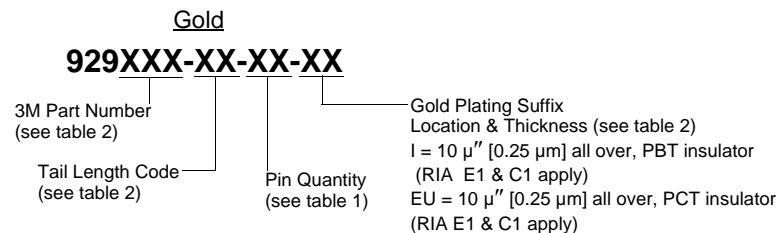
.100", .235"/.318" Mating Length, Straight & Right Angle, Solder Tails

929 Series

## Two Row

Plating	3M Part Number	Tail Length Code	Dimensions		
			A	B	
Gold	929665 Straight	01	0.235 [5.97]	0.110 [2.79]	
		09		0.145 [3.68]	
		02		0.210 [5.33]	
		08		0.310 [7.87]	
		03		0.410 [10.41]	
		04		0.510 [12.95]	
		05		0.610 [15.49]	
	929715 Straight	01	0.318 [8.08]	0.110 [2.79]	
		11		0.125 [3.18]	
		10		0.175 [4.45]	
		03		0.410 [10.41]	
	929667 Right Angle	01	0.235 [5.97]	0.110 [2.79]	
		04		0.145 [3.68]	
		02		0.405 [10.29]	
	929745 Right	01	0.318 [8.08]	0.110 [2.79]	
		02		0.405 [10.29]	
	Tin	929836 Straight	01	0.235 [5.97]	0.110 [2.79]
			09		0.145 [3.68]
			02		0.210 [5.33]
			08		0.310 [7.87]
03			0.410 [10.41]		
04			0.510 [12.95]		
05			0.610 [15.49]		
929710 Straight		01	0.318 [8.08]	0.110 [2.79]	
		11		0.125 [3.18]	
		09		0.145 [3.68]	
		10		0.175 [4.45]	
		03		0.410 [10.41]	
929838 Right Angle		01	0.235 [5.97]	0.110 [2.79]	
		04		0.145 [3.68]	
		02		0.405 [10.29]	
		02		0.405 [10.29]	

## Ordering Information



TS-0769-B  
Sheet 5 of 5