



Fibrlok™ II 2529 Universal Optical Fiber Splice



1

Now a single Fibrlok™ Splice for all your splicing needs

The 3M brand Fibrlok II 2529 Universal Optical Fiber Splice was designed for splicing any combination of 250 to 900 micron coated fibers. Utilizing field-proven Fibrlok technology, the 2529 Universal Splice provides a single-splice size, as well as all the advantages and benefits of the original Fibrlok II Optical Fiber Splice.

The Universal Optical Fiber Splice is fully compatible with the original Fibrlok and Fibrlok II Optical Fiber Splices, splice trays and organizers. The Fibrlok Universal Splice utilizes the same Assembly Tool and easy 'strip, clean, cleave and splice' procedure as

the original splices, minimizing the need for additional product training.

The 2529 Universal Splice provides a single cleave length for 250 and 900 micron coated fibers; the ability to "reposition" fibers for improved splicing yield; and a new compact splice package which provides individually sealed compartments for the six enclosed splices.

The ideal solution for both permanent and restoration splicing applications

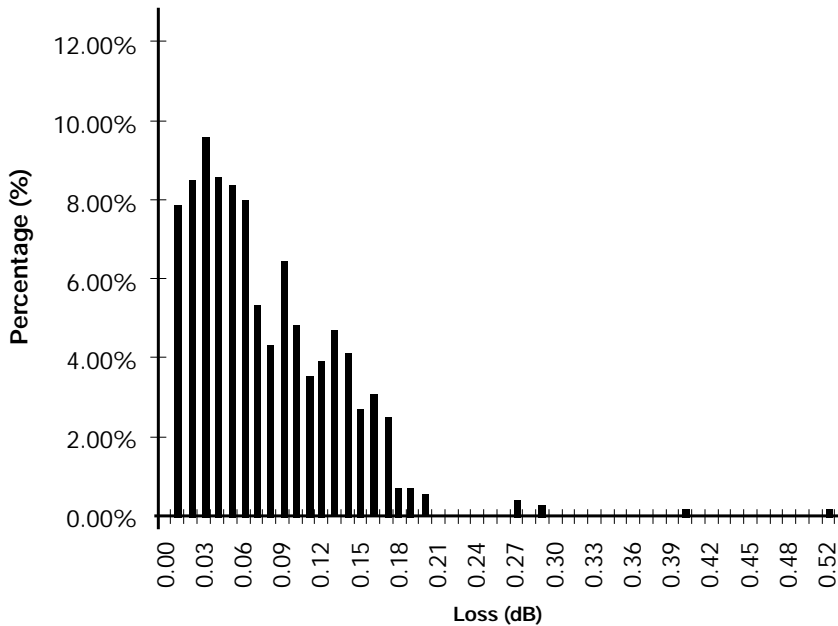
The Fibrlok II Universal Optical Fiber Splice utilizes a metallic splicing element held inside a molded plastic body and cap. The 2529 Splice insertion

loss averages less than 0.10 dB. Fiber retention is greater than one pound minimum. The splice displays superior thermal stability, delivering stable performance from -40° to +80° C (-40° to +176° F).

The Fibrlok II Universal Optical Fiber Splice can be used with either single-mode or multimode fibers with a (nominal) glass cladding diameter of 125 microns.

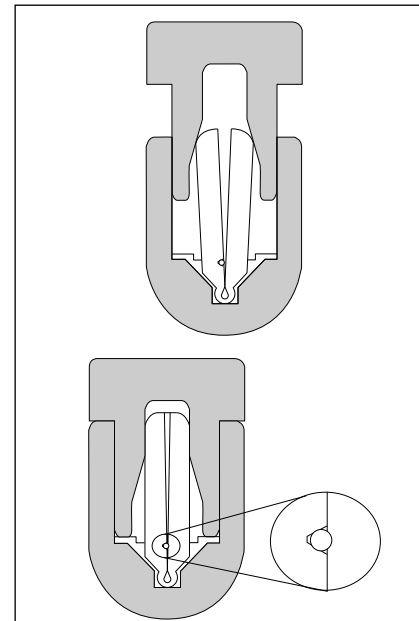
Whether your application is aerial, buried, underground or pedestal; outside plant or inside building; the Fibrlok II 2529 Universal Optical Fiber Splice is the ideal solution for all your splicing needs.

Fibrlok II 2529 Universal Optical Fiber Splice



This distribution represents initial insertion loss test results for 550 Fibrlok II 2529 Optical Fiber Splices (homogeneous splicing, 250 μm coated fiber). Mean insertion loss 0.07 dB. 0.2% of all splices had a loss >0.5dB.

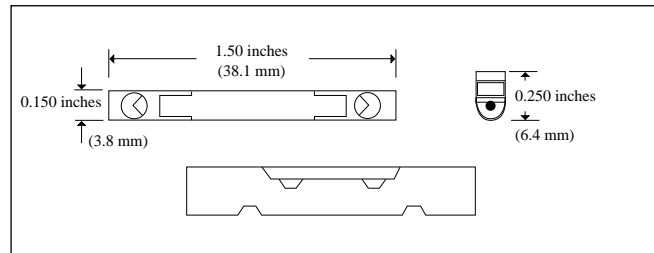
Cross-sectional view of open and actuated Fibrlok II 2529 Splice



After preparation, the fibers are inserted into the Fibrlok II 2529 Splice element. The assembly tool is then used to close the cap, forcing the clamping and locating surfaces against the fibers and aligning the fibers precisely and permanently in place.

The Fibrlok II 2529 Universal Optical Fiber Splice can be used with either single-mode or multimode fibers with a (nominal) glass cladding diameter of 125 microns. The 2529 splice can be used with any combination of fibers with coating diameters from 250 to 900 microns.

Dimensions (actual size)



Specifications

Fiber diameter	125μm
Coating diameter	250 to 900 μm
Shelf life	30 years
Installation time	<30 seconds after fiber preparation
Mean insertion loss	<0.1 dB
Reflectance	<-35 dB from -40° to 80° C (-40° to 176° F) <-60 dB typical at room temperature
Tensile strength	1.0 lb. minimum; >3.0 lbs. typical
Material	Engineering thermoplastic with aluminum alloy element; UL 94, V-O rating

Environmental specifications

Operating temperature	-40° to 80° C (-40° to 176° F)
Thermal cycling	Change in insertion loss <0.5 dB, -40° to 80° C (-40° to 176° F)
Fungus resistance	ASTM G-21-70; rating 0
Vibration	EIA standard FOTP-11; test condition 1
Water immersion	Seven days @ 43° C; change in insertion loss ≤0.05 dB

Ordering information

To order, specify the correct product number from the chart below. For more information on the complete line of Fibrlok Splicing products, contact your 3M sales representative.

Description		Packaging
Splices and Kits		
2529 Universal Optical Fiber Splice		6/pkg. 10 pkgs./case
2529-K Universal Optical Fiber Splice Kit	(60 Splices, one 2501 Assembly Tool)	1 kit/case
Tools		
2501 Assembly Tool		1/case
2505 Assembly Tool Mounting Adapter		1/case
2530 Fiber Splice Preparation Kit	(includes 2501 Assembly Tool and Thomas & Betts Cleaving Tool)	1 kit/case
2531 Fiber Splice Preparation Kit	(includes 2501 Assembly Tool; without Cleaving Tool)	1 kit/case
2533 Fiber Splice Preparation Kit	(without 2501 Assembly Tool or Cleaving Tool)	1 kit/case
Trays		
2524 Optical Fiber Splice Organizer Tray		3/case
2524-FT Optical Splice Organizer Tray for Fusion Splices		3/case
2524-F Fusion Insert for 2524 Optical Fiber Splice Organizer Tray		3/case

Introducing the new Fibrlok™ Multi-Fiber Optical Splice

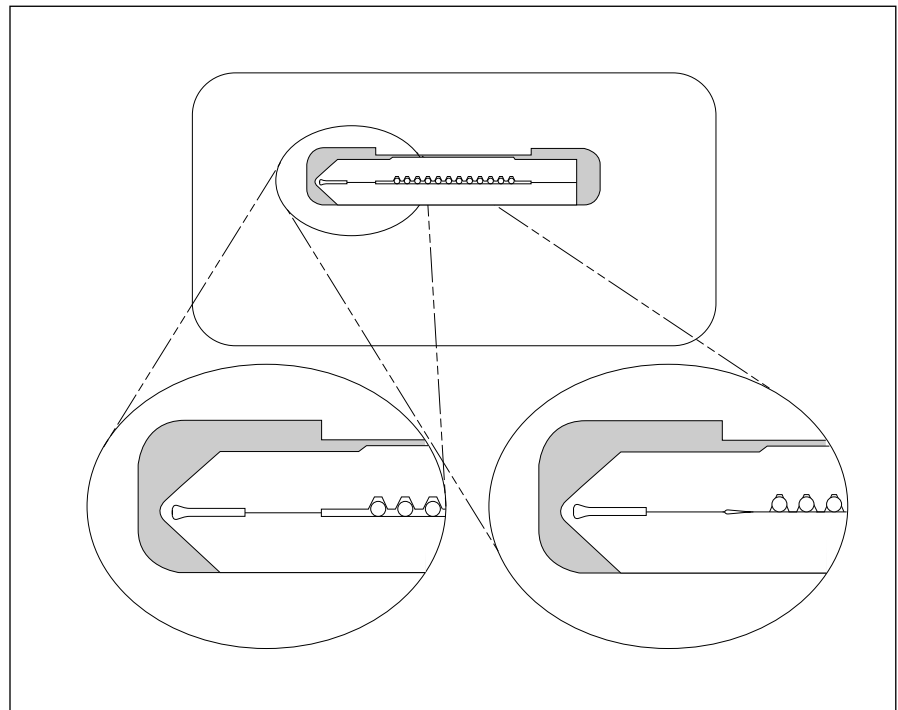
The technology of the Fibrlok II Optical Fiber Splice has also been applied to the new Fibrlok Multi-Fiber Optical Fiber Splice. For more information on the Fibrlok Multi-Fiber Splice, refer to the Fibrlok Multi-Fiber Optical Splice Product Bulletin #80-6107-5767-8.



Fibrlok™ Multi-Fiber Optical Fiber Splices

2

Cross sectional view of open and actuated Fibrlok Multi-Fiber Optical Splice (12 fibers)



The technology of the Fibrlok II Optical Fiber Splice is also available in the revolutionary new Fibrlok Multi-Fiber Optical Fiber Splice (shown here in 12 fiber version).



Fibrlok Splice Preparation Kit (2530, 2531, 2533) 3



Fibrlok 2505 Assembly Tool Mounting Adapter 4



Fibrlok II 2529K Universal Optical Fiber Splice Kit: Fibrlok II Splices, Assembly Tool 5



Fibrlok 2524 Optical Fiber Splice Organizer Tray 6



Fibrlok 2524-FT Optical Fiber Splice Organizer 7

Important Notice

All statements, technical information, and recommendations related to Seller's products are based on information believed to be reliable, but the accuracy or completeness thereof is not guaranteed. Before utilizing the product, the user should determine the suitability of the product for its intended use. The user assumes all risks and liability whatsoever in connection with such use.

Any statements or recommendations of the Seller which are not contained in the Seller's current publications shall have no force or effect unless contained in an agreement signed by an authorized office of Seller. The statements contained herein are made in lieu of all warranties, express or implied, including but not limited to the implied warranties of merchantability and fitness for a particular purpose which warranties are hereby expressly disclaimed.

SELLER SHALL NOT BE LIABLE TO THE USER OR ANY OTHER PERSON UNDER ANY LEGAL THEORY, INCLUDING BUT NOT LIMITED TO NEGLIGENCE OR STRICT LIABILITY, FOR ANY INJURY OR FOR ANY DIRECT OR CONSEQUENTIAL DAMAGES SUSTAINED OR INCURRED BY REASON OF THE USE OF ANY OF THE SELLER'S PRODUCTS THAT WERE DEFECTIVE.



Telecom Systems Division

6801 River Place Blvd.
Austin, TX 78726-9000
800/426 8688
FAX 800/626 0329

Printed on recycled paper

Printed in USA.

© 3M 1994 80-6107-5766-0 (01410)